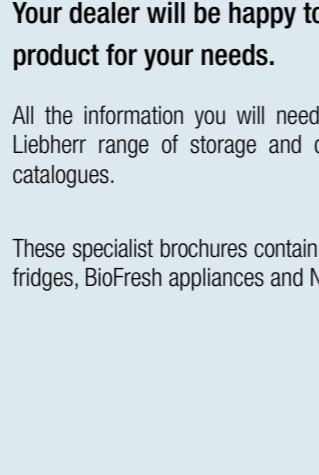


Liebherr refrigeration can be found at your specialist retailer, where you will get excellent service and advice.




Your dealer will be happy to help you choose the right product for your needs.

All the information you will need on Liebherr built-in appliances and the Liebherr range of storage and drinks fridge can be found in our main catalogues.

These specialist brochures contain additional information on our wine storage fridges, BioFresh appliances and NoFrost freezers.

Built-in Refrigeration 2009



Subject to modification. Printed in Germany by Fink. 6412/4.2/01.09

www.liebherr.com

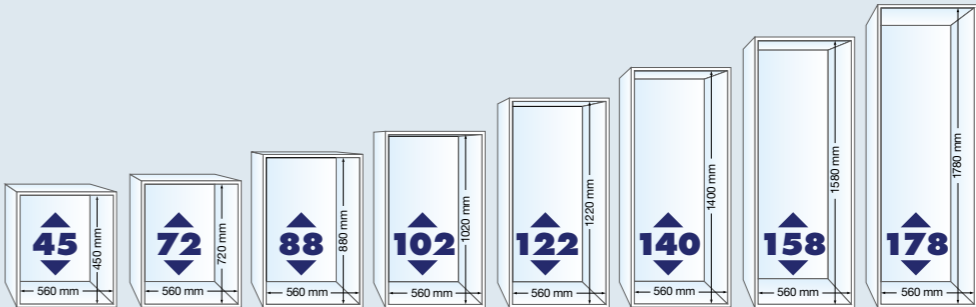
LIEBHERR

Design, Quality & Innovation

How to find the right built-in appliance

Liebherr offers built-in appliances for integrated use or with décor panel. To find the appliance for you, simply choose the method of integration, the aperture and the features of the model that best suits your needs.

Aperture Sizes*



Built-in appliances for integrated use



The appliances will fit easily behind your unit door, so are ideal for integration into a fitted kitchen, creating a uniform look. Note the method by which the door is fitted:

Sliding system

The unit door is hinged on the cabinet and connected to the appliance door with sliding rails. When the door is opened and closed, the unit door slides along the rails.



The door-on-door system

The unit door is fixed directly onto the appliance door.



Built-in appliances for integrated use

									Page	
BioFresh-appliances								IKB 2410 IKB 2850 IKB 2810	ICBN 3066 ICBN 3056 ICBS 3156 IKB 3660 IKB 3620 IKB 3414	10
Combined fridge-freezers								ICUS 2913	ICN 3066 ICN 3056 ICS 3113 ICS 3013 ICUNS 3013 ICUS 3013	20
Fridge with cellar tray									IKV 3214	25
Fridges			IK 1710 IK 1504 IKS 1720	IKP 2050 IKP 1854	IKP 2450 IKP 2254 IKS 2420 IKS 2224 IK 2410			IK 2850 IKP 2654 IK 2810	IK 3620 IK 3414	28
Side-by-Side-combination							SBS 4712		SBS 6114 SBS 5712 SBS 5713	40
Freezers		IG 956	IG 1156					IG 1956	IGN 2566	48

Built-in appliances with décor panel



Built in appliances for use with décor panels can be fitted with a panel finished to match the other kitchen units. Décor panels are available from specialist suppliers. Panels can be fitted with a thickness of up to 4 mm. Built-in appliances are supplied with aluminium coloured décor frame as standard, brown or white frames are also available as accessories. If the height of an existing décor panel is too small for a replacement appliance, it can be made to fit with equaliser trims of various heights in the same colour as the décor frame. One or two equaliser trims (top and/or bottom) may be used depending on how much has to be equalised and taking visual aspects into account. The trims are available in three heights (16, 41, 60 mm) and colours (brown, white, aluminium): part no. 9733.

For more information to décor panels and reference numbers please see installation diagrams in the middle of the catalogue.

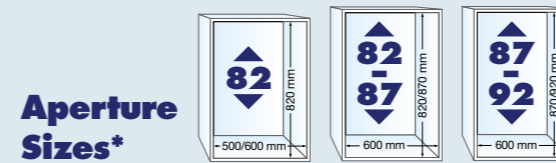
Built-in appliances with décor panel

									Page	
Fridges				EK 1750	EK 2450					37
Freezers				EG 1113						51
Multi-temperature wine cabinet with glass door							WTEes 2053			56
Wine storage cabinets with glass door	WKEes 553									54

*see installation drawings for binding dimensions

How to find the right under worktop appliance

Liebherr offers under-worktop appliances for integrated use or with décor panels. To find the right appliance for you, simply choose the method of integration, the aperture and the model features that best suits your needs.



Built under integrated refrigeration



By fitting the fridge and freezer under an existing worktop and behind the unit door, you can create a uniform look in your kitchen. The unit door is attached permanently to the appliance with the door-on-door method. Ventilation and air extraction are provided through the plinth and no ventilation grill is required in the work surface.

The door-on-door system

The unit door is fixed directly onto the appliance door.



Built under décor panel refrigeration



A décor panel (thickness up to 4 mm) matching the kitchen units is attached to the appliance door. Décor panels are available from specialist suppliers. These appliances are available with white décor trims (ventilation grill, décor frames, plinth). Ventilation and air extraction are provided at the front of the appliance therefore no ventilation grill is required in the work surface.

For more information to décor panels and reference numbers please see installation diagrams in the middle of the catalogue.

With décor panel

				Page
Fridges	KIU 1640 KIU 1444	KIUe 1350		44
Freezers	GIU 1313			52
Fridges	KUw 1740 KUw 1544			46
Wine multi-temperature wine cabinet with glass door		WTUes 1653		56
Wine storage cabinet with glass door		WKUes 1753		57

*see installation drawings for binding dimensions

Top quality for your kitchen

The models:

Comfort

Liebherr's superior quality means well thoughtout features and a comprehensive range of equipment. The superior Liebherr quality means that you get many benefits from the product characteristics and the convenience of a number of practical features.

Premium

Liebherr fridges and freezers incorporate cutting edge technology that only high quality appliances demand, right down to the finest detail. A characteristic feature of Premium models is the high standard of design in conjunction with a host of innovative ideas and a comprehensive array of equipment.

PremiumPlus

Top of the range Liebherr fridges and freezers with the exclusive extra bonus of additional equipment. Here, the individuality, needs and requirements of the customer take centre stage. Highlights of PremiumPlus models are the Premium features, complemented by the outstanding and unique product benefits of PremiumPlus. These product features are geared to maximum convenience in use and the latest product design trends. The two top features of the PremiumPlus are the unique light column for the fridge compartment and the innovative BioFresh lighting.



Energy Manufacturer Model	LIEBHERR IKP 1854
More efficient A B C D E F G Less efficient	A++
Energy consumption kWh/year (based on standard test results for 24 h) Actual consumption will depend on how the appliance is used and where it is located.	146
Fresh food volume l	150
Frozen food volume l	16
Noise dB(A) re 1pW Further information is contained in the product brochures.	
<small>Norm EN 153, May 1999 Refrigerator Label Directive 94/2/EEG</small>	



Super savings in energy consumption

Many Liebherr fridges and freezers come in the best energy efficiency classes A+ and A++ and are therefore the top energy savers in any home.

Using state-of-the-art electronic control units in conjunction with optimised refrigerating systems has achieved a further significant reduction in energy consumption in comparison with previous economical models.



1 Know-how that matters!

Liebherr-Hausgeräte has specialised in developing and manufacturing first class refrigerators and freezers of premium quality and top design for over 50 years. Innovative ideas are constantly added to the products for boosting freshness, enhancing ease of use and saving even more energy to raise customer value.

2 Premium product quality

To ensure the proverbial Liebherr quality, only first class components are used. For example, accurate electronic control systems in conjunction with optimised refrigeration components. During the manufacturing process the appliances undergo comprehensive testing and inspection to ensure perfect workmanship and flawless functionality. In this way Liebherr appliances provide a long service life.

3 Innovative ideas

Liebherr appliances boast a compelling array of innovative ideas. Take, for example, the freestanding Premium appliances with the new electronic control system and user friendly Touch feature, or the PremiumPlus models with the trend setting LED lighting, convenient IceMaker with twist tray, or GlassLine shelves for versatile use.

4 Classical design

The combination of classical, timeless design with high quality materials like glass and stainless steel makes Liebherr appliances the optical highlight of any kitchen.

5 Environmentally friendly

For Liebherr, being actively green starts at the very beginning of the design process. In keeping with this ethos, Liebherr uses high quality components for its appliances so as to provide long and safe operation and top energy efficiency. All plastics are marked for recycling. The manufacturing processes are also geared to efficient use of resources. To give one example: the heat naturally generated during manufacture of the appliances is recycled as heating energy.



6 Super energy efficiency



By deploying state of the art, precision electronics combined with fine tuned, highly efficient refrigeration systems, Liebherr offers a wide range of energy saving appliances. All the product groups feature models securing great savings in the A+ and A++ top energy efficiency classes.

7 BioFresh feature



BioFresh is the technology for preserving freshness. At a temperature just above 0°C and with the right, selectable humidity, many types of food - like fruit and vegetables, meat and fish or dairy products - retain their healthy vitamins, delicate aroma and appetising appearance up to three times longer than in a traditional refrigerator compartment. The vitamin content of some types of food has been shown to increase when stored in the BioFresh safe.

8 NoFrost - professional quality freezing performance



The NoFrost appliances from Liebherr provide professional quality freezing performance ensuring long term freshness. Food is frozen with chilled circulating air, keeping the freezer compartment free from ice at all times and giving the convenience of never having to defrost again.

9 Perfect climate for fine wines



Liebherr's wine storage cabinets and multi-temperature wine cabinets are designed specifically for wine. These appliances feature state of the art electronic control systems, special vibration free compressors and a host of features such as tinted glazed doors, activated charcoal filters or stable, hand crafted wooden shelves on telescopic rails.

10 Awards given to the range

The design quality of Liebherr appliances is confirmed by independent institutions. The built-in IKB 3454 model with BioFresh technology in energy efficiency class A+ was awarded the PlusX award for user convenience and environmental friendliness. Liebherr also won the PlusX 2007 title as the Most Innovative Brand of large appliances.





A unique feature: lighting in the PremiumPlus range

Hallmarks of the PremiumPlus range are two light columns integrated into the liner on either side, inside which there are numerous LEDs ensuring uniform illumination of the interior. The special satin finish of the light cover creates a pleasant lighting atmosphere.



BioFresh lighting

In the PremiumPlus appliances the BioFresh compartments have LED lighting, ensuring an ideal, clear view of the food stored inside. The LED lighting is elegantly integrated into the side wall for a flush finish.



Freezer compartment lighting

This innovation provides a perfect view inside the freezer compartment. In the new combined BioFresh fridge-freezers of the PremiumPlus range, the freezer compartment now features interior lighting. Integrated above the BioFresh drawers is a LED light strip ensuring ideal illumination of the opened, transparent drawers to give you an even better view of the stored food.

Highlight in every kitchen ICBN 3066



Illustration: ICBN 3066



BioFresh
The BioFresh drawers on telescopic rails provide the perfect climate for keeping your food fresher for longer. With the temperature maintained just above 0°C and an ideal humidity level, fruit, vegetables, meat and fish retain their healthy vitamins, their delicate flavour and their attractive appearance for up to three times longer.



The NoFrost appliances
For safe, easy long term freshness the superb NoFrost appliances from Liebherr offer professional refrigeration performance. The food is deep frozen with chilled forced air and any moisture that is generated is quickly expelled. In this way the freezer compartment always remains ice free and the food never becomes covered in ice. NoFrost convenience makes defrosting a thing of the past.



The clearly laid out, precision **control system with MagicEye** ensures that the digitally displayed temperature you select is kept exactly to the degree chosen. The clear arrangement of the function buttons makes for easy and convenient use in IKP models.



Super savings in energy consumption.
Many Liebherr fridges come in the best energy efficiency classes A+ and A++ and are therefore the top energy savers in any home - day in, day out.
Deploying state of the art electronic control units in conjunction with optimised refrigerating systems has achieved a further significant reduction in energy consumption in comparison with previous economical models.



The **SoftSystem** ensures that the door closes gently even when fully loaded. The door closes automatically from an opening angle of approximately 30°.



An innovative and unique detail is the **integrated bottle shelf**. Should you need to store very tall bottles, the bottle rack in the door can be moved upwards allowing the entire depth of the appliance to be used. Alternatively, the glass shelf under the bottle shelf can be utilized.

Electronic control system

- MagicEye with digital temperature display
- Separate temperature control
- Automatic SuperCool function
- Quantity controlled automatic SuperFrost
- Control lamp for mains, alarm, SuperCool and SuperFrost
- Audible and visual temperature alarm

Fridge compartment

- Forced air cooling
- GlassLine storage shelves - 1 sectioned, with slide under half shelf option
- GlassLine storage racks with dividers
- Butter and cheese compartment with egg tray

BioFresh compartment

- Automatic defrosting, forced air cooling
- Pull-out BioFresh drawers on telescopic rails
- BioFresh-Safes with adjustable humidity, for use as DrySafe or HydroSafe

Freezer compartment

- Automatic defrosting and forced air cooling with NoFrost models
- Easy defrosting with smooth and easy to clean interior with SmartFrost model
- FrostSafe system with completely enclosed drawers
- VarioSpace with removable drawers and intervening glass shelves
- LED lighting with ICBN 3066

Features

- Reversible doors
- Height-adjustable feet at the front



SmartFrost system.

The inside walls are especially smooth and easy to clean. The attractive intervening shelves made of glass and the transparent drawers are removable.




The IceMaker

provides you with a constant supply of ice cubes for every occasion. Whether you fancy a cold drink or you're having a big party, the IceMaker automatically keeps your supplies topped up.



The exquisite GlassLine equipment

puts the finishing touches to the high quality and overall impression of the stylish interior. The shelves and the storage racks in the inner door are made of glass with stainless steel trims. One glass shelf is sectioned so one half can slide underneath the other making it even more versatile. Two easily attachable plastic components mean it can now be inserted at different heights, as required.



BioFresh fridge-freezers	ICBN 3066 PremiumPlus 178	ICBN 3056 Premium 178	ICBS 3156 Premium 178
Door assembly	Door on door	Door on door	Door slider
Net capacity	Fridge compartment 178 litre including BioFresh compartment 67 litre Freezer compartment 60 litre	Fridge compartment 178 litre 67 litre 62 litre	207 litre 67 litre 57 litre
Energy efficiency class (kWh in 365 days)	<A> (298 kWh)	<A> (298 kWh)	<A> (297 kWh)
Climate rating	SN-ST	SN-ST	SN-ST
Aperture dimensions in cm (h/w/d)	177.2-178.8 / 56-57 / at least 55	177.2-178.8 / 56-57 / at least 55	177.2-178.8 / 56-57 / at least 55
Separately adjustable cooling circuits	2	2	2

Electronic control system

- MagicEye with digital temperature display
- Temperature control
- Automatic SuperCool function
- Control lamp for mains, alarm and SuperCool
- Audible temperature alarm

Fridge compartment

- Forced air cooling
- GlassLine storage shelves - 1 sectioned, with slide under half shelf option
- GlassLine storage racks with dividers
- Butter and cheese compartment with egg tray with IKB 3454

BioFresh compartment

- Automatic defrosting, forced air cooling
- Pull-out BioFresh drawers on telescopic rails
- BioFresh-Safes with adjustable humidity, for use as DrySafe or HydroSafe

Features

- Reversible doors
- Height-adjustable feet at the front



An innovative and unique detail is the **integrated bottle shelf**. Should you need to store very tall bottles, the bottle rack in the door can be moved upwards allowing the entire depth of the appliance to be used. Alternatively, the glass shelf under the bottle shelf can be utilized.



In the PremiumPlus appliances the BioFresh compartments have **LED lighting**, ensuring an ideal, clear view of the food stored inside. The LED lighting is elegantly integrated into the side wall for a flush finish.



Hallmarks of the PremiumPlus range are two **light columns** integrated into the liner on either side, inside which there are numerous LEDs ensuring uniform illumination of the interior. The special satin finish of the light cover creates a pleasant lighting atmosphere.



BioFresh fridges	IKB 3660 PremiumPlus 178	IKB 3620 Premium 178	IKB 3414 Premium 178
Door assembly	Door on door	Door on door	Door on door
Net capacity Fridge compartment	307 litre	307 litre	261 litre
including BioFresh compartment	91 litre	91 litre	91 litre
Freezer compartment			27 litre
Energy efficiency class (kWh in 365 days)	<A> (166 kWh)	<A> (166 kWh)	<A> (295 kWh)
Climate rating	SN-ST	SN-ST	SN-ST
Aperture dimensions in cm (h/w/d)	177.2-178.8 / 56-57 / at least 55	177.2-178.8 / 56-57 / at least 55	177.2-178.8 / 56-57 / at least 55

Electronic control system

- MagicEye with digital temperature display
- Temperature control
- Automatic SuperCool function
- Control lamp for mains, alarm and SuperCool
- Audible temperature alarm

Fridge compartment

- Forced air cooling
- GlassLine storage shelves - 1 sectioned, with slide under half shelf option
- GlassLine storage racks with dividers
- Butter and cheese compartment with egg tray

BioFresh compartment

- Automatic defrosting, forced air cooling
- Pull-out BioFresh drawers on telescopic rails
- BioFresh-Safes with adjustable humidity, for use as DrySafe or HydroSafe

Features

- Reversible doors
- Height-adjustable feet at the front



BioFresh

The BioFresh drawers on telescopic rails provide the perfect climate for keeping your food fresher for longer. With the temperature maintained just above 0°C and an ideal humidity level, fruit, vegetables, meat and fish retain their healthy vitamins, their delicate flavour and their attractive appearance for up to three times longer.



SoftSystem

The SoftSystem ensures that the door closes gently even when fully loaded. The door closes automatically from an opening angle of approximately 30°.



MagicEye

The clearly laid out, precision control system with MagicEye ensures that the digitally displayed temperature you select is kept exactly to the degree chosen. The clear arrangement of the function buttons makes for easy and convenient use in IKP models.



BioFresh fridges	IKB 2850 PremiumPlus 140	IKB 2810 Premium 140	IKB 2410 Premium 122
Door assembly	Door on door	Door on door	Door on door
Net capacity Fridge compartment including BioFresh compartment	236 litre 60 litre	236 litre 60 litre	201 litre 60 litre
Energy efficiency class (kWh in 365 days)	<A> (156 kWh)	<A> (156 kWh)	<A> (151 kWh)
Climate rating	SN-ST	SN-ST	SN-ST
Aperture dimensions in cm (h/w/d)	139.7-141.3 / 56-57 / at least 55	139.7-141.3 / 56-57 / at least 55	122-123.6 / 56-57 / at least 55



Type/model numbers	ICBN 3066 PremiumPlus	ICBN 3056 Premium	ICBS 3156 Premium	IKB 3660 PremiumPlus	IKB 3620 Premium	IKB 3414 Premium	IKB 2850 PremiumPlus	IKB 2810 Premium	IKB 2410 Premium
Model classification ¹	7	7	7	1	1	7	1	1	1
Energy efficiency class	<A+>	<A+>	<A+>	<A+>	<A+>	<A+>	<A+>	<A+>	<A+>
Energy consumption in 365 days	298 kWh	298 kWh	297 kWh	166 kWh	166 kWh	295 kWh	156 kWh	156 kWh	151 kWh
Net capacity total	238 litre	240 litre	264 litre	307 litre	307 litre	288 litre	236 litre	236 litre	201 litre
Fridge compartment	178 litre	178 litre	207 litre	307 litre	307 litre	261 litre	236 litre	236 litre	201 litre
including BioFresh compartment	67 litre	67 litre	67 litre	91 litre	91 litre	91 litre	60 litre	60 litre	60 litre
Freezer compartment	60 litre	62 litre	57 litre			27 litre			
Star coding ²	★★★★	★★★★	★★★★			★★★★			
Storage time during malfunctions	20 h	24 h	30 h			19 h			
Freezing capacity in 24h	10 kg	10 kg	10 kg			2 kg			
Climate rating ³	SN-ST	SN-ST	SN-ST	SN-ST	SN-ST	SN-ST	SN-ST	SN-ST	SN-ST
Voltage/Connection rating	220-240 V / 1.0 A	220-240 V / 1.0 A	220-240 V / 1.0 A	220-240 V / 0.8 A	220-240 V / 0.8 A	220-240 V / 0.8 A	220-240 V / 0.8 A	220-240 V / 0.8 A	220-240 V / 0.8 A
Fridge compartment									
Defrosting	Automatic	Automatic	Automatic	Automatic	Automatic	Automatic	Automatic	Automatic	Automatic
Interior light	LED light column	LED	LED	LED light column	LED	LED	LED light column	LED	LED
SuperCool	•	•	•	•	•	•	•	•	•
BioFresh-Safes	2	2	2	3	3	3	2	2	2
BioFresh lighting	LED			LED			LED		
Bottle shelf	integrated, for variable use	integrated, for variable use	integrated, for variable use	integrated, for variable use	integrated, for variable use	integrated, for variable use	integrated, for variable use	integrated, for variable use	integrated, for variable use
Door interior	GlassLine	GlassLine	GlassLine	GlassLine	GlassLine	GlassLine	GlassLine	GlassLine	GlassLine
Freezer compartment									
NoFrost/SmartFrost	NoFrost	NoFrost	SmartFrost						
Defrosting	Automatic	Automatic	Manual						
Defrosting [★★★★]-compartment						Manual			
SuperFrost	Quantity controlled	Quantity controlled	Quantity controlled						
Cold storage accumulators	2	2	2						
Freezer tray	•	•	•						
Ice cube tray		•	•			•			
IceMaker ⁴	fixed water connection								
Ice cube capacity in 24 h	0.8 kg								
Ice cube stock	1 kg								
Type of appliance									
Door assembly	Door on door	Door on door	Door slider	Door on door	Door on door	Door on door	Door on door	Door on door	Door on door
Dimensions									
Height	177.2 - 178.8 cm	177.2 - 178.8 cm	177.2 - 178.8 cm	177.2 - 178.8 cm	177.2 - 178.8 cm	177.2 - 178.8 cm	139.7 - 141.3 cm	139.7 - 141.3 cm	122 - 123.6 cm
Width/Depth incl. distance from wall	56-57 / at least 55	56-57 / at least 55	56-57 / at least 55	56-57 / at least 55	56-57 / at least 55	56-57 / at least 55	56-57 / at least 55	56-57 / at least 55	56-57 / at least 55
Features									
Door alarm	audible	audible		audible	audible	audible	audible	audible	audible
Temperature alarm	visual and audible	visual and audible	visual and audible						
SoftSystem	•	•		•	•	•	•	•	•

1) Model classification 1: Fridges 7: Fridge-freezers (4-star freezer compartment)

2) [★★★★] = freezer compartment with -18 °C or colder

3) Climate Ratings: SN +10 °C to +32 °C N +16 °C to +32 °C ST +16 °C to +38 °C T +16 °C to +43 °C

4) IceMaker – automatic ice-cube maker (can be switched off) with fixed water connection and solenoid valve (needs to be plumbed in)

Fridge-freezers



No Frost



Smart Frost



The NoFrost appliances

For safe, easy long term freshness the superb NoFrost appliances from Liebherr offer professional refrigeration performance. The food is deep frozen with chilled forced air and any moisture that is generated is quickly expelled. In this way the freezer compartment always remains ice free and the food never becomes covered in ice. NoFrost convenience makes defrosting a thing of the past.

SmartFrost system.

The inside walls are especially smooth and easy to clean. The attractive intervening shelves made of glass and the transparent drawers are removable.

All **transparent drawers** are extra deep. They are designed so that all frozen foods, from a duck to a boxed pizza, will fit conveniently and neatly, and are easy to remove. Every drawer can be used for both freezing and storage, so there's no need to repack the food once it has been frozen.



Soft System



The **SoftSystem** ensures that the door closes gently even when fully loaded. The door closes automatically from an opening angle of approximately 30 °.

The **IceMaker** provides you with a constant supply of ice cubes for every occasion. Whether you fancy a cold drink or you're having a big party, the IceMaker automatically keeps your supplies topped up.



A new quality of light

A new quality of interior illumination is created with the innovative LED light housing in all the new single door-on-door fridges of the Premium range. What's more, the LED technology means that the light housing is compactly incorporated into the compartment liner.

Electronic control system in ICN models

- MagicEye with digital temperature display
- Separate temperature control
- Automatic SuperCool function
- Quantity controlled automatic SuperFrost
- Control lamps for mains, alarm, SuperCool and SuperFrost
- Audible and visual temperature alarm

Electronic control system in ICS models

- MagicEye with LED temperature display
- Separate temperature regulation
- Time controlled automatic SuperFrost
- Control lamps for mains, alarm and SuperFrost
- Audible and visual temperature alarm

Fridge compartment

- Forced air cooling
- GlassLine storage shelves - 1 sectioned, with slide under half shelf option
- GlassLine storage racks with dividers in Premium models
- Comfort GlassLine door rack with glass shelf and plastic frame in Comfort models
- Butter and cheese compartment with egg tray
- Fruit and vegetable bins with removable roller system in ICN models

Freezer compartment

- Automatic defrosting and forced air cooling in NoFrost models
- Easy defrosting with smooth and easy to clean interior in SmartFrost models
- FrostSafe system with completely enclosed drawers
- VarioSpace with removable drawers and intervening glass shelves

Features

- Reversible doors
- Height-adjustable feet at the front




The **IceMaker** provides you with a constant supply of ice cubes for every occasion. Whether you fancy a cold drink or you're having a big party, the IceMaker automatically keeps your supplies topped up.



The exquisite **GlassLine equipment** puts the finishing touches to the high quality and overall impression of the stylish interior. The shelves and the storage racks in the inner door are made of glass with stainless steel trims. One glass shelf is sectioned so one half can slide underneath the other making it even more versatile. Two easily attachable plastic components mean it can now be inserted at different heights, as required.



Models in the Comfort range come with **Comfort GlassLine**: high quality glass equipment for the door interior. Comfort GlassLine features are shelves made of satin finished safety glass with steel railings and plastic surround. The can and bottle racks have an adjustable holder for secure storage of the food in the door interior.



Fridge-freezers
Door assembly
Net capacity Fridge compartment
Freezer compartment
Energy efficiency class (kWh in 365 days)
Climate rating
Aperture dimensions in cm (h/w/d)
Separately adjustable cooling circuits

ICN 3066 Premium 178
Door on door
200 litre
60 litre
<A+> (292 kWh)
SN-T
177.2-178.8 / 56-57 / at least 55
2

ICN 3056 Premium 178
Door on door
200 litre
62 litre
<A+> (292 kWh)
SN-T
177.2-178.8 / 56-57 / at least 55
2

ICS 3113 Comfort 178
Door slider
231 litre
57 litre
<A+> (292 kWh)
SN-T
177.2-178.8 / 56-57 / at least 55
2

ICS 3013 Comfort 178
Door slider
200 litre
81 litre
<A+> (302.9 kWh)
SN-T
177.2-178.8 / 56-57 / at least 55
2

Electronic control system

- MagicEye with digital temperature display
- Temperature control
- Automatic SuperCool function in IKV
- Time controlled automatic SuperFrost in door slider models
- Control lamps for mains, alarm, SuperCool and SuperFrost
- Audible door alarm in ICUNS
- Audible and visual temperature alarm in ICUNS
- Control lamps for mains, alarm, SuperCool and SuperFrost

Fridge compartment

- Forced air cooling in ICUNS
- GlassLine storage shelves - 1 sectioned, with slide under half shelf option
- Comfort GlassLine door rack with glass shelf and plastic frame in Comfort models
- Butter and cheese compartment with egg tray in door slider models

Freezer compartment

- Automatic defrosting and forced air cooling in NoFrost model
- Easy defrosting with smooth and easy to clean interior in SmartFrost models
- FrostSafe system with completely enclosed drawers
- VarioSpace with removable drawers and intervening glass shelves

Cellar compartment in IKV

- Temperature approx. 5°C above the fridge compartment temperature
- Cellar tray with pull-out-drawer
- Removable bottle bag
- Self-closing drawer runner

Features

- Reversible doors
- Height-adjustable feet at the front



All transparent drawers are extra deep. They are designed so that all frozen foods, from a duck to a boxed pizza, will fit conveniently and neatly, and are easy to remove. Every drawer can be used for both freezing and storage, so there's no need to repack the food once it has been frozen.



IKV - cellar-temperature compartment with pull-out drawer
The cellar-temperature compartment has a fully extending pull-out drawer for storing food and bottles on two levels. The bottle basket with handles is removable. The cellar-temperature is approximately 5°C above the fridge compartment temperature.



SmartFrost system.
The inside walls are especially smooth and easy to clean. The attractive intervening shelves made of glass and the transparent drawers are removable.



<p>Fridge-freezers and fridge with cellar tray</p>	<p>ICUNS 3013 Comfort 178</p> <p><i>No Frost</i> <i>SN-T</i></p>	<p>ICUS 3013 Comfort 178</p> <p><i>Smart Frost</i> <i>A+</i></p>	<p>ICUS 2913 Comfort 158</p> <p><i>Smart Frost</i> <i>A+</i></p>	<p>IKV 3214 Comfort 178</p> <p><i>A+</i></p>
Door assembly	Door slider	Door slider	Door slider	Door on door
Net capacity Fridge compartment including cellar tray Freezer compartment	200 litre 62 litre	201 litre 81 litre	190 litre 57 litre	257 litre 94 litre 27 litre
Energy efficiency class (kWh in 365 days)	A (335.8 kWh)	A+ (288.4 kWh)	A+ (259.2 kWh)	A (226.3 kWh)
Climate rating	SN-T	SN-ST	SN-ST	SN-ST
Aperture dimensions in cm (h/w/d)	177.2-178.8 / 56-57 / at least 55	177.2-178.8 / 56-57 / at least 55	157.4-159 / 56-57 / at least 55	177.2-178.8 / 56-57 / at least 55
Separately adjustable cooling circuits	1	1	1	1

Fridge-freezers and fridge with cellar tray for integrated use



Type/model numbers	ICN 3066 Premium	ICN 3056 Premium	ICS 3113 Comfort	ICS 3013 Comfort	ICUNS 3013 Comfort	ICUS 3013 Comfort	ICUS 2913 Comfort	IKV 3214 Comfort
Model classification ¹	7	7	7	7	7	7	7	10
Energy efficiency class	<A+>	<A+>	<A+>	<A+>	<A>	<A+>	<A+>	<A+>
Energy consumption in 365 days	292 kWh	292 kWh	292 kWh	302.9 kWh	335.8 kWh	288.4 kWh	259.2 kWh	226.3 kWh
Net capacity total	260 litre	262 litre	288 litre	281 litre	262 litre	282 litre	247 litre	284 litre
Fridge compartment	200 litre	200 litre	231 litre	200 litre	200 litre	201 litre	190 litre	257 litre
including cellar tray								94 litre
Freezer compartment	60 litre	62 litre	57 litre	81 litre	62 litre	81 litre	57 litre	27 litre
Star coding ²	★★★★	★★★★	★★★★	★★★★	★★★★	★★★★	★★★★	★★★★
Storage time during malfunctions	20 h	24 h	30 h	30 h	20 h	30 h	30 h	16 h
Freezing capacity in 24h	10 kg	10 kg	10 kg	14 kg	4 kg	6 kg	6 kg	2 kg
Climate rating ³	SN-T	SN-T	SN-T	SN-T	SN-T	SN-ST	SN-ST	SN-ST
Voltage/Connection rating	220-240 V / 1.0 A	220-240 V / 1.0 A	220-240 V / 1.0 A	220-240 V / 1.0 A	220-240 V / 1.0 A	220-240 V / 1.0 A	220-240 V / 1.0 A	220-240 V / 1 A
Fridge compartment								
Defrosting	Automatic	Automatic	Automatic	Automatic	Automatic	Automatic	Automatic	Automatic
Interior light	LED	LED	light bulb	light bulb	light bulb	light bulb	light bulb	light bulb
PowerCooling	•	•	•	•	•			
SuperCool	•	•						•
Fruit and vegetable bins	2	2	2	2	2	2	2	2
Door interior	GlassLine	GlassLine	Comfort GlassLine	Comfort GlassLine	Comfort GlassLine	Comfort GlassLine	Comfort GlassLine	Comfort GlassLine
Freezer compartment								
NoFrost/SmartFrost	NoFrost	NoFrost	SmartFrost	SmartFrost	NoFrost	SmartFrost	SmartFrost	
Defrosting	Automatic	Automatic	Manual	Manual	Automatic	Manual	Manual	
Defrosting [★★★★]-compartment								Manual
SuperFrost	Quantity controlled	Quantity controlled	time controlled	time controlled	time controlled	time controlled	time controlled	
Cold storage accumulators	2	2	2	2	2	2	2	
Freezer tray	•	•	•	•	•	•	•	
IceMaker ⁴	fixed water connection							
Ice cube capacity in 24 h	0.8 kg							
Ice cube stock	1 kg							
Type of appliance								
Door assembly	Door on door	Door on door	Door slider	Door slider	Door slider	Door slider	Door slider	Door on door
Dimensions								
Height	177.2 - 178.8 cm	177.2 - 178.8 cm	177.2 - 178.8 cm	177.2 - 178.8 cm	177.2 - 178.8 cm	177.2 - 178.8 cm	157.4 - 159 cm	177.2 - 178.8 cm
Width/Depth incl. distance from wall	56-57 / at least 55	56-57 / at least 55	56-57 / at least 55	56-57 / at least 55	56-57 / at least 55	56-57 / at least 55	56-57 / at least 55	56-57 / at least 55
Features								
SoftSystem	•	•						

1) Model classification 7: Fridge-freezers (4-star freezer compartment)
Model classification 10: Fridge-freezer with cellar tray

2) [★★★★] = freezer compartment with -18 °C or colder

3) Climate Ratings: SN +10 °C to +32 °C
N +16 °C to +32 °C
ST +16 °C to +38 °C
T +16 °C to +43 °C

4) IceMaker – automatic ice-cube maker (can be switched off) with fixed water connection and solenoid valve (needs to be plumbed in)



Attractive, practical, energy-saving: the single-door Premium fridges



Super savings in energy consumption.

Many Liebherr fridges come in the best energy efficiency classes A+ and A++ and are therefore the top energy savers in any home - day in, day out.

Deploying state of the art electronic control units in conjunction with optimised refrigerating systems has achieved a further significant reduction in energy consumption in comparison with previous economical models.



New vegetable bins on removable rollers

The transparent vegetable bins running on rollers are designed to form a harmonious synthesis with the interior and provide a clear view of the stored food. They slide out effortlessly on the new roller system. The roller plates, integrated in the floor of the liner come as standard in all the new single door-on-door fridges in the Premium range, without BioFresh, from the 122 cm aperture size upwards.



A new quality of light

A new quality of interior illumination is created with the innovative LED light housing in all the new single door-on-door fridges of the Premium range. What's more, the LED technology means that the light housing is compactly incorporated into the compartment liner.



The **SoftSystem** ensures that the door closes gently even when fully loaded. The door closes automatically from an opening angle of approximately 30°.



The clearly laid out, precision **control system with Magic-Eye** ensures that the digitally displayed temperature you select is kept exactly to the degree chosen. The clear arrangement of the function buttons makes for easy and convenient use in IKP models.



Important features of the **compartment liner** in the new single-door fridges are two elegant vertical support columns on either side at the front and rear, lit by numerous LEDs. The inner liner is designed to make shelf adjustment easy. This concept ensures greater flexibility in rearranging the glass shelves. A further advantage is the smooth compartment liner, making it easy to clean.

Electronic control system


- MagicEye with digital temperature display
- Temperature control
- Automatic SuperCool function
- Control lamp for mains, alarm and SuperCool

Fridge compartment

- Forced air cooling with IKP 2850
- GlassLine storage shelves - 1 sectioned, with slide under half shelf option
- GlassLine storage racks with dividers
- Butter and cheese compartment with egg tray
- Fruit and vegetable bins with removable roller system

Features

- Reversible doors
- Height-adjustable feet at the front



The **SoftSystem** feature provides added safety and convenience. Integrated on the door, the SoftSystem cushions movement when the door is closed. This SoftSystem ensures that the door closes gently even when fully loaded. The door closes automatically from an opening angle of approximately 30 °.



The transparent **vegetable bins running on rollers** are designed to form a harmonious synthesis with the interior and provide a clear view of the stored food. They slide out effortlessly on the new roller system. The roller plates, integrated in the floor of the liner, come as standard in all the new single door-on-door fridges of the Premium range without BioFresh from an aperture size of 122 cm upwards.



The innovative **LED light housing** creates first class interior illumination. What's more, the LED technology means that the light housing compactly incorporates into the compartment liner.



Fridges	IKP 2850 Premium 140	IKP 2654 Premium 140	IKP 2450 Premium 122	IKP 2254 Premium 122
Door assembly	Door on door	Door on door	Door on door	Door on door
Net capacity Fridge compartment	259 litre	222 litre	224 litre	190 litre
Freezer compartment		20 litre		16 litre
Energy efficiency class (kWh in 365 days)	<A+> (139 kWh)	<A++> (172 kWh)	<A+> (134 kWh)	<A++> (159 kWh)
Climate rating	SN-T	N-ST	SN-T	N-ST
Aperture dimensions in cm (h/w/d)	139.7-141.3 / 56-57 / at least 55	139.7-141.3 / 56-57 / at least 55	122-123.6 / 56-57 / at least 55	122-123.6 / 56-57 / at least 55

Electronic control system

- MagicEye with digital temperature display in Premium models
- MagicEye with LED temperature display in Comfort models
- Automatic SuperCool function
- Control lamp for mains, alarm and SuperCool

Fridge compartment

- GlassLine storage shelves - 1 sectioned, with slide under half shelf option
- GlassLine storage racks with dividers in Premium models
- Comfort GlassLine door rack with glass shelf and plastic frame in Comfort models
- Butter and cheese compartment with egg tray

Features

- Reversible doors
- Height-adjustable feet at the front



The clearly laid out, precision control system with **MagicEye** keeps the temperature at exactly the level you select. It is simple and convenient to use. The SuperCool function is ideal if you want to chill fresh food quickly.



Models in the Comfort range come with **Comfort GlassLine**: high quality glass equipment for the door interior. Comfort GlassLine features are shelves made of satin finished safety glass with steel railings and plastic surround. The can and bottle racks have a adjustable holder for secure storage of the food in the door interior.



Important features of the **compartment liner** in the new single-door fridges are two elegant vertical support columns on either side at the front and rear, lit by numerous LEDs. The inner liner is designed to make shelf adjustment easy. This concept ensures great flexibility in rearranging the glass shelves. A further advantage is the smooth compartment liner, making it easy to clean.



Fridges	IKP 2050 Premium 102	IKP 1854 Premium 102	IKS 2420 Comfort 122	IKS 2224 Comfort 122	IKS 1720 Comfort 88
Door assembly	Door on door	Door on door	Door slider	Door slider	Door slider
Net capacity Fridge compartment	184 litre	150 litre	227 litre	194 litre	155 litre
Freezer compartment		16 litre		16 litre	
Energy efficiency class (kWh in 365 days)	<A+> (128 kWh)	<A++> (147 kWh)	<A+> (132 kWh)	<A+> (216 kWh)	<A+> (122 kWh)
Climate rating	SN-T	N-ST	SN-ST	N	SN-ST
Aperture dimensions in cm (h/w/d)	102.4-104 / 56-57 / at least 55	102.4-104 / 56-57 / at least 55	122-123.6 / 56-57 / at least 55	122-123.6 / 56-57 / at least 55	87.4-89 / 56-57 / at least 55

- Electronic control system
- MagicEye with LED temperature display
 - Automatic SuperCool function
 - Control lamp for mains, alarm and SuperCool

- Fridge compartment
- Forced air cooling (except IK 2410)
 - GlassLine storage shelves - 1 sectioned, with slide under half shelf option
 - Comfort GlassLine door rack with glass shelf and plastic frame
 - Egg tray
 - Fruit and vegetable bins on telescopic rails with 178 cm height models

- Features
- Reversible doors
 - Height-adjustable feet at the front



The highly efficient forced air system ensures that freshly stored food is rapidly cooled down and that the cooling temperature is uniform throughout the interior. The fan is switched off by a door contact when the door is opened, saving valuable energy.



The bottle shelf is the practical and elegant answer for storing drinks. As many as 5 bottles can be neatly stored here.



The precision control system creates a stunning visual impact. This precision electronic control system enhances the ease and convenience of use. The SuperCool function quickly reduces the temperature of the fridge compartment; ideal for rapidly cooling down freshly stored food.



Fridges	IK 3620 Comfort 178	IK 3414 Comfort 178	IK 2810 Comfort 140	IK 2410 Comfort 122
Door assembly	Door on door	Door on door	Door on door	Door on door
Net capacity Fridge compartment	330 litre	282 litre	259 litre	224 litre
Freezer compartment		27 litre		
Energy efficiency class (kWh in 365 days)	<A+> (149 kWh)	<A+> (273 kWh)	<A+> (139 kWh)	<A+> (134 kWh)
Climate rating	SN-T	N-ST	SN-T	SN-T
Aperture dimensions in cm (h/w/d)	177.2-178.8 / 56-57 / at least 55	177.2-178.8 / 56-57 / at least 55	139.7-141.3 / 56-57 / at least 55	122-123.6 / 56-57 / at least 55

Electronic control system

- MagicEye with LED temperature display
- Automatic SuperCool function
- Control lamp for mains, alarm and SuperCool

Fridge compartment

- GlassLine storage shelves - 1 sectioned, with slide under half shelf option
- GlassLine storage racks with dividers in IK models
- Comfort GlassLine door rack with glass shelf and plastic frame in Comfort models
- Butter and cheese compartment with egg tray

Features

- Reversible doors
- Height-adjustable feet at the front



The exquisite **GlassLine equipment** puts the finishing touches to the high quality and overall impression of the stylish interior. The shelves and the storage racks in the inner door are made of glass with stainless steel trims. One glass shelf is sectioned so one half can slide underneath the other making it even more versatile. Two easily attachable plastic components mean it can now be inserted at different heights, as required.



The precision **control system** creates a stunning visual impact. This precision electronic control system enhances the ease and convenience of use. The SuperCool function quickly reduces the temperature of the fridge compartment; ideal for rapidly cooling down freshly stored food.



Models in the Comfort range come with **Comfort GlassLine**: high quality glass equipment for the door interior. Comfort GlassLine features are shelves made of satin finished safety glass with steel railings and plastic surround. The can and bottle racks have an adjustable holder for secure storage of the food in the door interior.



Fridges	IK 1710 Comfort 88	IK 1504 Comfort 88	EK 2450 Comfort 122	EK 1750 Comfort 88
			with décor panel	with décor panel
Door assembly	Door on door	Door on door	flush	flush
Net capacity Fridge compartment	152 litre	118 litre	227 litre	155 litre
Freezer compartment		16 litre		
Energy efficiency class (kWh in 365 days)	<A+ (124 kWh)	<A+ (192 kWh)	<A+ (132 kWh)	<A+ (122 kWh)
Climate rating	SN-T	N-ST	SN-ST	SN-ST
Aperture dimensions in cm (h/w/d)	87.4-89 / 56-57 / at least 55	87.4-89 / 56-57 / at least 55	122-122.6 / 56-57 / at least 55	87.4-88 / 56-57 / at least 55



Type/model numbers	IKP 2850 Premium	IKP 2654 Premium	IKP 2450 Premium	IKP 2254 Premium	IKP 2050 Premium	IKP 1854 Premium	IKS 2420 Comfort	IKS 2224 Comfort	IKS 1720 Comfort	IK 3620 Comfort	IK 3414 Comfort	IK 2810 Comfort	IK 2410 Comfort	IK 1710 Comfort	IK 1504 Comfort	EK 2450 Comfort	EK 1750 Comfort
Model classification ¹	1	7	1	7	1	7	1	7	1	1	7	1	1	1	7	1	1
Energy efficiency class	<A+>	<A+>	<A+>	<A+>	<A+>	<A+>	<A+>	<A+>	<A+>	<A+>	<A+>	<A+>	<A+>	<A+>	<A+>	<A+>	<A+>
Energy consumption in 365 days	139 kWh	172 kWh	134 kWh	159 kWh	128 kWh	147 kWh	132 kWh	216 kWh	122 kWh	149 kWh	273 kWh	139 kWh	134 kWh	124 kWh	192 kWh	132 kWh	122 kWh
Net capacity total	259 litre	242 litre	224 litre	206 litre	184 litre	166 litre	227 litre	210 litre	155 litre	330 litre	309 litre	259 litre	224 litre	152 litre	134 litre	227 litre	155 litre
Fridge compartment	259 litre	222 litre	224 litre	190 litre	184 litre	150 litre	227 litre	194 litre	155 litre	330 litre	282 litre	259 litre	224 litre	152 litre	118 litre	227 litre	155 litre
Freezer compartment		20 litre		16 litre		16 litre		16 litre			27 litre				16 litre		
Star coding ²		★★★★		★★★★		★★★★		★★★★			★★★★				★★★★		
Storage time during malfunctions		15 h		15 h		15 h		15 h			15 h				15 h		
Freezing capacity in 24h		2 kg		2 kg		2 kg		2 kg			2 kg				2 kg		
Climate rating ³	SN-T	N-ST	SN-T	N-ST	SN-T	N-ST	SN-ST	N	SN-ST	SN-T	N-ST	SN-T	SN-T	SN-T	N-ST	SN-ST	SN-ST
Voltage	220-240 V	220-240 V	220-240 V	220-240 V	220-240 V	220-240 V	220-240 V	220-240 V	220-240 V	220-240 V	220-240 V	220-240 V	220-240 V	220-240 V	220-240 V	220-240 V	220-240 V
Connection rating	0.8 A	0.8 A	0.8 A	0.8 A	0.8 A	0.8 A	0.8 A	0.8 A	0.8 A	0.8 A	0.8 A	0.8 A	0.8 A	0.8 A	0.8 A	0.8 A	0.8 A
Fridge compartment																	
Defrosting	Automatic	Automatic	Automatic	Automatic	Automatic	Automatic	Automatic	Automatic	Automatic	Automatic	Automatic	Automatic	Automatic	Automatic	Automatic	Automatic	Automatic
Interior light	LED	LED	LED	LED	LED	LED	light bulb	light bulb	light bulb	light bulb	light bulb	light bulb	light bulb	light bulb	light bulb	light bulb	light bulb
PowerCooling	•									•	•	•	•	•	•	•	•
SuperCool	•	•	•	•	•	•	•	•	•	•	•	•	•	•	•	•	•
Fruit and vegetable bins	2	2	2	2	2	2	2	2	2	2	2	2	2	2	2	2	2
Bottle shelf	Bottle rack		Bottle rack									Bottle rack					
Door interior	GlassLine	GlassLine	GlassLine	GlassLine	GlassLine	GlassLine	Comfort GlassLine	Comfort GlassLine	Comfort GlassLine	Comfort GlassLine	Comfort GlassLine	Comfort GlassLine	Comfort GlassLine	Comfort GlassLine	Comfort GlassLine	GlassLine	GlassLine
Freezer compartment																	
Defrosting [★★★★]-compartment		Manual		Manual		Manual		Manual			Manual				Manual		
Ice cube tray		•		•		•		•			•				•		
Type of appliance																	
Built-in-/under-worktop appliance	intergrable / -	intergrable / -	intergrable / -	intergrable / -	intergrable / -	intergrable / -	intergrable / -	intergrable / -	intergrable / -	intergrable / -	intergrable / -	intergrable / -	intergrable / -	intergrable / -	intergrable / -	intergrable / -	intergrable / -
Door assembly	Door on door	Door on door	Door on door	Door on door	Door on door	Door on door	Door slider	Door slider	Door slider	Door on door	Door on door	Door on door	Door on door	Door on door	Door on door	with decor panel / - flush	with decor panel / - flush
Dimensions																	
Height	139.7 - 141.3 cm	139.7 - 141.3 cm	122 - 123.6 cm	122 - 123.6 cm	102.4 - 104 cm	102.4 - 104 cm	122 - 123.6 cm	122 - 123.6 cm	87.4 - 89 cm	177.2 - 178.8 cm	177.2 - 178.8 cm	139.7 - 141.3 cm	122 - 123.6 cm	87.4 - 89 cm	87.4 - 89 cm	122 - 122.6 cm	87.4 - 88 cm
Width/Depth incl. distance from wall	56-57 / at least 55	56-57 / at least 55	56-57 / at least 55	56-57 / at least 55	56-57 / at least 55	56-57 / at least 55	56-57 / at least 55	56-57 / at least 55	56-57 / at least 55	56-57 / at least 55	56-57 / at least 55	56-57 / at least 55	56-57 / at least 55	56-57 / at least 55	56-57 / at least 55	56-57 / at least 55	56-57 / at least 55
Features																	
SoftSystem	•	•	•	•	•	•											

1) Model classification Model classification
7: Fridge-freezers (4-star freezer compartment)
1: Fridges

2) [★★★★] = freezer compartment with -18 °C or colder

3) Climate Ratings:
SN +10 °C to +32 °C
N +16 °C to +32 °C
ST +16 °C to +38 °C
T +16 °C to +43 °C

Electronic control system

- MagicEye with digital temperature display
- Separate temperature control
- Automatic SuperCool function
- Quantity controlled automatic SuperFrost
- Control lamp for mains, alarm, SuperCool and SuperFrost
- Audible and visual temperature alarm
- Audible door alarm

Fridge compartment

- Forced air cooling
- GlassLine storage shelves - 1 sectioned, with slide under half shelf option
- GlassLine storage racks with dividers
- Butter and cheese compartment with egg tray with Premium models

BioFresh compartment

- Automatic defrosting, forced air cooling
- Pull-out BioFresh drawers on telescopic rails
- BioFresh-Safes with adjustable humidity, for use as DrySafe or HydroSafe

NoFrost Freezer compartment

- Automatic defrosting
- FrostSafe system with completely enclosed drawers
- VarioSpace with removable drawers and intervening glass shelves

Features

- Height-adjustable feet at the front



In the PremiumPlus appliances the **BioFresh** compartments have LED lighting, ensuring an ideal, clear view of the food stored inside. The LED lighting is elegantly integrated into the side wall for a flush finish.



The BioFresh drawers on telescopic rails provide the perfect climate for keeping your food fresher for longer. With the temperature maintained just above 0°C and an ideal humidity level, fruit, vegetables, meat and fish retain their healthy vitamins, their delicate flavour and their attractive appearance for up to three times longer.



The hallmark of the PremiumPlus range of BioFresh fridges are two **light columns** integrated into the compartment liner on either side. Inside are numerous LEDs ensuring uniform illumination of the interior. The distinctive satin finish of the light cover creates a pleasant lighting atmosphere. The two light columns blend harmoniously with the interior thanks to their sleek, smooth contours. At the same time the light columns allow the glass shelves to be adjusted.



Side-by-side fridge-freezers	SBS 6114 PremiumPlus 178	SBS 5713 Premium 178	SBS 5712 Premium 178
Door assembly	Door on door	Door on door	Door on door
Net capacity Fridge compartment	307 litre	378 litre	412/400 litre
including BioFresh compartment	91 litre	67 litre	
Freezer compartment	206 litre	122 litre	162/122 litre
Energy efficiency class (kWh in 365 days)	<A>A<A> (469 kWh)	<A>A<A> (589.9 kWh)	<A>A<A> (584 kWh)
Climate rating	SN-ST	SN-ST	SN-T
Aperture dimensions in cm (h/w/d) per appliance	177.2-178.8 / 56-57 / at least 55	177.2-178.8 / 56-57 / at least 55	177.2-178.8 / 56-57 / at least 55
Separately adjustable cooling circuits	2	4	4

Electronic control system

- MagicEye with digital temperature display
- Separate temperature control
- Automatic SuperCool function
- Quantity controlled automatic SuperFrost
- Control lamp for mains, alarm, SuperCool and SuperFrost
- Audible and visual temperature alarm
- Audible door alarm

Fridge compartment

- Forced air cooling
- GlassLine storage shelves - 1 sectioned, with slide under half shelf option
- GlassLine storage racks with dividers
- Butter and cheese compartment with egg tray with Premium models

SmartFrost Freezer compartment

- Easy defrosting with smooth and easy to clean interior
- FrostSafe system with completely enclosed drawers
- VarioSpace with removable drawers and intervening glass shelves

Features

- Height-adjustable feet at the front



The **SoftSystem** feature provides added safety and convenience. Integrated on the door, the SoftSystem cushions movement when the door is closed. This SoftSystem ensures that the door closes gently even when fully loaded. The door closes automatically from an opening angle of approximately 30 °.



For safe, long term freshness the **NoFrost appliances** from Liebherr provides an excellent professional refrigerating performance. The food is deep frozen with chilled forced air and any moisture that is generated is quickly expelled. In this way the freezer always remains ice free and the food never becomes covered in ice. NoFrost convenience makes defrosting a thing of the past.



Type/model numbers	SBS 6114 PremiumPlus	SBS 5713 Premium	SBS 5712 Premium	SBS 4712 Premium
Energy efficiency class	<A>/A⁺	<A>/A⁺	<A>/A⁺	<A>/A⁺
Energy consumption in 365 days	469 kWh	589.9 kWh	584 kWh	398.2 kWh
Net capacity total	513 litre	500 litre	522 litre	445 litre
Fridge compartment	307 litre	378 litre	400 litre	259 litre
including BioFresh compartment	91 litre	67 litre		
Freezer compartment	206 litre	122 litre	122 litre	186 litre
Star coding ¹	****	****	****	****
Storage time during malfunctions	34 h	20 h	20 h	32 h
Freezing capacity in 24h	18 kg	20 kg	20 kg	16 kg
Climate rating ²	SN-ST	SN-ST	SN-T	SN-T
Voltage/Connection rating	220-240 V / 1.7 A	220-240 V / 2.0 A	220-240 V / 2.0 A	220-240 V / 1.7 A
Fridge compartment				
Defrosting	Automatic	Automatic	Automatic	Automatic
Interior light	LED light column	LED	LED	LED
BioFresh-Safes	3	2		
BioFresh lighting	LED			
Bottle shelf	integrated, for variable use	integr., for var. use / Bottle rack		Bottle rack
Door interior	GlassLine	GlassLine	GlassLine	GlassLine
Freezer compartment				
Defrosting	Automatic	Automatic	Automatic	Manual
Cold storage accumulators	2	4	4	2
Freezer tray		•	•	•
IceMaker ³	fixed water connection	fixed water connection	fixed water connection	
Ice cube capacity in 24 h	0.8 kg	0.8 kg	0.8 kg	
Ice cube stock	1.5 kg	1 kg	1 kg	
FrostSafe	•	•	•	•
FrostControl	•	•	•	•
Type of appliance				
Door assembly	Door on door	Door on door	Door on door	Door on door
Dimensions in cm (h/w/d) per appliance				
Height	177.2 - 178.8 cm	177.2 - 178.8 cm	177.2 - 178.8 cm	139.7 - 141.3 cm
Width/Depth incl. distance from wall	56-57 / at least 55	56-57 / at least 55	56-57 / at least 55	56-57 / at least 55
Features				
SoftSystem	•	•	•	•

Side-by-side fridge-freezers

Door assembly

Net capacity Fridge compartment
Freezer compartment

Energy efficiency class (kWh in 365 days)

Climate rating

Aperture dimensions in cm (h/w/d) per appliance

Separately adjustable cooling circuits

SBS 4712 Premium 140

Door on door

259 litre

186 litre

<A>/A⁺ (398.2 kWh)

SN-T

139.7-141.3 / 56-57 / at least 55

2

1) **** = freezer compartment with -18 °C or colder 2) Climate Ratings: SN +10 °C to +32 °C, N +16 °C to +32 °C, ST +16 °C to +38 °C, T +16 °C to +43 °C 3) IceMaker – automatic ice-cube maker (can be switched off) with fixed water connection and solenoid valve (needs to be plumbed in)

KIUe 1350

Fridge compartment

- Pull-out compartment fridge with drawer for drinks, fruit vegetables
- GlassLine storage shelves

Features

- Ventilation and air extraction through the plinth, so no ventilation grill necessary in the work surface
- Variable plinth: height and depth can be adapted to other kitchen units
- Four height-adjustable feet (0-50 mm)

KIUe 1350 is suitable for Side-by-Side installation in conjunction with the GIU 1313 under-worktop freezer for integrated use beneath a 900 mm high worktop (fridge must be on the left).

KIU models

Fridge compartment

- GlassLine storage shelves - 1 sectioned, with slide under half shelf option
- GlassLine storage racks with dividers
- Butter and cheese compartment with egg tray

Features

- Reversible doors
- 4 height-adjustable feet (0-50 mm)
- Ventilation and air extraction through the plinth, so no ventilation grill necessary in the work surface
- Variable plinth: height and depth can be adapted to other kitchen units
- Door opens up to 115°



Illustration: KIU 1444



and drawer.

Attractive and practical.

The food inside your fridge is easy to see and access with the practical pullout shelves



Front ventilation.

Air flow on Liebherr undercounter appliances enters and exits at the front of the appliance. At plinth level or top edge of the appliance dependent on model. The advantage is no ventilation grill is required in the worktop.



KIU 1640 is suitable for Side-by-Side installation in conjunction with the GIU 1313 under-worktop freezer for integrated use (fridge must be on the left).



Build under fridges	KIUe 1350 Premium 87-92	KIU 1640 Premium 82-87	KIU 1444 Premium 82-87
Door assembly	pull-out drawer	Door on door	Door on door
Net capacity Fridge compartment	112 litre	151 litre	111 litre
Freezer compartment			17 litre
Energy efficiency class (kWh in 365 days)	◁A (146 kWh)	◁A (153.3 kWh)	◁A (226.3 kWh)
Climate rating	SN-T	SN-T	N-ST
Aperture dimensions in cm (h/w/d)	87-92 / 60 / at least 55.3	82-87 / 60 / at least 55.3	82-87 / 60 / at least 55.3

Fridge compartment

- GlassLine storage shelves - 1 sectioned, with slide under half shelf option
- GlassLine storage racks with dividers
- Butter and cheese compartment with egg tray

Features

- Reversible doors
- 4 height-adjustable feet (0-50 mm)
- Ventilation and air extraction through the plinth, so no ventilation grill necessary in the work surface
- Variable plinth: height and depth can be adapted to other kitchen units
- Height-adjustable feet at the front



The exquisite **GlassLine equipment** puts the finishing touches to the high quality and overall impression of the stylish interior. The shelves and the storage racks in the inner door are made of glass with stainless steel trims. One glass shelf is sectioned so one half can slide underneath the other making it even more versatile. Two easily attachable plastic components mean it can now be inserted at different heights, as required.



KUw 1740 is suitable for Side-by-Side installation in conjunction with the GUw 1213 under-worktop freezer (fridge has to be on the left).



Build under fridges

Door assembly
Net capacity Fridge compartment
Freezer compartment
Energy efficiency class (kWh in 365 days)
Climate rating
Aperture dimensions in cm (h/w/d)

KUw 1544 Premium



with décor panel

flush
127 litre
16 litre
<A> (233.6 kWh)
N
82 / 60 / at least 57

KUw 1740 Premium



with décor panel

flush
165 litre
<A> (153.3 kWh)
SN
82 / 60 / at least 57

Type/model numbers	KIUe 1350 Premium	KIU 1640 Premium	KIU 1444 Premium	KUw 1544 Premium	KUw 1740 Premium
Model classification ¹	1	1	7	7	1
Energy efficiency class	<A>	<A>	<A>	<A>	<A>
Energy consumption in 365 days	146 kWh	153.3 kWh	226.3 kWh	233.6 kWh	153.3 kWh
Net capacity total	112 litre	151 litre	128 litre	143 litre	165 litre
Fridge compartment	112 litre	151 litre	111 litre	127 litre	165 litre
Freezer compartment			17 litre	16 litre	
Star coding ²			★★★★	★★★★	
Storage time during malfunctions			10 h	10 h	
Freezing capacity in 24h			2 kg	2 kg	
Climate rating ³	SN-T	SN-T	N-ST	N	SN
Voltage/Connection rating	220-240 V / 0.8 A	220-240 V / 0.8 A	220-240 V / 0.8 A	220-240 V / 0.8 A	220-240 V / 0.8 A
Fridge compartment					
Defrosting	Automatic	Automatic	Automatic	Automatic	Automatic
Interior light	light bulb	light bulb	light bulb	light bulb	light bulb
Fruit and vegetable bins	1	2	2	2	2
Door interior		GlassLine	GlassLine	GlassLine	GlassLine
Freezer compartment					
Defrosting ★★★★★-compartment			Manual	Manual	
Type of appliance					
Built-in-/under-worktop appliance	- / integrated	- / integrated	- / integrated	- / décor panel	- / décor panel
Door assembly	pull-out drawer	Door on door	Door on door	flush	flush
Dimensions					
Height	87 - 92 cm	82 - 87 cm	82 - 87 cm	82 - 82 cm	82 - 82 cm
Width/Depth incl. distance from wall	60 / at least 55.3	60 / at least 55.3	60 / at least 55.3	60 / at least 57	60 / at least 57

1) Model classification 1: Fridges
7: Fridges (4-star freezer compartment)

2) ★★★★★ = freezer compartment with -18 °C or colder

3) Climate Ratings: SN +10 °C to +32 °C
N +16 °C to +32 °C
ST +16 °C to +38 °C
T +16 °C to +43 °C

Low energy Built-in freezers



A special feature in the freezers of the Premium range is the clearly laid out, precision control system with **MagicEye**. This ensures accurate temperature control. Clearly arranged function buttons make the appliance simple and convenient to operate. The automatic SuperFrost function freezes food rapidly while preserving the vitamins.



The NoFrost appliances

For safe, easy long term freshness the superb NoFrost appliances from Liebherr offer professional refrigeration performance. The food is deep frozen with chilled forced air and any moisture that is generated is quickly expelled. In this way the freezer compartment always remains ice free and the food never becomes covered in ice. NoFrost convenience makes defrosting a thing of the past.



SmartFrost system.

The inside walls are especially smooth and easy to clean. The attractive intervening shelves made of glass and the transparent drawers are removable.



The **SoftSystem** ensures that the door closes gently even when fully loaded. The door closes automatically from an opening angle of approximately 30°.



VarioSpace

Freezer drawers and glass shelves can be removed. VarioSpace - the practical storage solutions for larger produce.



All **transparent drawers** are extra deep. They are designed so that all frozen foods, from a duck to a boxed pizza, will fit conveniently and neatly, and are easy to remove. Every drawer can be used for both freezing and storage, so there's no need to repack the food once it has been frozen.

Premium models

Electronic control system

- MagicEye with digital temperature display
- Quantity controlled automatic SuperFrost
- Control lamp for mains, alarm and SuperFrost
- Audible and visual temperature alarm
- Audible door alarm

Freezer compartment

- Automatic defrosting with IGN 2566
- Easy defrosting with smooth and easy to clean interior with SmartFrost models
- FrostSafe system with completely enclosed drawers
- VarioSpace with removable drawers and intervening glass shelves

Comfort model

Electronic control system

- MagicEye with LED temperature display
- Time controlled automatic SuperFrost
- Control lamp for mains, alarm and SuperFrost
- Audible and visual temperature alarm

Freezer compartment

- Easy defrosting with smooth and easy to clean interior
- FrostSafe system with completely enclosed drawers
- VarioSpace with removable drawers and intervening glass shelves



The **IceMaker** provides you with a constant supply of ice cubes for every occasion. Whether you fancy a cold drink or you're having a big party, the IceMaker automatically keeps your supplies topped up.



Freezer drawers and glass shelves can be removed. VarioSpace - the practical storage solutions for larger produce.



All **transparent drawers** are extra deep. They are designed so that all frozen foods, from a duck to a boxed pizza, will fit conveniently and neatly, and are easy to remove. Every drawer can be used for both freezing and storage, so there's no need to repack the food once it has been frozen.



Freezers	IGN 2566 Premium 178	IG 1956 Premium 140	IG 1156 Premium 88	IG 956 Premium 72	EG 1113 Comfort 88
					with décor panel
Door assembly	Door on door	Door on door	Door on door	Door on door	flush
Net capacity	206 litre	186 litre	104 litre	77 litre	104 litre
Energy efficiency class (kWh in 365 days)	<A+ (302.9 kWh)	<A+ (259.2 kWh)	<A+ (204.4 kWh)	<A+ (186.2 kWh)	<A+ (204.4 kWh)
Climate rating	SN-T	SN-T	SN-T	SN-T	SN-T
Aperture dimensions in cm (h/w/d)	177.2-178.8 / 56-57 / at least 55	139.7-141.3 / 56-57 / at least 55	87.4-89 / 56-57 / at least 55	71.4-73 / 56-57 / at least 55	87.4-88 / 56-57 / at least 55



GIU 1313 is suitable for Side-by-Side installation with the KIU 1640 fridge or KIU 1444 fridge with ******** ice box (freezer must be on the right).



Front ventilation.
Air flow on Liebherr undercounter appliances enters and exits at the front of the appliance. At plinth level or top edge of the appliance dependent on model. The advantage is no ventilation grill is required in the worktop.



Thanks to **SmartFrost** the inside walls of the freezer compartment are easy to clean. The drawers and glass shelves are fully removable, giving you free use of the entire interior, for even the largest of frozen produce.

Electronic control system

- Time controlled automatic SuperFrost
- Control lamp for mains, alarm and SuperFrost
- Audible and visual temperature alarm

SmartFrost freezer compartment

- Easy defrosting with smooth and easy to clean interior
- FrostSafe system with completely enclosed drawers
- VarioSpace with removable drawers and intervening glass shelves

Features

- Reversible doors
- Ventilation and air extraction through the plinth, so no ventilation grill necessary in the work surface
- Variable plinth: height and depth can be adapted to other kitchen units
- Door opens up to 115°



Built under freezer

Door assembly	Door on door
Net capacity	114 litre
Energy efficiency class (kWh in 365 days)	<A> (220 kWh)
Climate rating	SN-T
Aperture dimensions in cm (h/w/d)	82-87 / 60 / at least 55.3

GIU 1313 Premium **82-87**

Door assembly	Door on door
Net capacity	114 litre
Energy efficiency class (kWh in 365 days)	<A> (220 kWh)
Climate rating	SN-T
Aperture dimensions in cm (h/w/d)	82-87 / 60 / at least 55.3



Type/model numbers	IGN 2566 Premium	IG 1956 Premium	IG 1156 Premium	IG 956 Premium	EG 1113 Comfort	GIU 1313 Premium
Model classification ¹	8	8	8	8	8	8
Energy efficiency class	<A>	<A>	<A>	<A>	<A>	<A>
Energy consumption in 365 days	302.9 kWh	259.2 kWh	204.4 kWh	186.2 kWh	204.4 kWh	220 kWh
Net capacity total	206 litre	186 litre	104 litre	77 litre	104 litre	114 litre
Star coding ²	****	****	****	****	****	****
Storage time during malfunctions	34 h	32 h	32 h	32 h	32 h	21 h
Freezing capacity in 24h	18 kg	16 kg	12 kg	11 kg	12 kg	15 kg
Climate rating ³	SN-T	SN-T	SN-T	SN-T	SN-T	SN-T
Voltage/Connection rating	220-240 V / 0.9 A	220-240 V / 0.9 A	220-240 V / 0.9 A	220-240 V / 0.9 A	220-240 V / 0.9 A	220-240 V / 0.9 A
Freezer compartment						
NoFrost/SmartFrost	NoFrost	SmartFrost	SmartFrost	SmartFrost	SmartFrost	SmartFrost
Defrosting	Automatic	Manual	Manual	Manual	Manual	Manual
VarioSpace	•	•	•	•	•	•
Cold storage accumulators	2	2	2	2	2	
Freezer tray	•	•	•	•	•	
IceMaker ⁴	fixed water connection					
Ice cube capacity in 24 h	0.8 kg					
Ice cube stock	1.5 kg					
Type of appliance						
Built-in-/under-worktop appliance	integrated / -	integrated / -	integrated / -	integrated / -	décor panel / -	- / integrated
Door assembly	Door on door	Door on door	Door on door	Door on door	flush	Door on door
Dimensions						
Height	177.2 - 178.8 cm	139.7 - 141.3 cm	87.4 - 89 cm	71.4 - 73 cm	87.4 - 88 cm	82 - 87 cm
Width/Depth incl. distance from wall	56-57 / at least 55	56-57 / at least 55	56-57 / at least 55	56-57 / at least 55	56-57 / at least 55	60 / mind. 55.3
Features						
Temperature alarm	visual and audible	visual and audible	visual and audible	visual and audible	visual and audible	visual and audible
SoftSystem	•	•	•	•		
FrostSafe	•	•	•	•	•	•
FrostControl	•	•	•	•		

1) Model classification **8**: Freezers

2) ******** = freezer compartment with -18 °C or colder

3) Climate Ratings: **SN** +10 °C to +32 °C
N +16 °C to +32 °C
ST +16 °C to +38 °C
T +16 °C to +43 °C

4) IceMaker – automatic ice-cube maker (can be switched off) with fixed water connection and solenoid valve (needs to be plumbed in)



Built-in wine cabinets

It is only under perfect conditions that a good wine can develop into a really excellent vintage and maintain its long term value. Wine storage and multi-temperature wine cabinets from Liebherr are the ideal answer. Incorporating the latest climate technology, they provide the ideal conditions for wines to mature in peace and reach their peak of flavour. Featuring a state of the art electronic control system, special compressors and a host of helpful features, such as the activated carbon filter and the specially designed doors with UV protection, these appliances are tailored for storing wine perfectly.



The Vinidor range

The Vinidor range combines the advantages of wine storage cabinets and multi-temperature wine cabinets to perfection in one appliance. This range offers two wine zones in which the temperature can be individually set to exactly the degree required. This means that, for instance, red and white wine can be kept at their ideal serving temperatures in the same appliance. These cabinets also provide the ideal conditions for long term storage of large quantities.

5 to 20 °C

5 to 20 °C



Wine storage cabinets

Wine storage cabinets are the ideal choice for storing larger wine collections over the long term. However, these appliances are also ideally suited for keeping larger quantities at drinking temperature. The selected temperature is maintained at a uniform, constant level throughout the interior of wine storage cabinets.

5 to 20 °C

Electronic control system


- Electronic control system in insulation panel
- Electronic temperature control, separately adjustable ranges, each between +5°C and +20°C
- Digital temperature display for upper and lower temperature range

Interior

- 2 separately adjustable temperature ranges
- WTEes: 6 storage shelves, 4 of which are wooden pull-out grid shelves
- WTUes: 5 storage shelves, 3 of which are wooden pull-out shelves, of which 2 are foldable
- LED interior light can be dimmed or permanently switched on or off

Features

- Reversible doors
- Elegant stainless steel handle
- WTEes 2053 with tinted glazed door, stainless steel frame and stainless steel handle
- WTUes can be fitted under worktop; height of plinth can be adjusted by 50 mm with adjustable feet; ventilation and air extraction through the plinth, so no ventilation grill necessary in the work surface



The Vinidor appliances feature an innovative LED lighting concept. There is LED lighting in each temperature zone, integrated in the ceiling and in the insulation plates. This advanced technology ensures uniform illumination throughout the interior. Since any heat generated by the LEDs is minimal, wines can be presented, bathed in light, for a longer time period.



Built-in wine cabinets

WTEes 2053 Vinidor 122
Soft System

WTUes 1653 Vinidor 82-87

Door assembly / material
Net capacity
Energy consumption (in 365 days)
Temperature zones
Temperature range
Max. No. of DIN norm bordeaux bottles 0.75 Ltr
Climate rating
Aperture dimensions in cm (h/w/d)

glass door
187 litre
150 kWh
2
+5°C to +20°C
64
SN-ST
122.1-122.5 / 56-57 / at least 55

flush
126 litre
220 kWh
2
+5°C to +20°C
38
SN-ST
82-87 / 60 / at least 55

Electronic control system

- Electronic temperature control, one temperature range adjustable between +5°C and +20°C
- Digital temperature display

Interior

- 2 separately adjustable temperature ranges
- 4 storage shelves, 3 of which are wooden pull-out grid shelves with front wooden panel

Features

- Reversible doors
- Elegant stainless steel handle
- Tinted glazed door with stainless steel frame
- Can be fitted under worktop; height of plinth can be adjusted by 50 mm with adjustable feet; ventilation and air extraction through the plinth, so no ventilation grill necessary in the work surface



Accurately maintaining the right temperature is vital for wine to reach optimum maturity. The precision electronic Touch control system allows the temperature to be regulated to exactly the degree wanted ranging between 5°C and 20°C. All the functions can be simply and conveniently operated at the touch of a finger on the **electronic Touch panel**. The temperature is indicated in the control display.



The wooden pull-out shelves provide a overview and convenient access to the bottles. The handmade shelves crafted from untreated wood are ideal for storing bottles of Bordeaux safely.



Built-in wine cabinets

WKUes 1753 GrandCru 82-87

WKEes 553 GrandCru 45

Door assembly / material
Net capacity
Energy consumption (in 365 days)
Temperature zones
Temperature range
Max. No. of DIN norm bordeaux bottles 0.75 Ltr
Climate rating
Aperture dimensions in cm (h/w/d)

flush
133 litre
182 kWh
1
+5°C to +20°C
59
SN-ST
82-87 / 60 / at least 58

glass door
47 litre
109 kWh
1
+5°C to +20°C
18
SN
45 / 56 / at least 55



Built-in wine cabinets



Type/model numbers	WTEs 2053 Vinidor	WTUs 1653 Vinidor	WKUs 1753 GrandCru	WKEs 553 GrandCru
Energy consumption in 365 days	150 kWh	220 kWh	182 kWh	109 kWh
Net capacity	187 litre	126 litre	133 litre	47 litre
Max. No. of DIN norm bordeaux bottles 0.75 Ltr	64	38	59	18
Climate rating ¹	SN-ST	SN-ST	SN-ST	SN
Voltage	220-240 V	220-240 V	220-240 V	220-240 V
Connection rating	0.8 A	0.9 A	1.0 A	1.0 A
wine storage compartment				
Temperature zones	2	2	1	1
Temperature range	+5°C to +20°C	+5°C to +20°C	+5°C to +20°C	+5°C to +20°C
Separately adjustable cooling circuits	2	2	1	1
Door	tinted glazed door	tinted glazed door	tinted glazed door	tinted glazed door
Interior light	•	•	•	•
Type of control	electronic	electronic	electronic	electronic
Temperature display	internal digital	internal digital	internal digital	internal digital
Child proof function	•	•	•	•
Malfunction: Warning signal	visual and audible	visual and audible	visual and audible	visual and audible
Door open: warning signal	audible	audible	audible	audible
Type of appliance				
Built-in-/under-worktop appliance	Built-in appliance	Under-worktop appliance	Under-worktop appliance	Built-in appliance
Door assembly	flush	flush	flush	
Dimensions				
Height	122.1 - 122.5 cm	82 - 87 cm	82 - 87 cm	45 - 45 cm
Width/Depth incl. distance from wall	56-57 / at least 55	60 / at least 58	60 / at least 58	56 / at least 55
Features				
Shelf material	wooden shelf	wooden shelf	grid shelves plastic-coated	wooden shelf
Storage shelves	6	5	4	3
Wooden pull-out shelves on telescopic rails	4	3	3	2
Activated charcoal filter	•	•	•	•
Lock		•	•	
SoftSystem	•			

1) Climate Ratings: **SN** +10 °C to +32 °C
N +16 °C to +32 °C
ST +16 °C to +38 °C
T +16 °C to +43 °C