



Price List No. 8 - 2009  
Sanitaryware, Bathroom Furniture and Wellness  
Export

*My House of Villeroy & Boch*

  
**Villeroy & Boch**  
1748

# Ceramic Colours

## Basic colours



01 white alpin  
R1 white alpin ceramicplus\*



09 pergamon  
R3 pergamon ceramicplus\*



R2 star white ceramicplus



R4 beige ceramicplus



R5 manhattan ceramicplus

\* Ceramic colours in  : Surcharge € 63,00 per item

## Matt colours

## Décor



S3 edelweiss  
ceramicplus



U9 grey stone  
ceramicplus



U7 white alpin New Glory  
ceramicplus



MD white alpin New Glory  
PLATINUM ceramicplus



U8 star white Art Déco  
ceramicplus

## Colorline



S0 glossy black  
ceramicplus



T4 star white ShinySun  
ceramicplus



T5 star white ShinySky  
ceramicplus



T6 star white ShinySpring  
ceramicplus



T7 star white ShinyIce  
ceramicplus



T8 star white ShinyPearl  
ceramicplus



T9 star white ShinySpace  
ceramicplus



## Metal part finishes



61 chrome



66 noble brass

# Furniture Colours

 Front colour

 Body colour

 Accentuating colour

## Nagano




D9 Oak, stained wengé

## Pure Basic




C9 Oak, stained dark

## Memento




CT Amazakue



EM Glass black

## Edition Loop



DL Maple



DM Glass matt

## Bellevue



Linea

## Aveo



BI Walnut



BJ Bamboo

## Pure Stone



Walnut matt



Oak matt

## Hommage



Maple, stained walnut

## Century




Beech, stained cherry

## Sentique



DH Glossy White



DK Glossy red




DN Pearlwood

## Lifetime



EA White velvet look



EB Red velvet look



A White



H Acacia



D Walnut

# Furniture Colours

F Front colour

B Body colour


A Accentuating colour

## Sunberry



A

AG Basic white



A

CS Oak natural

## Oblic



B  
F

L9 Matt stainless steel



B  
F

N2 Powder-coated metal

## Central Line




B

AG Basic white




F

BL Cherry




F

BM White



B

BT Cherry



B  
F

ED Macassar

## Central Line Fashion



B  
F

DH Glossy White



B  
F

EC Glossy Walnut



B  
F

EL Glossy Black

## City Life



B  
F

BI Walnut



B  
F

EE Okuree

## Gejo



B  
F


AE Alder



F

AF Mediterran

## Shape




B  
F

ED Macassar




B  
F

EH Merano



F

EJ Arabesque



B  
F


EK Crème

## Viva Classic



F

AA Walnut burlwood



F

AB Art Deco

## Viva Elegance



B  
F

AD Maple

# Index

	<b>Collection Liaison</b>	Page	1
	<b>Collection Metric Art</b>	Page	2
	<b>Collection Nagano</b>	Pages	3 - 5
	<b>Collection Pure Basic</b>	Pages	6 - 12
	<b>Collection Memento</b>	Pages	13 - 26
	<b>Furniture programme Loop</b>	Pages	27 - 29
	<b>Editionals</b>	Pages	30 - 31
	<b>Collection Amadea</b>	Pages	32 - 35
	<b>Collection Bellevue</b>	Pages	36 - 46
	<b>Collection Aveo</b>	Pages	47 - 53
	<b>Collection Pure Stone</b>	Pages	54 - 61
	<b>Collection Hommage</b>	Pages	62 - 68
	<b>Collection Century</b>	Pages	69 - 75
	<b>Collection Magnum</b>	Pages	76 - 79
	<b>Collection Grangracia</b>	Pages	80 - 81
<b>EXPRESS</b> * DELIVERY	* These products are always in stock	<b>Collection Sentique</b>	Pages 82 - 95
		<b>Collection Lifetime</b>	Pages 96 - 103
		<b>Collection Arriba</b>	Pages 104 - 108
		<b>Collection Subway</b>	Pages 109 - 121
		<b>Collection Sunberry</b>	Pages 122 - 130
		<b>Collection Oblic</b>	Pages 131 - 134
		<b>Collection Amica</b>	Pages 135 - 136
		<b>Models Loop &amp; Friends</b>	Pages 137 - 152
		<b>Magic Basin</b>	Page 153
		<b>Collection Omnia <i>architectura</i> / Omnia <i>classic</i> / Omnia <i>pro</i></b>	Pages 154 - 185
	<b>Surface-mounted- / Built-in- / Hand- / Vanity- / Undercounter- / Semi recessed washbasins</b>	Pages	186 - 220
	<b>WC-seats and covers (discontinued Collections)</b>	Page	221
<b>EXPRESS</b> * DELIVERY	* These products are always in stock	<b>Furniture programmes</b>	Pages 222 - 306

## **Introduction**

Price list no. 8 replaces all earlier price lists. It applies to all deliveries as of January 1, 2009.

All offers, sales and deliveries of sanitary ceramics as well as accessories are subject to our "General Sales and Delivery Conditions"

Shades and dimensions subject to the usual tolerances. We reserve the right to make technical modifications to the range and alter colours.

This document may only be reproduced or copied in full or in part in any form with the producer's permission.

### **Sanitary ceramics:**

The ceramic materials used by Villeroy & Boch are very robust. They are capable of withstanding all temperature strain caused by hot or cold water or steam.

The glazed surfaces of Villeroy & Boch's sanitary ceramics are scratch-resistant and able to withstand all soap-water solutions and acids generally arising in the sanitary area. This does not include hydrofluoric acid or compounds. Nor is the surface affected by organic solvents and intensive agents.

Presentation of tap hole and overflow optimised by symbols which are explained below.

**The prices of all washbasin models and bidets only cover the ceramics.**

**The tap fittings and soap dispensers shown are not included in these prices.**

### **Furniture:**

Real wood veneers and solid wood are used predominantly for our furniture programmes. Colour variations may occur as a result of the natural materials involved.

The bathroom furniture programmes from Villeroy & Boch feature high-quality materials and workmanship.

When treated correctly in accordance with our care instructions which are enclosed with every item of furniture, your bathroom furniture will provide you with lasting pleasure.

**EXPRESS**  
\* DELIVERY

















\* These products are always in stock

**The prices of furniture / furniture elements do not include the ceramics.**

**Further technical information is to be found in our technical catalogue or at [www.villeroy-boch.com](http://www.villeroy-boch.com)**

---

## **Key to symbols**

	suitable for 3-hole tap fittings, central tap hole punched out
	suitable for two 3-hole tap fittings, central tap holes punched out
	suitable for 3-hole tap fittings, 3 tap holes punched out
	suitable for 3-hole tap fittings, 3 pre-punched tap holes
	suitable for 2-hole tap fittings, tap hole on left punched out, tap hole on right pre-punched
	suitable for 1-hole tap fittings, tap hole punched out
	suitable for two 1-hole tap fittings, tap holes punched out
	suitable for 1-hole tap fittings, pre-punched tap hole
	suitable for 3-hole single lever mixer, 3 tap holes punched out
	suitable for 2-hole single lever mixer, central tap hole and tap hole on right punched out
	for wall-mounted washbasin mixer, without tap hole
	without tap hole
	with overflow
	with concealed overflow
	without overflow / unclosable outlet valve must be used with models without overflow
	also available without overflow



## Cleaning is child's play

Great features perfectly combined – **ceramicplus** is a particularly easy-care and dirt-repellent surface. A special finishing process ensures that water immediately forms droplets that simply flow off the surface, taking the dissolved dirt and limescale with them. The ceramic becomes less dirty and is easier to clean. Features that make you and your ceramic look good. Studies conducted by the wfk-Forschungsinstitut für Reinigungstechnologie (wfk-Cleaning Technology Research Institute) confirm the effectiveness of **ceramicplus**.

## What are the advantages of **ceramicplus**?

**ceramicplus** is kind to the environment and kind to your wallet. It offers optimum hygiene without the need for unhealthy, aggressive bathroom cleaning agents. Even dried limescale is easier to remove.

You need:


- only about 10% of the previous cleaning time\*
- only about 10% of the previous cleaning agent\*
- only about 10% of the previous water consumption\*\*

**ceramicplus**. First-class brand quality, exclusively from Villeroy & Boch.


\* When removing limescale, compared with standard ceramics.

\*\* When rinsing away dirty water, compared with standard ceramics.



Model and Colour Suvey	Ceramic colours																			Metal part finishes			
	white (alpin)	white (alpin) ceramicplus	pergamon	pergamon ceramicplus	star white ceramicplus	beige ceramicplus	manhattan ceramicplus	edelweiss ceramicplus	glossy black ceramicplus	star white ShinySun ceramicplus	star white ShinySky ceramicplus	star white ShinySpring ceramicplus	star white ShinyIce ceramicplus	star white ShinyPearl ceramicplus	star white ShinySpace ceramicplus	white (alpin) New Glory ceramicplus	white (alpin) New Glory PLATINUM ceramicplus	star white Art Déco ceramicplus	grey stone ceramicplus		chrome	noble brass	
Collections	01	R1	09	R3	R2	R4	R5	S3	S0	T4	T5	T6	T7	T8	T9	U7	MD	U8	U9				
Liaison	•																						
Metric Art		•			•																		
Nagano		•			•																		
Pure Basic	•	•			•																		
Memento	•	•			•				•								•	•					
Editionals		•			•																	•	
Amadea		•		•	•				•													•	•
Bellevue except a)		•			•				•													•	
a) Vanity washbasins 5168 10/A1/V1 Washbasins 5164 75/A7/V7, 65/A6/V6		•			•				•										•				
Aveo except b)		•			•																	•	
b) Siphonic urinal 7514 21		•			•				•													•	
Pure Stone		•			•				•												•	•	
Hommage		•		•	•																	•	•
Century	•	•	•	•	•																	•	•
Magnum	•	•	•	•	•		•	•														•	
Grangracia	•	•	•	•	•	•	•	•														•	
Sentique	•	•	•	•	•			•														•	
Lifetime	•	•	•	•	•																	•	
Arriba	•	•	•	•	•		•	•														•	
Subway	•	•	•	•	•		•	•														•	
Sunberry	•	•	•	•	•																	•	
Oblic	•	•	•	•	•																	•	
Loop & Friends built-in washbasins	•	•	•	•	•																		
Loop & Friends undercounter washbasins	•	•	•	•	•																		
Loop & Friends surface-mounted washbasins except c)	•	•	•	•	•					•	•	•	•	•	•								
c) Waschtische NewWave 5190 60 / 61	•	•	•	•	•																		
Loop vanity washbasins	•	•	•	•	•																		
Magic	•	•																				•	



Model and Colour Suvey	Ceramic colours																			Metal part finishes			
	white (alpin)	white (alpin) ceramicplus	pergamon	pergamon ceramicplus	star white ceramicplus	beige ceramicplus	manhattan ceramicplus	edelweiss ceramicplus	glossy black ceramicplus	star white ShinySun ceramicplus	star white ShinySky ceramicplus	star white ShinySpring ceramicplus	star white ShinyIce ceramicplus	star white ShinyPearl ceramicplus	star white ShinySpace ceramicplus	white (alpin) New Glory ceramicplus	white (alpin) New Glory PLATINUM ceramicplus	star white Art Déco ceramicplus	grey stone ceramicplus		chrome	noble brass	
Collections	01	R1	09	R3	R2	R4	R5	S3	S0	T4	T5	T6	T7	T8	T9	U7	MD	U8	U9		61	66	
Omnia <i>architectura</i>	•	•	•	•																	•		
Omnia <i>classic</i> except d)	•	•	•	•		•	•	•														•	
d) 8823 61 WC-seat & cover	•		•			•	•															•	
d) 8824 61 WC-seat & cover	•		•				•															•	
d) 8821 61 WC-seat & cover	•																					•	
d) 6209 - 6215 shower trays	•	•	•	•		•	•	•															
Omnia <i>compact</i>	•	•	•	•																		•	
Omnia <i>vita</i> except e)	•	•	•	•																		•	
e) 6209 - 6215 shower trays vita	•	•	•	•			•	•															
Omnia <i>pro</i> except f)	•	•	•	•																		•	
f) 7602 10 child's washdown WC	•	•																					
f) 8820 61 WC-seat & cover	•																					•	
f) 6820 00 washing trough	•	•																					
f) 6800 00 urinal partition wall	•	•	•	•		•	•	•															
<b>Vanity washbasins</b>																							
Solo	•	•																					
Variable	•	•	•	•																			
Velvet	•	•	•	•	•																		
Volano	•	•	•	•																			
<b>Buil-in washbasins</b>																							
Florine	•	•	•	•	•																		
<b>Undercounter washbasins</b>																							
Evana	•	•	•	•	•																		
<b>Surface-mounted washbasin</b>																							
Fontana	•	•																					

# Model and Colour Survey (availability guarantee)

## Discontinued ceramic colours



### Collections

	02	22	30	32	33	34	39	44	49	52	M5	P9	U2	U3	U4
Amadea	•														
Magnum	•	•	•	•	•	•	•	•	•	•	•	•			
Grangracia except a)	•	•	•	•		•		•	•	•					
a) 7335 50 / 7335 45 / 7335 36 handwashbasins	•	•	•	•	•	•	•	•	•	•					
Arriba			•				•		•	•					
Oblic															
Omnia <i>classic</i> except b)		•	•	•			•		•	•					
b) 6209 - 6215 shower trays	•		•	•	•	•	•	•	•	•					
Omnia <i>compact</i>		•	•	•			•		•	•					
Omnia <i>vita</i> except c)							•		•						
c) 6209 - 6215 shower trays vita			•	•			•		•	•					
Omnia <i>pro</i> except d)				•			•		•	•					
d) 6820 00 washing trough									•						
d) 6800 00 urinal partition wall			•	•			•			•					
<b>Vanity washbasins</b>															
Velvet	•	•	•	•	•	•	•	•	•	•					
Volano	•	•	•	•	•	•	•	•	•	•					
<b>Built-in washbasins</b>															
Florine	•	•	•	•	•	•	•	•	•	•					
Loop & Friends											•	•			
<b>Undercounter washbasins</b>															
Evana	•	•	•	•		•		•	•	•					
Loop & Friends											•	•			
<b>Surface-mounted washbasins</b>															
Loop & Friends											•	•			
Loop & Friends 7181 38											•	•	•	•	•

# Streaming of the range

## 1. General

➔ Termination of production. Delivery from available stocks only.

<i>Furniture programme</i>	<i>Article nro.</i>	<i>Models</i>
Capacity		Mirror programme complete
Sunny Side		Mirror programme complete

➔ Delivery from production until 30.06.2009. Thereafter from available stocks only.

<i>Furniture programme</i>	<i>Article nro.</i>	<i>Models</i>
Nagano		Furniture programme complete
Gejo		Furniture programme complete
Viva Elegance		Furniture programme complete

➔ Delivery from production until 31.12.2009. Thereafter from available stocks only.

<i>Collection</i>	<i>Article nro.</i>	<i>Models</i>
Editionals		Collection complete
Century	6653 N0 XX	Washdown WC PurAir, wall-mounted
Magnum	7631 N0 XX	Washdown WC PurAir, wall-mounted
Arriba	7468 00 XX	Bidet, floor-standing
	7603 N0 XX	Washdown WC PurAir, wall-mounted
	7611 N0 XX	Washdown WC PurAir close-coupled
Subway	6136 73 XX	Washbasin 700 x 550 mm, without tap hole, without overflow
	6136 68 XX	Washbasin 650 x 510 mm, without tap hole, without overflow
	6136 63 XX	Washbasin 600 x 470 mm, without tap hole, without overflow
	6136 58 XX	Washbasin 550 x 430 mm, without tap hole, without overflow
	6138 63 XX	Washbasin compact 600 x 380 mm, without tap hole, without overflow
	6138 58 XX	Washbasin compact 550 x 370 mm, without tap hole, without overflow
	7303 52 XX	Handwashbasin 550 x 250 mm, without tap hole, without overflow
	6609 N0 XX	Washdown WC PurAir close-coupled
Omnia classic	7622 N0 XX	Wash-out WC PurAir, wall-mounted
	7617 N0 XX	Washdown WC PurAir close-coupled
	6209 91 XX	Corner showertray vita 900 mm side length
	6215 81 XX	Shower tray vita 800 x 800 mm
Omnia pro	6120 12 XX	Double vanity washbasin 1250 x 485 mm
	6125 12 XX	Vanity washbasin 1250 x 485 mm
	6125 11 XX	Vanity washbasin 1100 x 485 mm
	6C59 N1 XX	Washdown WC PurAir close-coupled, vertical outlet
	6027 80 XX	Shower tray 800 x 800 mm, valve Ø 65 mm
	6028 80 XX	Duschwanne 800 x 800 mm, valve Ø 65 mm
Velvet	7191 1S XX	Double vanity washbasin 1300 x 550 mm with hole for soap dispenser
	7190 14 XX	Vanity washbasin 1450 x 500 mm
	7192 1S XX	Vanity washbasin 1000 x 545 mm with hole for soap dispenser
	7192 8S XX	Vanity washbasin 800 x 545 mm with hole for soap dispenser
Solo	7168 10 XX	Vanity washbasin 1000 x 550 mm

**General Sales and Delivery Conditions of Villeroy & Boch AG**  
**Bath and Wellness Division**  
**Rev. August, 1 2008**

**I. General**

1. These General Sales and Delivery Conditions shall apply to all offers, sales and deliveries of all branches of Villeroy & Boch AG.

The Purchase and Sales Conditions shall apply only in relation to merchants, legal persons of public law or special public assets.

2. Unless otherwise expressly agreed these conditions shall apply for the entire period of the business relationship without us having to expressly refer to such. Any other conditions, in particular purchase conditions of the Purchaser, shall not apply even if such are not expressly rejected in another form. These Purchase and Sales Conditions shall also apply if we deliver without reservation notwithstanding knowledge of conditions of the Purchaser at variance to our Sales and Delivery Conditions.

3. Any variation (amendment/ supplement) to these conditions shall be in writing.

4. Any supplementary oral agreements or assurances shall be ineffective unless confirmed by us in writing.

5. In accordance with § 26 Section 1 of the Law of Data Protection, we advise you that all customer and supplier-related data necessary for a quicker and rational processing of a contract will be collected, stored and processed by us electronically.

**II. Offers**

1. Our offers are, unless such are described to be binding, non-binding and do not oblige us to accept an order.

2. Upon confirmation of an order a contract is formed in terms of these Sales and Delivery Conditions.

3. If after the formation of a contract our Customer requires amendments or cancel the contract in whole or in part all costs and expenses incurred until such time as well as any other damage resulting (e.g. loss of profit) shall be borne by the Customer. Cancellation is possible only with our approval.

**III. Prices and Deliveries**

1. The prices shall be determined in accordance with the applicable price lists. All prices are exclusive of packing, transport, VAT (MwSt) or other official charges or duties.

2. The nature and extent of a delivery shall be determined in accordance with the mutual written declarations of the parties.

3. Deliveries shall be under the conditions set out in the order confirmation (invoices). Any FOB deliveries shall be

made only against an irrevocable, confirmed letter of credit.

4. Any goods ordered in error by the Customer as well as any over-ordering of goods or left-over stock shall not be returnable.

5. Delivery shall be ex works and FOB in relation to overseas countries.

6. Delivery dates shall be generally non-binding. Such shall only be binding if expressly confirmed in the order confirmation as being binding. The planned delivery dates shall be those in the order confirmation.

7. A delivery period shall commence with the date of the sending of the written order confirmation.

8. Compliance with the delivery period shall be subject to the completion of all necessary support on the part of the Purchaser as well as compliance with the agreed payment conditions and other duties of the Purchaser. In the event that these conditions are not fulfilled on time a reasonable extension of the delivery period shall automatically come into force.

9. A delivery deadline shall be met if the goods have left our works or notice has been given of the readiness for delivery by the time of the expiry of the delivery period.

10. The delivery period shall be extended by the period of any disruption and the resulting effects in the case of force majeure, operational disruptions for which we are not responsible, insufficient personnel, energy or raw materials as well as any further unforeseeable circumstances beyond our control and for which we are therefore not responsible.

11. In the event that the delivery period is exceeded by more than two months for any other reasons than those named in III No. 8 and in the event that as a result of written demand, the setting of a further reasonable notice period and the threat of cancellation we default, the Purchaser may after the unsuccessful expiry of the reasonable subsequent period withdraw from the contract to the exclusion of all other rights and claims. The claiming of any damages is excluded insofar as wilful acts or gross negligence are not present on our part.

12. Part deliveries are generally possible.

13. In the event that the delivery is delayed for circumstances for which the Purchaser is responsible, we may dispose of the goods after a reasonable period and supply the Purchaser after an extended period. The statutory provisions for the delay in acceptance shall not be affected hereby. Furthermore, the Purchaser shall compensate for all damage including transport costs. In such case we may either

prove our damage or, without any proof, demand a liquidated damages amount of 20 % of the net value of the delivery not accepted. The right to provide evidence of further damage is reserved.

**IV. Packing**

1. Unless otherwise specifically agreed packing shall take place at our discretion. It shall not be returned unless otherwise agreed with the Customer.

2. Transport packing (e.g. euro container, cartons or boxes) shall be invoiced to the Purchaser. In the case of the sending of re-usable containers a rent or circulation fee shall be invoiced. The re-usable containers shall be returned immediately to the pool via the return logistics. Any costs resulting from non-compliance with this duty shall be invoiced to the Customer. The returning of packing shall be in terms of and in accordance with the applicable statutory provisions.

3. Loading costs shall be borne by the Purchaser.

In case of loading by pool palletes we shall have a direct pallet exchange with the forwarder for loading on the street. If forwarders or vehicles of the Customer are used, the Purchaser shall ensure that the exchange palletes are undamaged. Any missing palletes shall be invoiced to the Purchaser.

**V. Transport**

1. Transport shall be at the risk of the Purchaser.

2. Risk shall transfer to the Purchaser at the latest with the dispatching of the respective delivery. In the event that the dispatch is delayed as a result of any circumstances for which the Purchaser is responsible the risk shall transfer to the Purchaser on the day the goods were ready for transport.

3. We shall not be liable for any damage to or loss of goods during transport insofar as such is not demonstrably the result of defective packing.

4. Any transport damage shall be reported immediately to the transport company for verification. The Purchaser shall obtain a confirmation as to the complaint. The record of negotiations intended for such cases shall be forwarded to us by no later than 8 days

**VI. Payment Conditions**

1. Invoices shall be paid immediately without any deductions. The time of payment shall be the day of the receipt of payment.

2. Failure to pay on time shall result in immediate default.

**General Sales and Delivery Conditions of Villeroy & Boch AG**  
**Bath and Wellness Division**  
**Rev. August, 1 2008**

3. In the event that our outstanding amount is not paid immediately and in full despite a demand for such or in the event that there is reasonable doubt as to the ability to pay or the willingness to pay on the part of the Customer, in particular in relation to objections on bills of exchange or by the failure of cheques or automatic payments to clear as well as by any other delays in payment, or in the event of other payment difficulties, or a substantial deterioration of the economic situation of the Purchaser, in particular in case of pending enforcement proceedings, unsuccessful attachment proceedings, the cessation of payments or pending court or out-of-court settlements, sequestration or insolvency proceedings or in the event of other pending liquidation we may terminate and claim all amounts owing from our business relationship as being due for immediate payment.
4. From the commencement of any default, default interest at the rate of 8 %, for end customers at the rate of 5 %, above the respective basis interest rate of the country in which the debtor maintains its seat of business or the respective basis interest rate of the currency of the invoicing shall be due. The right to make further claims for damages shall not be affected hereby.
5. In the case of payments with acceptance (period not exceeding 3 months), the acceptance of which (no later than 30 days after the date of invoice) is reserved by us on a case by case basis, the total discounting charges shall be borne by the Purchaser. Payments by bills of exchange or cheques shall be valid only after the payment as performance without us having any duty to present or protest in good time.
6. **Receipt of Payment**  
For all methods of payment the date of the receipt of payment shall be deemed to be on the day on which we have the amount at our disposal.
7. **Set-Off**  
The Purchaser may only set off against outstanding debts which are due, which are undisputed or legally determined with no right to appeal.

### ***VII. Retention of Title***

1. All deliveries shall be made subject to an extended retention of title. This shall also apply if individual or all outstanding amounts are included in one current invoice and the amount is determined and acknowledged.
2. The delivered goods remain our property until complete payment of all claims arising from the business relationship, regardless of the legal basis, including all supplementary claims (in case of payment by cheque or bill of exchange until the payment on such).

3. The Purchaser shall not pledge any goods subject to the retention of title nor make such subject to any lien. Our goods shall not be further processed by the Purchaser (e.g. decoration etc.) unless such is expressly permitted in writing to do so by the user in an individual case and the restrictions of the user are respected. In case of the further sale of goods subject to retention of title by the Purchaser to third parties in terms of the normal course of business, the Customer shall make its customer subject to similar limitations.
4. The Purchaser shall inform us immediately as to any access by third parties to the goods delivered by us subject to retention of title also in the case such access is about to occur. The Purchaser shall notify any third parties accessing the goods or wanting to access the goods that such are our property. Any costs resulting from intervention shall be borne by the Purchaser.
5. The Purchaser may dispose of the goods subject to retention of title in the normal course of business, but shall do so subject to retention of title. The Purchaser hereby assigns to us as a precautionary matter all claims which may be available to the Purchaser as a result of the further sale. The assignment is hereby accepted. The limit of coverage for the assigned claims shall be 110 % of the realisable value of the goods sold and delivered subject to retention of title. The Purchaser may collect any claims. This authorisation shall no longer be effective in the event of a default in payment by the Purchaser.
6. In the event of the goods being returned the Purchaser shall be liable for any deterioration. The expenses of returning the goods (transport costs, new packing etc.) shall be the actual costs or, at our choice, 25 % of the value of the goods.
7. The right of the Customer to collect shall be extinguished without any need for an express declaration on our part if the Customer stops payments. We shall make no use of our right to collect insofar as the Customer fulfils its duty of payment. In the event that the Customer is delayed in any payment to us we may take back the goods subject to retention of title and to this end access the premises of the Customer.
8. In the event that the realisable value of the securities exceeds the outstanding amounts due by more than 10 %, we shall, at the request of the Customer, release the excess amount of security.
9. We may at any time demand information from the Purchaser, provided that an outstanding claim to us still exists, as to which goods subject to retention of title are still in the Purchaser's possession, where such goods are located and which customers took the other goods delivered by us in terms of quantity, nature and number. We may further inspect any goods delivered subject to retention of

title at any time on site at the premises of the Purchaser and in the event of any threat to our rights, in particular in case of default in payment or unsuccessful attachment proceedings, forced administration, the commencement of settlement or insolvency procedures, take such goods into our possession, sell such or use such without affecting our other rights for compensation including the rights related to non-fulfilment and default.

10. The Purchaser shall insure the goods at its own expense against fire and theft and upon request provide evidence of the conclusion of the insurance policy.

### ***VIII. Product Quality***

1. Our products shall be delivered in a condition which is of the first class in accordance with our sorting guidelines. The normal commercial requirements in relation to a defect-free body, cleanliness and appearance of the surface may be made in relation to these goods. Production-related minor defects shall be permitted and shall not be subject to any warranty claim insofar as such does not affect the product as a whole and is reasonable for the Purchaser.
2. On the basis of the various materials and production procedures variations in colour may appear in a series to products with the same colour designation often depending on the lighting. Production-related variations in size, content, weight, tones and surface quality which are within the normal commercial range of toleration are not defects. There may be colour variations related to printing between the prospectus/catalogue illustration and the product.
3. Acidic and/or caustic cleaning agents and/or solvents may cause damage if used incorrectly.
4. Later changes in the surface (e.g. decoration and/or technical changes) to the goods delivered by us, are excluded by warranty. Such are otherwise only permissible in case of further sale by the Purchaser if such changes are agreed to by us previously in writing.
5. We reserve the right to make minor changes to the finishing, colour and form.
6. Goods in the second choice or other selections do not fulfil our sorting guidelines and do not comply with the normal requirements of design and quality.
7. Typical results of use (e.g. metal abrasion or scratching by abrasives) or deterioration in the surface quality are, at the current state of the art, unavoidable and shall not form the basis of any complaint.

**General Sales and Delivery Conditions of Villeroy & Boch AG**  
**Bath and Wellness Division**  
**Rev. August, 1 2008**

***IX. Warranty***

1. The goods shall be inspected immediately upon receipt. Any complaints in respect to detectible defects shall be made in writing within 14 days of receipt of the goods. The goods complained of shall be stored and handled correctly. Any return of goods shall take place only with our express agreement.
2. Complaints in relation to recognisable defects are permitted only before use, installation or processing.
3. In the event of any justified complaint we shall be obliged to, at our own discretion, either repair or make substitute delivery of defect-free goods in terms of the agreed quality. In the event that the duty to rectify the goods is not successful after two attempts the Purchaser may reduce the purchase price or at its discretion withdraw from the contract. This shall not apply in relation to any defect-free part deliveries already accepted.
4. In the case of an exchange of defective products or parts thereof, any exchanged parts shall immediately become our property.
5. Any pure optical defects shall result in a right to reduction of value only.
6. Any claim for damages regardless of the legal reason shall exist only in the event of wilful acts or gross negligence on our part. Claims for damages in accordance with the law as to liability for defective products (Product Liability Act), as well as the liability for injury to life, body and health and the liability for breach of substantial contractual duties shall not be affected hereby. The legal representatives and their agents shall be liable in relation to the Purchaser insofar as legal claims can be made against such, but also only in the event of wilful acts or gross negligence. Unaffected hereby shall be the liability for injury to life, body and health as well as the liability for the breach of substantial contractual duties.
7. The above limitation of liability shall also not apply if we have accepted a guarantee for the quality of the goods.

8. The precondition for substitute performance shall be proof of correct handling in accordance with our installation, operation and care instructions as well as proper processing.
9. We shall be granted, or an expert appointed by us shall be granted, the opportunity to inspect any damage in an unchanged form and a reasonable period shall be given to inspect the cause of such damage. Furthermore, we are entitled to inspect any damage at any time, together with third parties, for the purpose of determining the damage and any possible cause and, if necessary, to calculate the expense or to make suggestions as to repairs etc. In the event that such is refused by the Purchaser or the final user any liability for defects shall be extinguished.
10. The Purchaser has the right and duty for the purpose of avoiding greater damage to make all necessary measures to avoid or reduce the damage or to arrange for such to be done and to take all necessary care to maintain samples of the defective delivery.
11. The period of limitation for claims related to warranty for construction and products which in accordance with the normal method of use are used in relation to construction is 5 years from the date of delivery of the goods and for all other products 2 years. The above named time limits shall not apply if fraudulent intent exists.
12. Immediate/direct consequential damage (e.g. repair costs, reasonable installation and de-assembly costs) shall be reimbursed by us up to a maximum amount of EURO 150.000 for each case of damage. Any further claims for damages (e.g. for loss of profit, loss of use etc.) are excluded.
13. Excluded from the above limitations of liability are any claims related to injury to life, bodily injury or injury to health insofar as we are responsible for the breach of duty as well as any other damage resulting from grossly negligent breach of duty on our part. The above limitation of liability shall also not apply insofar as we deceitfully conceal any defect or provide a guarantee as to the

quality of the object. Our liability for claims under the Law of Product Liability shall be unlimited.

***X. Right of Retention***

The retention of goods by the Purchaser is excluded unless a legally-binding judgment or an undisputed counterclaim exists.

***XI. Proprietary Rights***

1. The majority of products distributed by us are protected by trademarks, registered design, utility models or patent rights.
2. The illustrations, reports and data published by us are in most cases protected by copyright. Any use not permitted by copyright law requires our prior permission. This shall apply in particular in relation to copying, processing, translation, storage of data, processing or the reproduction of pictures, product forms or other documents.

***XII. Part Validity***

In the event that one or more provisions of these conditions are void, ineffective or avoidable, the remaining provisions shall remain effective and binding.

***XIII. Place of Performance and Jurisdiction***

The place and performance and jurisdiction shall be the seat of the office of the company invoicing.

The Law of the Federal Republic of Germany shall apply with the exception of the laws related to the International Sale of Goods.

## Numerical index

Article no.	Page	Article no.	Page	Article no.	Page	Article no.	Page
5126	82, 204	5474	156	6181	147, 215	7142	80
5130	122	5475	96	6190	186	7148	47, 191
5131	122, 220	5476	156	6198	32, 191	7153	69
5133	13, 14, 15, 16	5564	31, 38	6209	175, 176	7154	104, 220
5135	16, 189	5573	160	6215	175, 176	7156	69
5140	141, 193	5574	160	6321	185	7166	104
5142	82, 83, 205, 206	5622	85	6322	185	7168	206
5143	83	5624	85	6327	185	7171	3
5145	143, 144, 195, 196	5625	85	6331	185	7172	163
5146	84, 220	5630	124, 125	6332	185	7173	69, 191
5147	207, 208	5631	125	6343	185	7180	137, 186
5152	211, 212	5632	126	6600	113	7181	137, 153, 187
5153	209	5664	37	6603	114	7184	47, 186
5155	142, 143, 194, 195	5665	38	6604	113	7185	32
5156	141, 142, 193, 194	5666	38	6607	114	7186	138, 139, 188
5157	210	5670	55	6609	115, 116	7187	138, 187
5158	211	5672	97	6610	117, 118	7190	212
5159	208, 209	5674	157	6612	48	7191	212
5161	149, 150, 217, 218	5675	158	6613	48	7192	212, 213
5162	148, 216	5676	158	6614	49	7201	32, 69, 203
5163	151, 219	5677	159	6619	136	7202	69
5164	36	5678	159	6623	168	7203	69, 197
5165	36, 191	5679	157	6653	70, 71	7206	76, 104
5168	36, 203	5682	157	6654	72	7207	104, 212, 213
5170	54	5722	85	6655	71	7208	104, 131, 197
5172	54, 190	5764	38	6661	63	7209	76
5174	96	5773	159	6662	64, 65	7210	76, 198
5175	154	5970	56	6663	63	7213	47, 197
5176	155, 220	5971	56	6664	131, 132	7215	32, 197
5177	155	5972	56	6665	30	7226	165, 199
5178	155	<b>6013</b>	119	6666	30	7231	62
5180	147, 215	6026	184	6669	170	7232	62
5182	145, 203	6027	184	6683	172	7233	62, 197
5190	137, 186	6028	184	6684	173	7238	135
5191	140, 192	6029	184	6685	136	7239	135
5192	146, 214	6030	184	6690	136	7240	135
5195	2, 204	6031	176	6691	135	7244	96, 111, 112, 123, 155, 156, 198, 201, 202
5196	1	6035	120	6692	172	7248	178
5222	84, 201	6036	119	6695	171	7249	178
5243	82, 83, 84, 201, 204, 205, 206	6108	213	6800	184	7250	109, 110, 111, 112, 122, 154, 155, 201, 206, 207
5244	2, 82, 83, 204, 205, 206, 207, 208, 209, 210, 211	6109	213	6820	185	7258	213
5260	36, 203	6116	109, 207	6821	185	7264	109, 110, 111, 122, 154, 155, 206, 207
5261	36, 203	6118	109, 206	6822	185	7272	163
5262	36, 197	6120	178, 204	6823	185	7280	80
5274	96	6125	178, 204	6853	73	7283	47
5275	96	6131	109, 206	6912	185	7284	32, 203
5282	145, 203	6136	110, 111	6922	185	7285	32
5322	84, 201	6138	111	6C59	180, 181	7287	162, 163, 164
5323	84, 201	6140	140, 192	<b>7101</b>	62	7289	162, 163, 164
5330	123, 202	6141	140, 192	7102	62, 191	7301	62, 197
5364	36, 197	6144	214	7104	131	7302	131, 198
5370	54, 201	6145	143, 195	7106	6	7303	112, 202
5373	156, 198, 199	6147	214	7112	6	7305	112, 201
5374	156, 199	6148	80, 191	7118	163	7306	112, 201
5375	96, 198	6149	80, 191	7119	164	7308	47, 197
5422	84	6155	142, 194	7122	162, 163	7309	112, 201
5423	84	6156	141, 193	7124	135	7313	6, 200
5430	123	6159	178	7126	164, 196	7314	7, 200
5431	123	6161	149, 217	7127	164, 219	7326	165, 199
5464	37	6162	148, 216	7128	164, 219	7327	165, 199
5465	37	6163	150, 218	7132	47	7328	165, 199
5470	55	6167	139, 188, 189	7133	76	7333	76, 198
5473	156	6169	111, 220	7139	135, 220		
		6180	146, 214	7140	32, 203		



## Numerical index

Article no.	Page	Article no.	Page	Article no.	Page	Article no.	Page
7335	80, 197	7687	80	8798	6, 7, 13, 14, 15, 16, 54, 55, 96, 110, 111, 122, 123, 131, 137, 138, 139, 140, 141, 142, 143, 144, 146, 147, 148, 149, 150, 151, 153, 186, 187, 188, 189, 190, 192, 193, 194, 195, 196, 198, 200, 201, 202, 214, 215, 216, 217, 218, 219	9582	61
7341	135, 197	7695	34	8801	221	9583	58, 59, 61
7350	69, 197	7711	108	8802	221	9584	58, 59, 61
7359	179, 200	7721	65	8807	221	9585	59, 61
7366	104, 197	7722	30	8809	63, 64, 65	9626	75
7385	32, 197	7723	116, 118, 126	8810	33, 34	9628	75
7400	112	7724	49	8818	221	9629	75
7406	112	7728	81	8820	181	9657	75
7410	113	7729	170	8821	171, 172, 173	9679	185
7411	47	7733	78	8822	80, 81	9683	185
7416	135	7738	81	8823	166, 167, 168, 169, 170, 171, 172, 173, 179, 180, 181	9704	227, 239
7417	80	7753	72	8824	166, 168, 169, 170, 171, 172, 173, 179, 181	9705	227, 239
7418	165	7792	136	8826	105, 106, 107, 108	9706	227, 239
7419	165	7794	168, 169, 172, 173, 181	8828	108	9707	227, 239
7421	48	7795	34	8829	132	9710	240
7431	76	7796	168, 170, 173	8830	221	9711	240, 250
7434	76	7805	80	8837	221	9712	225, 240, 250
7441	62	7810	80	8841	221	9713	240
7442	62	7818	165	8843	70, 71, 72	9714	240
7443	30	7833	76	8844	66, 73	9715	225, 240, 246, 250
7444	30	7853	69	8845	71, 72	9716	240, 250
7453	69	7866	104	8846	131, 132	9717	240
7457	69	7878	47, 51	8847	175	9719	227, 241
7464	135	7885	32	8879	30	9720	241
7466	104	7887	32	8963	28	9721	241, 250
7467	104	7A85	32	8964	68	9722	241, 245, 250
7468	104	7C96	33	8965	68	9723	241
7485	33	7D19	173, 181	8978	67	9724	241
7502	182	7E86	33	8979	67	9725	239
7503	182	8200	119, 120, 175, 176	8995	67	9726	225, 227, 241, 250
7504	182	8508	9, 10, 11	9218	54, 55, 119, 124, 190	9727	241, 250
7507	183	8521	9, 10, 11	9219	64, 70, 77, 105, 107, 115, 117, 124, 166, 167, 169, 180, 257	9729	225, 227, 241
7508	183	8522	9, 10, 11	9220	160	9732	239
7513	86, 118, 119, 126	8523	9, 11	9319	66, 73, 79, 86, 108, 118, 126, 160, 174, 175, 183	9735	239
7514	49, 56	8524	9, 10, 12	9326	31, 38, 49, 56, 66, 73, 79, 86, 108, 118, 126, 132, 160, 174, 175, 183	9736	239
7517	119	8536	134	9327	66, 73, 79, 86, 108, 118, 126, 160, 174, 175, 183	9740	9, 12
7526	174	8541	134	9426	185	9744	227, 238
7527	174	8543	134	9428	185	9745	227, 229, 248
7531	132	8545	225, 238, 246, 249, 305	9429	185	9746	207, 208, 209, 210, 211, 212
7533	79	8548	226, 227, 305	9448	181	9747	8, 11
7553	66, 73	8565	67	9449	181	9748	8, 11
7557	175	8643	35	9568	60	9749	7, 200
7566	108	8697	35	9571	58, 59, 60	9751	225, 226
7601	171	8701	30, 34, 38, 48, 49, 63, 64, 65, 71, 72, 78, 85, 106, 107, 108, 114, 115, 116, 117, 118, 125, 126, 136, 158, 159	9572	58, 59, 60	9786	303
7602	181	8710	164	9573	59, 60	9787	303
7603	105, 106	8711	30, 34, 38, 48, 49, 63, 64, 65, 71, 72, 78, 85, 106, 107, 108, 114, 115, 116, 117, 118, 125, 126, 136, 158, 159	9577	58, 59, 60	9790	82, 83, 204, 205, 206
7608	106	8718	176, 177	9578	58, 61	9798	229, 248
7610	106	8719	177	9579	59, 61	9799	238
7611	107, 108	8721	177	9580	61	9803	5
7615	179	8722	177	9581	58, 59, 61	9804	5
7617	169, 170	8723	177			9807	5
7618	168	8724	176			9808	5
7619	169	8725	176			9809	5
7622	167, 168	8727	32			9810	5
7631	77, 78	8728	177			9820	5
7641	78	8729	163			9853	135, 136
7644	78	8745	163			9854	50, 52
7646	181	8749	6, 10, 13, 14, 15, 16			9856	50, 51, 52, 53
7662	181	8797	134			9858	51, 52
7667	170					9859	50, 51, 53
7668	81					9861	50, 51, 53
7677	179					9864	228
7682	166					9865	228
7683	173						




# Numerical index

Article no.	Page	Article no.	Page	Article no.	Page	Article no.	Page
9866	228	<b>A000</b>	282, 283, 284, 286, 287, 288	A270	257	A527	271, 279
9867	228	A001	282, 283, 284, 286, 287, 288	A272	228, 247	A528	272, 279
9870	229, 248	A002	282, 284, 286, 288	A273	227, 228, 246, 247	A529	280
9871	225, 229, 246, 248	A003	282, 285, 287, 289	A274	228, 247	A530	270, 280
9872	229, 248	A004	259, 260, 261, 262	A275	226, 230, 249	A531	272, 280
9873	226, 230, 249	A005	260, 264	A276	230, 249	A532	271, 280
9875	230, 249	A006	259, 260, 261, 262, 263	A277	226, 230, 249	A533	271, 280
9885	225, 226, 227, 238	A007	263	A278	225, 230, 249	A534	271, 272, 280
9886	225, 238	A008	261, 265	A279	225, 230, 249	A536	273
9887	225, 226, 227, 238, 239	A128	253, 254	A280	229, 248	A537	273
98M1	55	A130	253, 254, 304	A281	229, 248	A538	271, 273
98M2	37, 38	A142	253, 255	A282	229, 248	A539	273
98M3	31, 38	A143	255	A284	229, 248	A540	274
98M4	37	A144	256	A285	229, 248	A541	274
98M8	85	A146	253, 257	A286	229, 248	A542	274
98M9	157, 158, 159	A220	42, 43, 44	A287	229, 248	A543	274
9922	66, 73	A221	41, 44	A288	228, 247	A544	276
9923	221	A222	43, 44	A289	228, 245, 247	A545	276
9926	63, 65	A223	42, 44	A290	228, 247	A546	275
9932	160, 174, 182, 183	A224	42, 43, 45	A291	228, 246, 247	A547	272, 275
9933	31, 38, 49, 56, 66, 73, 79, 86, 108, 118, 126, 132, 174, 175, 182, 183	A225	42, 46	A292	228, 247	A548	24
9934	221	A226	43, 45	A300	90, 93	A549	24
9950	77, 78	A227	43, 46	A301	90, 91, 93	A550	25
9951	79	A228	42, 43, 46	A302	20, 21, 25, 91, 93, 270, 292, 293	<b>B000</b>	100, 103, 262, 265, 271, 292, 293, 301
9953	30, 33, 37, 47, 48, 55, 62, 63, 69, 70, 71, 76, 77, 78, 80, 84, 85, 96, 97, 104, 105, 106, 112, 113, 114, 123, 124, 125, 131, 132, 135, 156, 157, 159, 165, 166, 167, 168, 170, 171, 172, 179, 181	A229	43, 45	A304	20, 21, 25	B001	257, 265, 280
9955	113, 114, 115, 116, 117, 118, 124, 125, 126, 157, 158, 159	A230	42, 46	A308	306	B004	247
9956	86, 118, 126	A231	44	A309	306	B500	100
9957	48, 49	A232	42, 43, 45	A310	246, 272, 294	B502	102
9958	49, 56	A234	41, 42, 45	A311	99, 100	B503	102
9961	30, 33, 37, 47, 48, 55, 62, 63, 69, 70, 71, 76, 77, 78, 80, 84, 85, 96, 97, 104, 105, 106, 112, 113, 114, 123, 124, 125, 131, 132, 135, 156, 157, 159, 165, 166, 167, 168, 170, 171, 172, 179, 181, 182	A235	130	A312	99, 100	B505	101
9966	113, 157	A236	129, 130	A313	99, 100	B506	101
9970	183	A238	129, 130	A321	245, 292	B540	274
9978	182	A239	129, 130	A322	270	B541	274
9982	119, 182	A240	129, 130	A325	271, 293	B542	274
9M02	97	A241	129, 130	A326	271, 292, 293	B543	274
		A242	253, 256	A327	246, 272, 292	B544	276
		A243	129, 130	A328	269, 270, 293	B545	276
		A244	129, 130	A500	99, 100	B546	275
		A245	129, 130	A501	99, 100, 101	B547	275
		A246	130	A502	100, 102	BQ19	257
		A247	28	A503	99, 102		
		A249	28	A504	99, 103		
		A250	28	A505	99, 100, 101		
		A251	90, 91, 92	A506	99, 101		
		A252	90, 91, 92	A507	99, 103		
		A253	21, 22	A508	99, 103		
		A254	22	A510	269, 273		
		A255	20, 22	A511	270, 273		
		A256	20, 21, 26, 91, 94, 292, 293, 301	A512	273		
		A257	91, 94	A513	270, 273		
		A258	90, 94	A514	273		
		A259	90, 95	A515	271, 273		
		A260	91, 95	A516	279		
		A261	91, 95	A517	272, 279		
		A262	91, 95	A518	279		
		A263	22	A519	279		
		A264	21, 22	A520	271, 272, 279		
		A265	20, 23, 24, 25	A521	279		
		A266	20, 21, 26	A522	275		
		A267	20, 21, 26	A523	275		
		A268	20, 21, 26	A524	275		
		A269	254	A525	270, 279		
				A526	279		



# Sanitaryware and Bathroom Furniture Price List No. 8 - 2009



## Collection Liaison

Registered design	Article no.	white (alpin)	Euro					pcs/ pal.	kg/ pc.
 <p><b>Washbasin</b> 600 x 500 x 480 mm   Glass washbasin with ceramic rear panel Siphon incl. With fastening set for concealed fastening Suitable Villeroy &amp; Boch washbasin mixers (available from Dornbracht): SOURCE with 170 mm projection. A special pre-assembly installation kit is required for the tap fittings (art.no 35 816 970 90) Details see Fittings Price List.</p>	<b>5196 00 01</b>	1.091,00					6	26,0	

*We recommend Editorials for use with Liaison*

XX = Colour code to be indicated  
01 = white alpin

# Sanitaryware and Bathroom Furniture Price List No. 8 - 2009

Collection Metric Art		Euro							pcs/ pal.	kg/ pc.
		Article no.	white (alpin)	star white Basic colours						
 <p>ceramicplus included in price Registered design</p>	<b>Vanity washbasin</b>									
	Incl. unclosable valve with ceramic valve cover Furniture programmes City Life and Central Line Fashion									
	1000 x 550 mm	○ ○ ○ ⊗	<b>5195 11 XX</b>	764,00	764,00				7 31,0	
1000 x 550 mm	⊗ ⊗ ⊗ ⊗	<b>5195 13 XX</b>	796,00	796,00				7 31,0		
 <p><b>Trap cover</b> incl. fastening set „Smart fix“</p>		<b>5244 00 XX</b>	223,00	255,00				40 9,0		

*We recommend the SmartBench WC from City Life for combination with Metric Art*

XX = Colour code to be indicated  
R1 = white alpin ceramicplus R2 = star white ceramicplus

# Sanitaryware and Bathroom Furniture Price List No. 8 - 2009

## Collection Nagano

ceramicplus included in price

Registered design



### Washbasin

incl. extended ball rod for pop-up waste  
Furniture programmes Nagano and City Life to match

1000 x 540 mm ○ ○

7171 10 XX

827,00

827,00

6 40,0

1000 x 540 mm ○○○ ○

7171 A1 XX

827,00

827,00

6 41,0

1000 x 540 mm ⊗ ○

7171 12 XX

859,00

859,00

6 39,0

*We recommend Editorials for use with Nagano*

XX = Colour code to be indicated

R1 = white alpin ceramicplus R2 = star white ceramicplus

# Sanitaryware and Bathroom Furniture Price List No. 8 - 2009

## Collection Nagano Furniture programme

€uro

Registered design

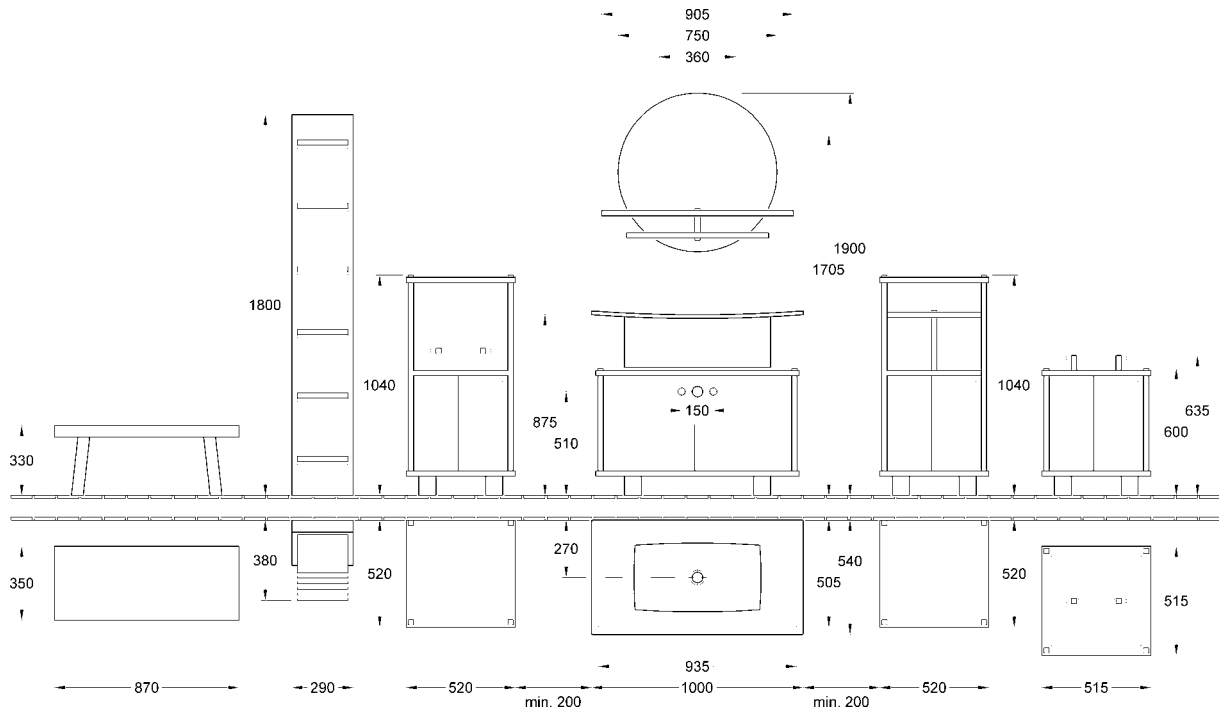
### Front colour

D9 Real oak-wood veneer, stained wengé

Front: real oak-wood veneer, stained wengé resp. lattice in solid oak wood with polycarbonat film

Body: real oak-wood veneer, stained wengé

Handle: brushed aluminium





# Sanitaryware and Bathroom Furniture Price List No. 8 - 2009

## Collection Nagano Furniture programme

€uro

Registered design

The washbasin is to be ordered separately.

### Vanity unit

935 x 600 x 505 mm  
2 sliding doors, 1 shelf  
Fastening set included  
for NAGANO washbasins 7171



*to be discontinued*

**9803 00 D9**

**2.116,00**

### Mirror

750 mm Diameter  
with shelf 905 mm  
Fastening set included



*to be discontinued*

**9804 00 D9**

**639,00**

### Side cabinet

520 x 1040 x 520 mm  
1 shelf, 2 sliding doors  
Fastening set included



*to be discontinued*

**9807 00 D9**

**1.633,00**

### Side cabinet

520 x 1040 x 520 mm  
1 fold-out door, 2 sliding doors  
Fastening set included



*to be discontinued*

**9808 00 D9**

**1.777,00**

### Laundry chest

515 x 645 x 515 mm  
Cover



*to be discontinued*

**9809 00 D9**

**1.516,00**

### Bench

870 x 330 x 350 mm



*to be discontinued*

**9810 00 D9**

**709,00**

### Shelf

290 x 1800 x 380 mm





















*to be discontinued*

**9820 00 D9**

**716,00**

# Sanitaryware and Bathroom Furniture Price List No. 8 - 2009







Collection Pure Basic		Article no.		Euro				pcs/ pal.	kg/ pc.
				white (alpin)*	star white Basic colours				
ceramicplus included in price Registered design									
	<b>Washbasin</b>								
	650 x 500 mm 	<b>7106</b>	<b>65</b>	<b>XX</b>	455,00	455,00			18 25,1
	650 x 500 mm 	<b>7106</b>	<b>A1</b>	<b>XX</b>	455,00	455,00			18 22,0
	650 x 500 mm 	<b>7106</b>	<b>67</b>	<b>XX</b>	487,00	487,00			18 24,5
	<b>Towel holder</b> 420 x 140 mm Fastening set included (please order 2) Stainless steel	<b>8749</b>	<b>00</b>	<b>D7</b>	145,00				2 1,5
	<b>Washbasin</b> for installation with furniture Furniture programmes Pure Basic and City Life to match								
	650 x 500 mm 	<b>7106</b>	<b>6G</b>	<b>XX</b>	503,00	503,00			18 25,4
	650 x 500 mm 	<b>7106</b>	<b>A2</b>	<b>XX</b>	503,00	503,00			18 25,0
	650 x 500 mm 	<b>7106</b>	<b>6F</b>	<b>XX</b>	535,00	535,00			24 25,1
	<b>Washbasin</b>								
	500 x 500 mm 	<b>7112</b>	<b>50</b>	<b>XX</b>	416,00	416,00			24 20,4
	500 x 500 mm 	<b>7112</b>	<b>A1</b>	<b>XX</b>	416,00	416,00			24 20,1
	500 x 500 mm 	<b>7112</b>	<b>52</b>	<b>XX</b>	448,00	448,00			24 20,5
	<b>Towel holder</b> 420 x 140 mm Fastening set included (please order 2) Stainless steel	<b>8749</b>	<b>00</b>	<b>D7</b>	145,00				2 1,5
	<b>Washbasin</b> for installation with furniture Furniture programme Pure Basic to match								
	500 x 500 mm 	<b>7112</b>	<b>5G</b>	<b>XX</b>	464,00	464,00			24 21,3
	500 x 500 mm 	<b>7112</b>	<b>A2</b>	<b>XX</b>	464,00	464,00			24 21,2
	500 x 500 mm 	<b>7112</b>	<b>5F</b>	<b>XX</b>	496,00	496,00			24 20,8
	<b>Handwashbasin</b> 525 x 250 mm*  suitable for 1-hole tap fittings pre-punched tap holes on sides  *Please note: unclosable outlet valve must be used with models without overflow	<b>7313</b>	<b>53</b>	<b>XX</b>	359,00	359,00			32 11,3
	<b>Unclosable outlet valve</b> (optional) chrome	<b>8798</b>	<b>00</b>	<b>61</b>	73,00				150 0,5

**We recommend Editionals for use with Pure Basic**

XX = Colour code to be indicated  
R1 = white alpin ceramicplus R2 = star white ceramicplus

\* Ceramic models also available without ceramicplus, colour code and price reduction see flip-out page

# Sanitaryware and Bathroom Furniture Price List No. 8 - 2009

Collection Pure Basic		Euro							pcs/ pal.	kg/ pc.	
		Article no.	white (alpin)*	star white Basic colours							
ceramicplus included in price Registered design											
	<b>Handwashbasin</b> 350 x 350 mm*   *Please note: unclosable outlet valve must be used with models without overflow	<b>7314</b>	<b>35</b>	<b>XX</b>	376,00		376,00			32	11,0
	<b>Towel holder</b> 290 x 110 mm (please order 2) Stainless steel	<b>9749</b>	<b>00</b>	<b>D7</b>	145,00					15	1,5
	<b>Unclosable outlet valve</b> (optional) chrome	<b>8798</b>	<b>00</b>	<b>61</b>	73,00					150	0,5
	<b>Handwashbasin</b> 350 x 350 mm*   for installation with furniture Furniture programme Pure Basic to match *Please note: unclosable outlet valve must be used with models without overflow	<b>7314</b>	<b>3G</b>	<b>XX</b>	424,00		424,00			24	10,1
	<b>Unclosable outlet valve</b> (optional) chrome	<b>8798</b>	<b>00</b>	<b>61</b>	73,00					150	0,5

**We recommend Editionals for use with Pure Basic**

XX = Colour code to be indicated  
 R1 = white alpin ceramicplus R2 = star white ceramicplus

\* Ceramic models also available without ceramicplus, colour code and price reduction see flip-out page

# Sanitaryware and Bathroom Furniture Price List No. 8 - 2009

## Collection Pure Basic Furniture programme

€uro

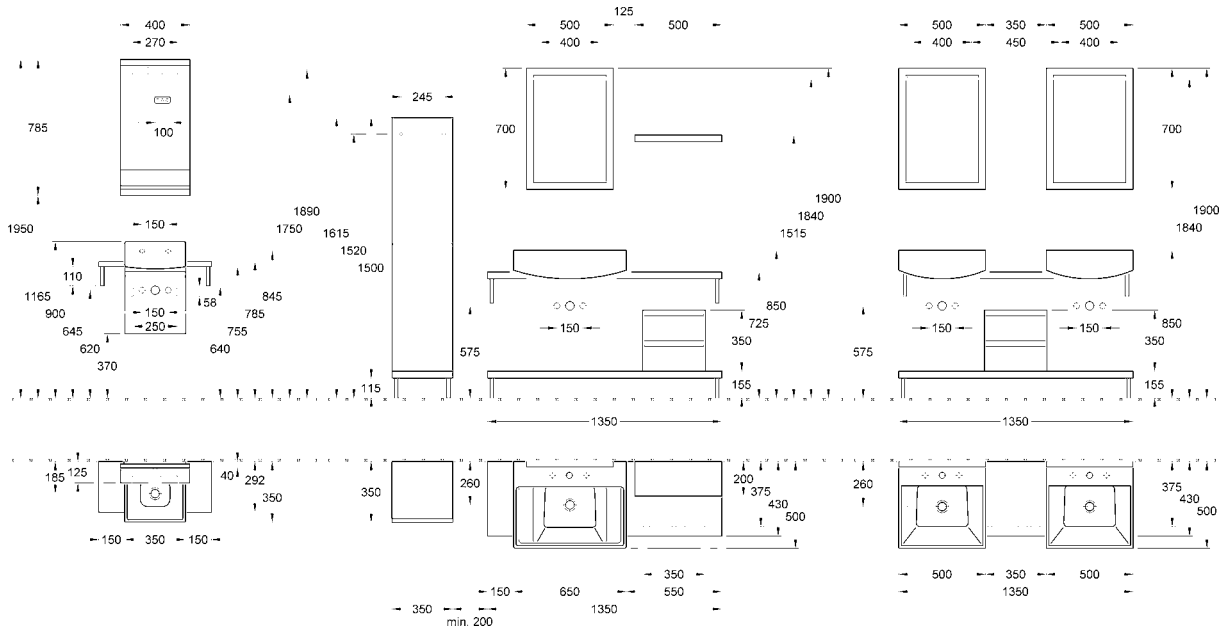
Registered design

### Front colour

C9 Real oak-wood veneer, stained dark

Front and body: chipboard oak-wood veneered, dark stained

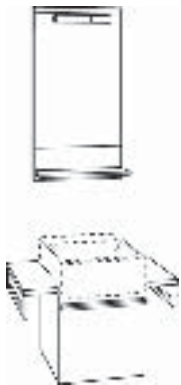
Handle and towel-holder (bracket): brushed stainless steel



220 - 240 V switched main connection (protection sherpes of country, regulation 601-02-01)  
Please note: Observe the protection sherpes of the country in question. Leave electrical connections to an expert.

The washbasin is to be ordered separately.

### Recommendation 1



a) Vanity unit	9747 00 C9
b) Mirror	9748 00 C9
	<b>1.488,00</b>

# Sanitaryware and Bathroom Furniture Price List No. 8 - 2009

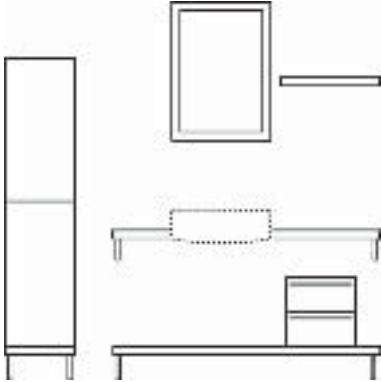
## Collection Pure Basic Furniture programme

€uro

Registered design

The washbasin is to be ordered separately.

### Recommendation 2

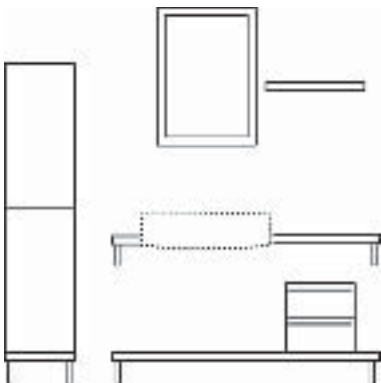


a) Shelf-element	8521 02 C9
b) Shelf-element	8521 03 C9
c) Shelf element	8522 00 C9
d) Wall shelf	8523 00 C9
e) Box with drawers	8524 00 C9
f) Mirror	8508 00 C9
g) Tall cabinet	9740 00 C9

4.065,00

The washbasin is to be ordered separately.

### Recommendation 3

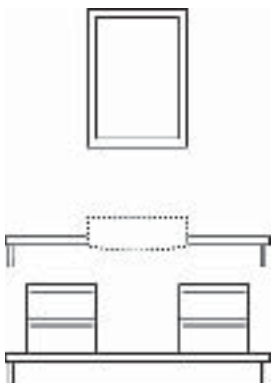


a) Shelf-element	8521 01 C9
b) Shelf-element	8521 03 C9
c) Shelf element	8522 00 C9
d) Wall shelf	8523 00 C9
e) Box with drawers	8524 00 C9
f) Mirror	8508 00 C9
g) Tall cabinet	9740 00 C9

4.019,00

The washbasin is to be ordered separately.

### Recommendation 4



a) 2 x Shelf-element	8521 04 C9
b) Shelf element	8522 00 C9
c) 2 x Box with drawers	8524 00 C9
d) Mirror	8508 00 C9

3.655,00

# Sanitaryware and Bathroom Furniture Price List No. 8 - 2009

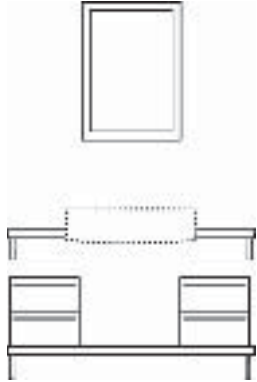
## Collection Pure Basic Furniture programme

€uro

Registered design

The washbasin is to be ordered separately.

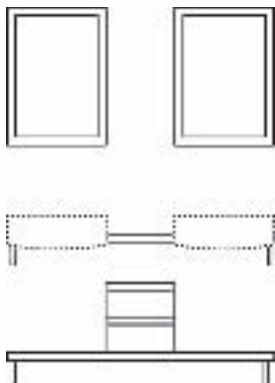
### Recommendation 5



a) 2 x Shelf-element	<b>8521 02 C9</b>
	<b>8521 02 C9</b>
b) Shelf element	<b>8522 10 C9</b>
c) 2 x Box with drawers	<b>8524 00 C9</b>
	<b>8524 00 C9</b>
d) Mirror	<b>8508 00 C9</b>
	<b>3.507,00</b>

The washbasin is to be ordered separately.

### Recommendation 6



a) 2 x Towel holder	<b>8749 00 D7</b>
	<b>8749 00 D7</b>
b) Connecting element	<b>8521 05 C9</b>
c) Shelf element	<b>8522 00 C9</b>
d) Box with drawers	<b>8524 00 C9</b>
e) 2 x Mirror	<b>8508 00 C9</b>
	<b>8508 00 C9</b>
	<b>2.985,00</b>

# Sanitaryware and Bathroom Furniture Price List No. 8 - 2009

## Collection Pure Basic Furniture programme


€uro

Registered design

The washbasins are to be ordered separately.

### Shelf-element

150/215 x 427 mm  
to be installed on left or right on washbasin  
Incl. frame made from stainless steel to be installed on left or right, Fastening set included for washbasins PURE BASIC 7106, 7112




8521 01 C9

279,00

### Shelf-element

300/365 x 427 mm  
to be installed on left or right on washbasin  
Incl. frame made from stainless steel to be installed on left or right, Fastening set included for washbasins PURE BASIC 7106, 7112




8521 02 C9

325,00

### Shelf-element

415/480 x 427 mm  
to be installed on left or right on washbasin  
Incl. frame made from stainless steel to be installed on left or right, Fastening set included for washbasins PURE BASIC 7106, 7112




8521 04 C9

366,00

### Shelf-element

550/615 x 427 mm  
to be installed on left or right on washbasin  
Incl. frame made from stainless steel to be installed on left or right, Fastening set included for washbasins PURE BASIC 7106, 7112




8521 03 C9

389,00

### Connecting element

350/480 x 427 mm  
can only be installed between 2 washbasins  
Fastening set included for washbasins PURE BASIC 7106, 7112




8521 05 C9

193,00

### Vanity unit

650 x 415 x 290 mm  
hinges on left wall-mounted  
1 door, 2 side shelves with frame for handwashbasin PURE BASIC 7314 3G



9747 00 C9

991,00

### Mirror

500 x 700 mm  
Fastening set included



8508 00 C9

450,00

### Mirror

400 x 780 x 110 mm  
1 shelf, 1 lamp, IP 44  
Fastening set included



9748 00 C9

497,00

### Wall shelf

500 x 200 mm  
Fastening set included



8523 00 C9

171,00

### Shelf element

1350 x 155 x 347 mm  
Incl. 2 height-adjustable feet, Fastening set included



8522 00 C9

731,00

### Shelf element

1250 x 155 x 347 mm  
Incl. 2 height-adjustable feet, Fastening set included



8522 10 C9

665,00



# Sanitaryware and Bathroom Furniture Price List No. 8 - 2009

## Collection Pure Basic Furniture programme

€uro

Registered design

### Box with drawers

350 x 350 x 375 mm  
2 drawers  
Fastening set included



**8524 00 C9**

**871,00**

### Tall cabinet

350 x 1500/1615 x 350 mm  
1 door, 3 shelves, 1 fixed shelf, Incl.  
2 height-adjustable feet, Fastening  
set included













hinges on left  
**9740 00 C9**

**1.128,00**

hinges on right  
**9740 01 C9**

**1.128,00**

# Sanitaryware and Bathroom Furniture Price List No. 8 - 2009







Collection Memento		Euro									
		Article no.			white (alpin)*	star white Basic colours	Matt colours Colorline	Décor U7	Décor MD	pcs/pal.	kg/pc.
ceramicplus included in price Registered design											
 <p><b>Washbasin</b> 1200 x 470 mm* 2xO  1200 x 470 mm* O  1200 x 470 mm*   If a wall-mounted tap fitting is to be used, we recommend CULT, art. no. 36 812 960 00, with a projection of 210 mm (available from Dornbracht). For details see the Tap fittings price list.  *Please note: unclosable outlet valve must be used with models without overflow</p> <p><b>Towel holder</b> Fastening set included (optional) 1120 x 140 mm front installation Stainless steel 420 x 140 mm side installation (please order 2) Stainless steel</p> <p><b>Unclosable outlet valve</b> (optional) chrome</p>	<b>5133</b>	<b>C1</b>	<b>XX</b>	872,00	872,00	1.152,00	978,00	1.241,00	8	42,0	
	<b>5133</b>	<b>C2</b>	<b>XX</b>	872,00	872,00	1.152,00	978,00	1.241,00	8	42,0	
	<b>5133</b>	<b>C3</b>	<b>XX</b>	904,00	904,00	1.184,00	1.010,00	1.273,00	8	42,0	
	<b>8749</b>	<b>12</b>	<b>D7</b>	286,00						1	3,5
	<b>8749</b>	<b>42</b>	<b>D7</b>	155,00						1	1,9
	<b>8798</b>	<b>70</b>	<b>61</b>	50,00							0,5
	 <p><b>Washbasin</b> for installation with furniture Furniture programme Memento to match 1200 x 470 mm* 2xO  1200 x 470 mm* O  1200 x 470 mm*   If a wall-mounted tap fitting is to be used, we recommend CULT, art. no. 36 812 960 00, with a projection of 210 mm (available from Dornbracht). For details see the Tap fittings price list.  *Please note: unclosable outlet valve must be used with models without overflow</p> <p><b>Unclosable outlet valve</b> (optional) chrome</p>	<b>5133</b>	<b>CG</b>	<b>XX</b>	920,00	920,00	1.200,00	1.026,00	1.289,00	8	42,0
		<b>5133</b>	<b>CH</b>	<b>XX</b>	920,00	920,00	1.200,00	1.026,00	1.289,00	8	42,0
		<b>5133</b>	<b>CF</b>	<b>XX</b>	952,00	952,00	1.232,00	1.058,00	1.321,00	8	42,0
		<b>8798</b>	<b>70</b>	<b>61</b>	50,00						

**The colours S0, U7 and MD are manufactured to order. Please enquire about delivery times when ordering.  
We recommend Editionals for use with Memento**

XX = Colour code to be indicated  
R1 = white alpin ceramicplus R2 = star white ceramicplus  
Matt colours Colorline = glossy black ceramicplus S0  
Décor = white alpin New Glory ceramicplus U7  
Décor = white alpin New Glory PLATINUM ceramicplus MD

\* Ceramic models also available without ceramicplus, colour code and price reduction see flip-out page

# Sanitaryware and Bathroom Furniture Price List No. 8 - 2009


Collection Memento		Euro									
		Article no.			white (alpin)*	star white Basic colours	Matt colours Colorline	Décor U7	Décor MD	pcs/pal.	kg/pc.
ceramicplus included in price Registered design											
	<b>Washbasin</b> 800 x 470 mm* 	<b>5133</b>	<b>81</b>	<b>XX</b>	589,00	589,00	771,00	695,00	958,00	10	25,0
	800 x 470 mm* 	<b>5133</b>	<b>83</b>	<b>XX</b>	621,00	621,00	803,00	727,00	990,00	10	25,0
	If a wall-mounted tap fitting is to be used, we recommend CULT, art. no. 36 812 960 00, with a projection of 210 mm (available from Dornbracht). For details see the Tap fittings price list.										
	*Please note: unclosable outlet valve must be used with models without overflow										
	<b>Towel holder</b> Fastening set included (optional) 720 x 140 mm front installation										
	Stainless steel										
	420 x 140 mm side installation (please order 2) Stainless steel	<b>8749</b>	<b>80</b>	<b>D7</b>	204,00					1	2,8
	420 x 140 mm side installation (please order 2) Stainless steel	<b>8749</b>	<b>42</b>	<b>D7</b>	155,00					1	1,9
	<b>Unclosable outlet valve</b> (optional) chrome	<b>8798</b>	<b>70</b>	<b>61</b>	50,00						0,5
	<b>Washbasin</b> for installation with furniture Furniture programme Memento to match										
	800 x 470 mm* 	<b>5133</b>	<b>8G</b>	<b>XX</b>	637,00	637,00	819,00	743,00	1.006,00	10	25,0
	800 x 470 mm* 	<b>5133</b>	<b>8F</b>	<b>XX</b>	669,00	669,00	851,00	775,00	1.038,00	10	25,0
	If a wall-mounted tap fitting is to be used, we recommend CULT, art. no. 36 812 960 00, with a projection of 210 mm (available from Dornbracht). For details see the Tap fittings price list.										
*Please note: unclosable outlet valve must be used with models without overflow											
	<b>Unclosable outlet valve</b> (optional) chrome	<b>8798</b>	<b>70</b>	<b>61</b>	50,00						0,5

**The colours S0, U7 and MD are manufactured to order. Please enquire about delivery times when ordering. We recommend Editionals for use with Memento**

XX = Colour code to be indicated  
 R1 = white alpin ceramicplus R2 = star white ceramicplus  
 Matt colours Colorline = glossy black ceramicplus S0  
 Décor = white alpin New Glory ceramicplus U7  
 Décor = white alpin New Glory PLATINUM ceramicplus MD

\* Ceramic models also available without ceramicplus, colour code and price reduction see flip-out page

# Sanitaryware and Bathroom Furniture Price List No. 8 - 2009

Collection Memento		Euro										
		Article no.			white (alpin)*	star white Basic colours	Matt colours Colorline	Décor U7	Décor MD	pcs/ pal.	kg/ pc.	
ceramicplus included in price Registered design												
	<b>Washbasin</b>											
	600 x 420 mm	○●○	<b>5133 60 XX</b>	394,00	394,00	509,00	500,00	763,00	15	20,0		
	600 x 420 mm*	○●○	<b>5133 61 XX</b>	394,00	394,00	509,00	500,00	763,00	15	20,0		
	600 x 420 mm	⊗○	<b>5133 62 XX</b>	426,00	426,00	541,00	532,00	795,00	15	20,0		
	If a wall-mounted tap fitting is to be used, we recommend CULT, art. no. 36 812 960 00, with a projection of 210 mm (available from Dornbracht). For details see the Tap fittings price list.											
600 x 420 mm*	⊗	<b>5133 63 XX</b>	426,00	426,00	541,00	532,00	795,00	15	20,0			
If a wall-mounted tap fitting is to be used, we recommend CULT, art. no. 36 812 960 00, with a projection of 210 mm (available from Dornbracht). For details see the Tap fittings price list.												
*Please note: unclosable outlet valve must be used with models without overflow												
<b>Towel holder</b>												
370 x 140 mm												
Fastening set included (please order 2) (optional)												
Stainless steel		<b>8749 37 D7</b>	146,00						120	2,8		
<b>Unclosable outlet valve</b> (optional)												
chrome		<b>8798 70 61</b>	50,00							0,5		

**The colours S0, U7 and MD are manufactured to order. Please enquire about delivery times when ordering. We recommend Editionals for use with Memento**

XX = Colour code to be indicated  
 R1 = white alpin ceramicplus R2 = star white ceramicplus  
 Matt colours Colorline = glossy black ceramicplus S0  
 Décor = white alpin New Glory ceramicplus U7  
 Décor = white alpin New Glory PLATINUM ceramicplus MD

\* Ceramic models also available without ceramicplus, colour code and price reduction see flip-out page

















# Sanitaryware and Bathroom Furniture Price List No. 8 - 2009

## Collection Memento

ceramicplus included in price

Registered design





Article no.	white (alpin)*	Euro				pcs/pal.	kg/pc.
		star white Basic colours	Matt colours Colorline	Décor U7	Décor MD		
<b>Washbasin</b>							
500 x 420 mm 	<b>5133 50 XX</b>	358,00	358,00	460,00	464,00	727,00	18 17,0
500 x 420 mm* 	<b>5133 51 XX</b>	358,00	358,00	460,00	464,00	727,00	18 17,0
500 x 420 mm 	<b>5133 52 XX</b>	390,00	390,00	492,00	496,00	759,00	18 17,0
If a wall-mounted tap fitting is to be used, we recommend CULT, art. no. 36 812 960 00, with a projection of 210 mm (available from Dornbracht). For details see the Tap fittings price list.							
500 x 420 mm* 	<b>5133 53 XX</b>	390,00	390,00	492,00	496,00	759,00	18 17,0
If a wall-mounted tap fitting is to be used, we recommend CULT, art. no. 36 812 960 00, with a projection of 210 mm (available from Dornbracht). For details see the Tap fittings price list.							
*Please note: unclosable outlet valve must be used with models without overflow							
<b>Towel holder</b>							
370 x 140 mm							
Fastening set included (please order 2) (optional)							
Stainless steel	<b>8749 37 D7</b>	146,00					120 2,8
<b>Unclosable outlet valve (optional)</b>							
chrome	<b>8798 70 61</b>	50,00					0,5
<b>Surface-mounted washbasin</b>							
Fastening set included							
When installing washbasin, leave a gap of minimum 60 mm between the back of the washbasin and the wall							
Furniture programme Memento to match							
600 x 420 mm 	<b>5135 60 XX</b>	409,00	409,00	529,00	515,00	778,00	15 19,0
600 x 420 mm* 	<b>5135 61 XX</b>	409,00	409,00	529,00	515,00	778,00	15 19,0
600 x 420 mm* 	 <b>5135 62 XX</b>	441,00	441,00	561,00	547,00	810,00	21 12,0
600 x 420 mm* 	 <b>5135 63 XX</b>	441,00	441,00	561,00	547,00	810,00	21 19,0
500 x 420 mm 	<b>5135 50 XX</b>	367,00	367,00	472,00	473,00	736,00	15 19,0
500 x 420 mm* 	<b>5135 51 XX</b>	367,00	367,00	472,00	473,00	736,00	18 16,0
500 x 420 mm* 	 <b>5135 52 XX</b>	399,00	399,00	504,00	505,00	768,00	21 50,0
500 x 420 mm* 	 <b>5135 53 XX</b>	399,00	399,00	504,00	505,00	768,00	21 16,0
*Please note: unclosable outlet valve must be used with models without overflow							
<b>Unclosable outlet valve (optional)</b>							
chrome	<b>8798 70 61</b>	50,00					0,5

**The colours S0, U7 and MD are manufactured to order. Please enquire about delivery times when ordering. We recommend Editionals for use with Memento**

XX = Colour code to be indicated  
 R1 = white alpin ceramicplus R2 = star white ceramicplus  
 Matt colours Colorline = glossy black ceramicplus S0  
 Décor = white alpin New Glory ceramicplus U7  
 Décor = white alpin New Glory PLATINUM ceramicplus MD

\* Ceramic models also available without ceramicplus, colour code and price reduction see flip-out page

# Sanitaryware and Bathroom Furniture Price List No. 8 - 2009

Collection Memento	Article no.	Euro						pcs/ pal.	kg/ pc.
		white (alpin)*	star white Basic colours	Matt colours Colorline	Décor U7	Décor MD			
<p>ceramicplus included in price</p> <p>Registered design</p>  <p><b>SQUARO Bathtub</b> This bathtub can be fitted with Whirlpool systems. BQ180SQR2V 1800 x 800 mm BQ170SQR2V 1700 x 750 mm</p>  <p><b>SQUARO Corner bath</b> BQ145SQR3V 1450 mm side length This bathtub can be fitted with Whirlpool systems.</p>									
<i>Further information is to be found in the Wellness price list.</i>									

**The colours S0, U7 and MD are manufactured to order. Please enquire about delivery times when ordering.  
We recommend Editionals for use with Memento**

XX = Colour code to be indicated  
R1 = white alpin ceramicplus R2 = star white ceramicplus  
Matt colours Colorline = glossy black ceramicplus S0  
Décor = white alpin New Glory ceramicplus U7  
Décor = white alpin New Glory PLATINUM ceramicplus MD

\* Ceramic models also available without ceramicplus, colour code and price reduction see flip-out page

# Sanitaryware and Bathroom Furniture Price List No. 8 - 2009

## Collection Memento Furniture programme

€uro

Registered design

### Front colour

CT Amazakue

EM Glass black

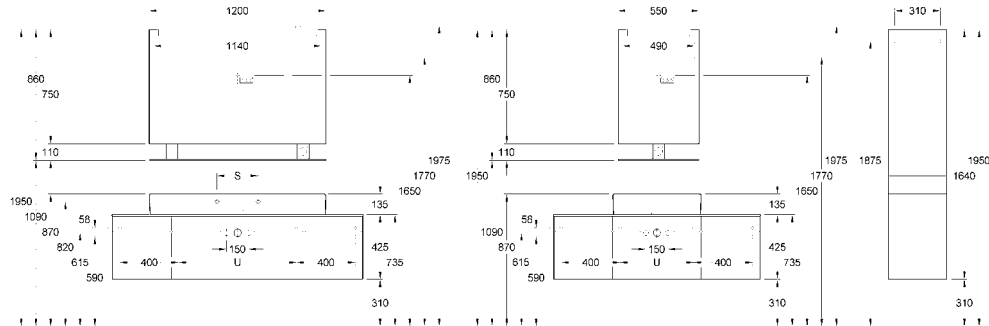
Front, body and socket element: Amazakue wood veneer, teak coloured

Vanity unit top, front of drawers and panel of shelf: glass (15 mm), laquered black on the reverse

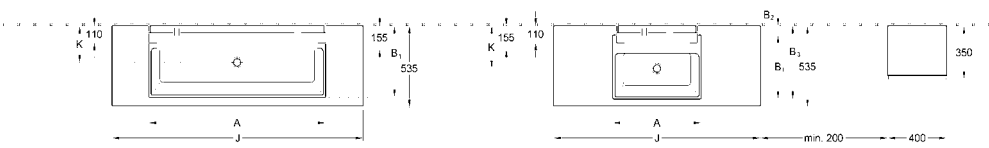
Handleless, push-open drawer and door fittings

Unit towel holder, frame: chrome-plated metal glossy-finish

### Produced to order



N=L

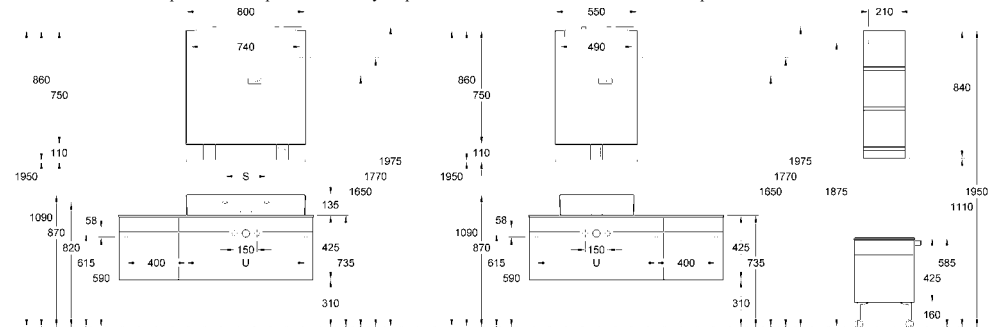


	A	B <sub>1</sub>	B <sub>2</sub>	B <sub>3</sub>	J	K	S	U
A253 00 XX - 51332G / CF	1200	470	...	...	1706	240	280	800
A253 00 XX - 51332G / BF	800	470	...	...	1706	240	280	800
A255 00 XX - 51339G / BF	800	470	...	...	1405	240	280	500
A254 00 XX - 513560 / B1	600	420	60	480	1406	280	...	500
A254 00 XX - 513550 / S1	500	420	60	480	1406	280	...	500

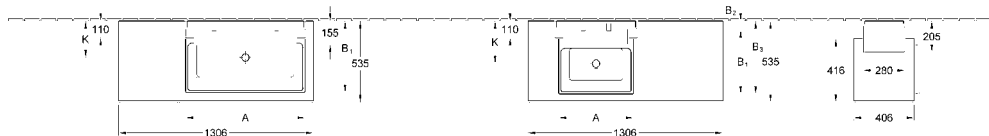


220 - 240 V mains connection, loose (protection sherpes of country, regulation 601-02-01)

Please note: Observe the protection sherpes of the country in question. Leave electrical connections to an expert.



N=L



	A	B <sub>1</sub>	B <sub>2</sub>	B <sub>3</sub>	J	K	S	U
A254 00 XX - 51338C / BF	800	470	...	...	240	280	800	...
A254 00 XX - 51338C / BF	800	470	...	...	240	280	800	...
A263 00 XX - 513560 / S1	600	420	60	480	280	...	800	...
A263 00 XX - 513550 / S1	500	420	60	480	280	...	800	...
A263 00 XX - 513550 / S1	500	420	60	480	280	...	800	...
A263 00 XX - 513550 / S1	500	420	60	480	280	...	800	...



220 - 240 V mains connection, loose (protection sherpes of country, regulation 601-02-01)

Please note: Observe the protection sherpes of the country in question. Leave electrical connections to an expert.

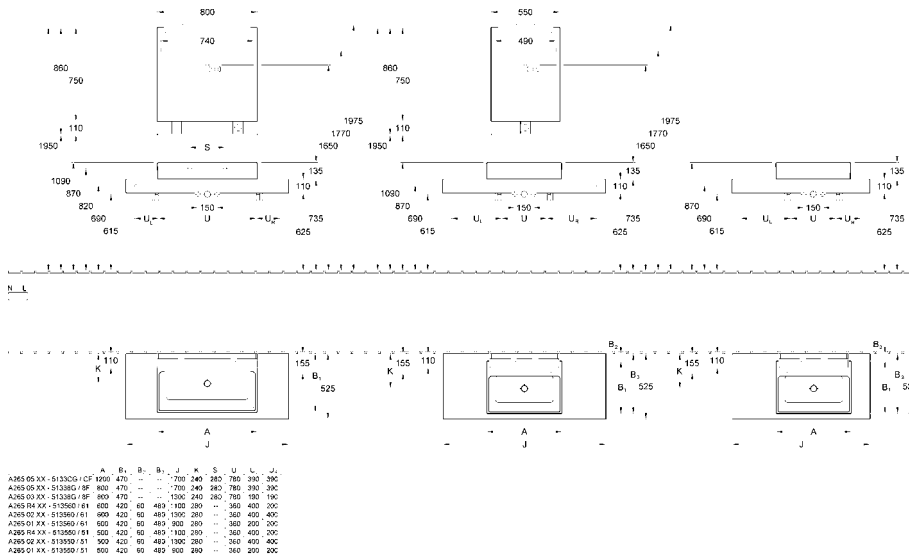
**For made to measure countertops please use order form in the appendix to the price list**

# Sanitaryware and Bathroom Furniture Price List No. 8 - 2009

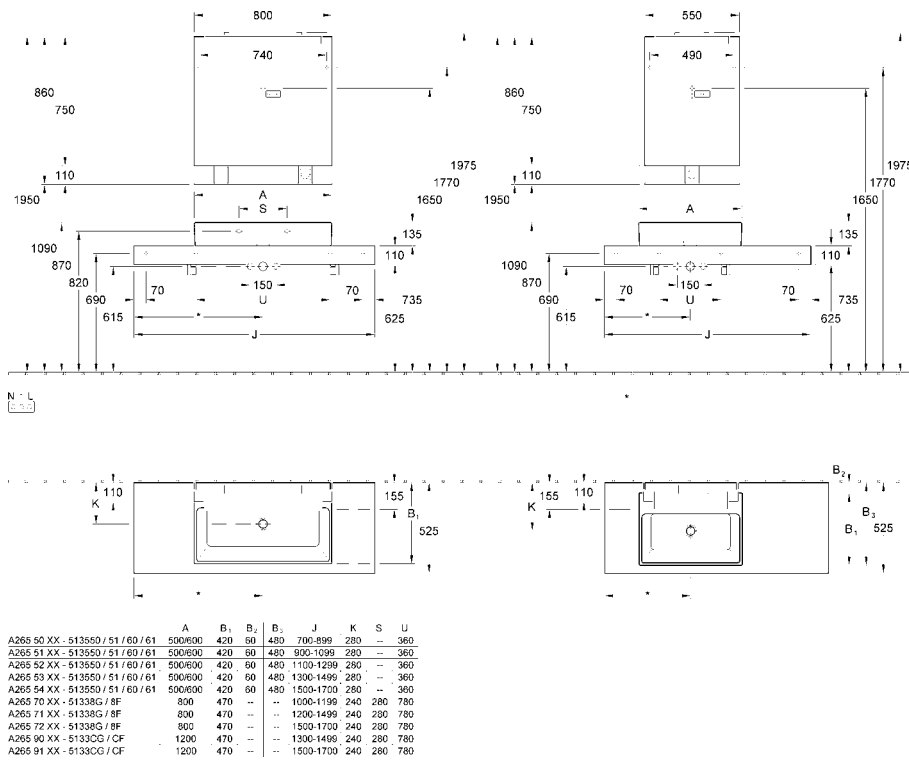
## Collection Memento Furniture programme

€uro

Registered design



220 - 240 V mains connection, loose (protection sherps of country, regulation 601-02-01)  
Please note: Observe the protection sherps of the country in question. Leave electrical connections to an expert.



220 - 240 V mains connection, loose (protection sherps of country, regulation 601-02-01)  
Please note: Observe the protection sherps of the country in question. Leave electrical connections to an expert.

*For made to measure countertops please use order form in the appendix to the price list*



# Sanitaryware and Bathroom Furniture Price List No. 8 - 2009

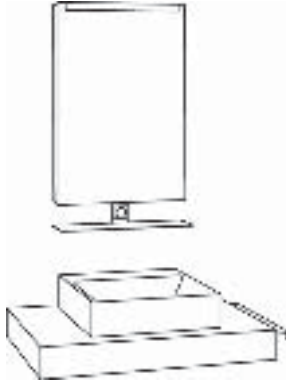
## Collection Memento Furniture programme

€uro

Registered design

The washbasins are to be ordered separately.

### Recommendation 1



a) Countertop	<b>A265 01 CT</b>
b) Towel holder	<b>A265 99 00</b>
c) Mirror	<b>A304 55 CT</b>
d) Glass shelf	<b>A302 55 00</b>
e) Socket element	<b>A256 01 CT</b>
	<b>1.516,00</b>

The washbasins are to be ordered separately.

### Recommendation 2



a) Countertop	<b>A265 R4 CT</b>
b) Mirror	<b>A304 55 CT</b>
c) Shelves	<b>A267 00 CT</b>
d) Unit on casters	<b>A268 00 CT</b>
	<b>2.741,00</b>

The washbasins are to be ordered separately.

### Recommendation 3



a) Vanity unit	<b>A255 00 CT</b>
b) Mirror	<b>A304 55 CT</b>
c) Glass shelf	<b>A302 55 00</b>
d) Socket element	<b>A256 02 CT</b>
e) Tall cabinet	<b>A266 00 CT</b>
	<b>4.454,00</b>

*For made to measure countertops please use order form in the appendix to the price list*

# Sanitaryware and Bathroom Furniture Price List No. 8 - 2009

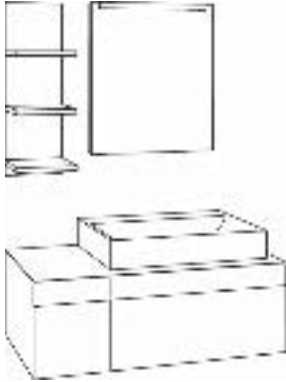
## Collection Memento Furniture programme

€uro

Registered design

The washbasins are to be ordered separately.

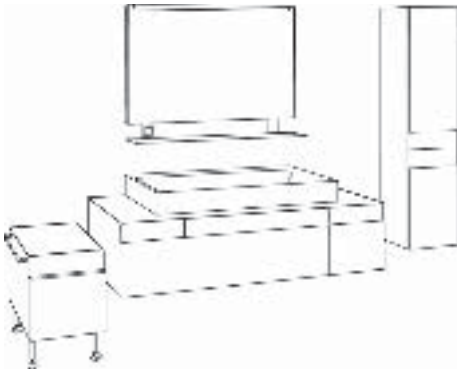
### Recommendation 4



a) Vanity unit	<b>A264 R0 CT</b>
b) Mirror	<b>A304 55 CT</b>
c) Shelves	<b>A267 00 CT</b>
	<b>2.872,00</b>

The washbasins are to be ordered separately.

### Recommendation 5



a) Vanity unit	<b>A253 00 CT</b>
b) Mirror	<b>A304 12 CT</b>
c) Glass shelf	<b>A302 12 00</b>
d) Socket element	<b>A256 02 CT</b>
e) Tall cabinet	<b>A266 00 CT</b>
f) Unit on casters	<b>A268 00 CT</b>
	<b>6.044,00</b>

*For made to measure countertops please use order form in the appendix to the price list*

# Sanitaryware and Bathroom Furniture Price List No. 8 - 2009

## Collection Memento Furniture programme


€uro

Registered design

The washbasins are to be ordered separately.


### Vanity unit

1705 x 425 x 535 mm  
wall-mounted  
3 pull-out compartments, 3 drawers  
Fastening set included  
for washbasins MEMENTO  
5133 CG, CF, CH and  
5133 8G, 8F



**A253 00 CT**

**2.280,00**




**A253 00 CT**

**2.280,00**

### Vanity unit

1405 x 425 x 535 mm  
wall-mounted  
3 pull-out compartments, 3 drawers  
Fastening set included  
for washbasins MEMENTO  
5133 8G and 8F




**A255 00 CT**

**2.016,00**

### Vanity unit

1305 x 425 x 535 mm  
wall-mounted, 2 pull-out  
compartments, 2 drawers  
Fastening set included  
for washbasins MEMENTO  
5133 8G and 8F



washbasin on right  
**A264 R0 CT**

**1.625,00**

washbasin on left  
**A264 L0 CT**

**1.625,00**

### Vanity unit

1405 x 425 x 535 mm  
wall-mounted  
3 pull-out compartments, 3 drawers  
Fastening set included  
for surface mounted washbasins  
MEMENTO 5135



**A254 00 CT**

**2.016,00**

### Vanity unit

1305 x 425 x 535 mm  
wall-mounted, 2 pull-out  
compartments, 2 drawers  
Fastening set included  
for surface mounted washbasins  
MEMENTO 5135



surface mounted washbasin on right  
**A263 R0 CT**

**1.625,00**

surface mounted washbasin on left  
**A263 L0 CT**

**1.625,00**

*For made to measure countertops please use order form in the appendix to the price list*

# Sanitaryware and Bathroom Furniture Price List No. 8 - 2009


## Collection Memento Furniture programme

€uro

Registered design

### Countertop

1700 x 110 x 525 mm  
Fastening through brackets  
(included in delivery)  
for washbasins MEMENTO  
5133 CG,CF,8G,8F




**A265 05 CT**

**618,00**

### Countertop

1300 x 110 x 525 mm  
Fastening through brackets  
(included in delivery)  
for washbasins MEMENTO  
5133 8G,8F




**A265 03 CT**

**545,00**

### Countertop

1300 x 110 x 525 mm  
Fastening through brackets  
(included in delivery)  
for surface-mounted washbasins  
MEMENTO 5135




**A265 02 CT**

**545,00**

### Countertop

1100 x 110 x 525 mm  
Fastening through brackets  
(included in delivery)  
for surface-mounted washbasins  
MEMENTO 5135



surface mounted washbasin on right

**A265 R4 CT**

**510,00**


surface mounted washbasin on left

**A265 L4 CT**

**510,00**

### Countertop

900 x 110 x 525 mm  
Fastening through brackets  
(included in delivery)  
for surface-mounted washbasins  
MEMENTO 5135




**A265 01 CT**

**475,00**

### Made to measure countertop

1300/1499 x 110 x 525 mm  
Fastening through brackets  
(included in delivery)  
for washbasins MEMENTO  
5133 CG,CF



width reduced from 1300 to  
1499 mm, cutting edge closed

**A265 90 CT**

**581,00**


width reduced from 1500 to  
1700 mm, cutting edge closed

**A265 91 CT**

**618,00**

### Made to measure countertop

1000/1199 x 110 x 525 mm  
Fastening through brackets  
(included in delivery)  
for washbasins MEMENTO  
5133 8G,8F



width reduced from 1000 to  
1199 mm, cutting edge closed

**A265 70 CT**

**545,00**

width reduced from 1200 to  
1499 mm, cutting edge closed

**A265 71 CT**

**581,00**

width reduced from 1500 to  
1700 mm, cutting edge closed

**A265 72 CT**

**618,00**

*For made to measure countertops please use order form in the appendix to the price list*

# Sanitaryware and Bathroom Furniture Price List No. 8 - 2009

## Collection Memento Furniture programme

€uro

Registered design

### Made to measure countertop

700/899 x 110 x 525 mm  
Fastening through brackets  
(included in delivery)  
for surface-mounted washbasins  
MEMENTO 5135



width reduced from 700 to 899 mm,  
cutting edge closed  
**A265 50 CT**

**475,00**

width reduced from 900 to  
1099 mm, cutting edge closed  
**A265 51 CT**

**510,00**

width reduced from 1100 to  
1299 mm, cutting edge closed  
**A265 52 CT**

**545,00**

width reduced from 1300 to  
1499 mm, cutting edge closed  
**A265 53 CT**

**581,00**

width reduced from 1500 to  
1700 mm, cutting edge closed  
**A265 54 CT**

**618,00**


### Countertop

1706 x 178 x 525 mm  
of glass  
Fastening through brackets  
(included in delivery)  
Fastening set included  
for washbasins MEMENTO  
5133 CG,CF,8G,8F



**A548 00 EM**

**1.177,00**



**A548 00 EM**

**1.177,00**

### Countertop

1406 x 178 x 525 mm  
of glass  
Fastening through brackets  
(included in delivery)  
Fastening set included  
for washbasins MEMENTO  
5133 8G,8F



**A549 00 EM**

**1.104,00**

*For made to measure countertops please use order form in the appendix to the price list*

# Sanitaryware and Bathroom Furniture Price List No. 8 - 2009

## Collection Memento Furniture programme

€uro

Registered design

### Countertop

1306 x 178 x 525 mm  
Fastening through brackets  
(included in delivery)  
Fastening set included  
for washbasins MEMENTO  
5133 8G,8F



**A550 R0 EM**

of glass, surface mounted  
washbasin on right

**A550 R0 EM**

**1.040,00**



**A550 L0 EM**

of glass, surface mounted  
washbasin on left

**A550 L0 EM**

**1.040,00**

### Towel holder

330 x 30 x 45 mm  
to be installed on left, on right or on  
front of countertop



**A265 99 00**

**75,00**

### Mirror

1200 x 750 x 50/155 mm  
with lighting, 1 switch  
Fastening set included  
for combination with glass shelf  
A302 and socket A256



**A304 12 CT**

**997,00**

### Mirror

800 x 750 x 50/155 mm  
with lighting, 1 switch  
Fastening set included  
for combination with glass shelf  
A302 and socket A256



**A304 80 CT**

**796,00**

### Mirror

550 x 750 x 50/155 mm  
with lighting, 1 switch  
Fastening set included  
for combination with glass shelf  
A302 and socket A256



**A304 55 CT**

**731,00**

### Glass shelf

1200 x 8 x 120 mm  
Fastening set included  
for combination with mirror 120 cm  
and socket A256



**A302 12 00**

**206,00**

### Glass shelf

800 x 8 x 120 mm  
Fastening set included  
for combination with mirror 80 cm  
and socket A256



**A302 80 00**

**156,00**

### Glass shelf

550 x 8 x 120 mm  
Fastening set included  
for combination with mirror 55 cm  
and socket A256



**A302 55 00**

**130,00**

*For made to measure countertops please use order form in the appendix to the price list*

# Sanitaryware and Bathroom Furniture Price List No. 8 - 2009

## Collection Memento Furniture programme

€uro

Registered design

### Socket element

IP 44, Fastening set included



Socket for 550 mm mirror and glass shelf

**A256 01 CT**

**105,00**



Socket can be installed on left or right  
Socket element for all other mirrors and glass shelves

**A256 02 CT**

**167,00**

### Unit on casters

450 x 585 x 415 mm



hinges on left  
1 door, 1 drawer, 1 towel holder on left, 2 lockable castors

**A268 00 CT**

**984,00**

hinges on right  
1 door, 1 drawer, 1 towel holder on right, 2 lockable castors

**A268 01 CT**

**984,00**

### Shelves

280 x 840 x 205 mm  
wall-mounted  
3 wooden shelves  
Fastening set included



**A267 00 CT**

**516,00**

### Tall cabinet

400 x 1640 x 350 mm  
wall-mounted, 2 doors, 2 drawers,  
1 drawer inside, 2 glass shelves,  
top, 1 wooden shelf, bottom, 2 long acrylic boxes  
Fastening set included



hinges on left  
**A266 00 CT**

**1.410,00**

hinges on right  
**A266 01 CT**

**1.410,00**

*For made to measure countertops please use order form in the appendix to the price list*

# Sanitaryware and Bathroom Furniture Price List No. 8 - 2009

## Furniture programme Loop

€uro

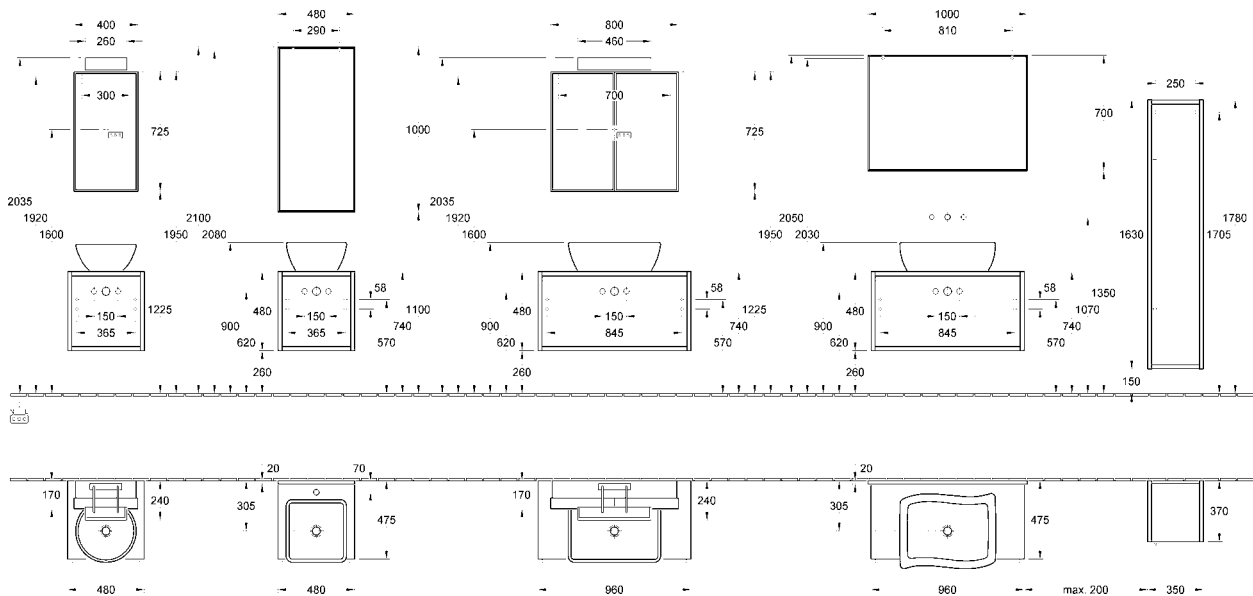
Registered design

### Front colours

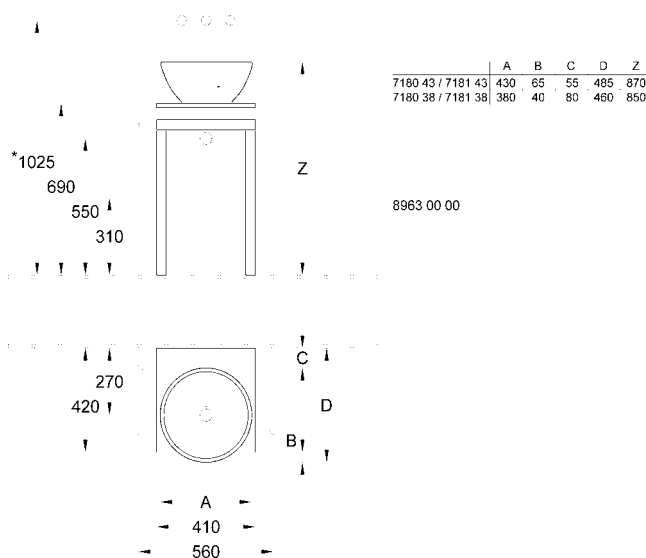
DL Wave maple wood veneer  
DM Glass matt

Front: frosted glass, single pane safety glass or Wave real maple veneer  
Body: lacquered, white matt  
Washbasin countertop: 2 mm and grip handle: silver-anodised aluminium

Body: chipboard maple-wood veneered  
Glass countertop: matt, single pane safety glass 15 mm  
Glass shelf: matt, single pane safety glass 8 mm  
Washbasin console and towel holder: anodized aluminium



220 - 240 V mains connection, loose (protection sherps of country, regulation 601-02-01)  
Please note: Observe the protection sherps of the country in question. Leave electrical connections to an expert.



XX = Front colour codes to be indicated  
DL = Wave maple wood veneer  
DM = Glass matt



# Sanitaryware and Bathroom Furniture Price List No. 8 - 2009

## Furniture programme Loop

€uro

Registered design

The washbasins are to be ordered separately.

### Vanity unit

960 x 480 x 475 mm  
for wall-mounted washbasin mixer  
wall-mounted  
1 pull-out compartment, inside -  
2 swivel metal trays  
Fastening set included  
for surface-mounted washbasins  
NewWave LOOP & FRIENDS,  
for surface mounted-washbasins  
LOOP & FRIENDS, max. depth  
430mm



**A247 00 XX**

DL, DM

**1.039,00**

### Vanity unit

960 x 480 x 475 mm  
for 1-hole tall pillar tap fittings  
wall-mounted  
1 pull-out compartment, inside -  
2 swivel metal trays  
Fastening set included  
for surface-mounted washbasins  
LOOP & FRIENDS 6167, 7186,  
7187 - 380mm depth



**A247 20 XX**

**1.039,00**

### Vanity unit

480 x 480 x 475 mm  
for 1-hole tall pillar tap fittings  
wall-mounted  
1 pull-out compartment  
Fastening set included  
for surface-mounted washbasins  
LOOP & FRIENDS 7180, 7181,  
7187 - 380mm depth




**A247 10 XX**

**845,00**

### Furniture frame

410/560 x 690 x 420 mm  
without tap hole  
Glass countertop, 1 glass shelf  
Fastening set included  
for surface-mounted washbasins  
7180/7181 43, 7180/7181 38  
Installation only with unclosable  
outlet valve or hand-operated  
Hansgrohe valve art.no. 50101.  
Take submerged pipe 120 mm into  
account.



**8963 00 00**

**1.058,00**

### Mirror

1000 x 700 x 20 mm  
Fastening set included



**A249 00 00**

**366,00**

### Mirror

480 x 1000 x 20 mm  
Fastening set included



**A249 10 00**

**304,00**

### Tall cabinet

350 x 1630 x 370 mm  
wall-mounted, for assembly with  
hinges on left or right as required, 1  
door, 4 glass shelves  
Fastening set included



**A250 00 DL**

**874,00**



**A250 10 DM**

**874,00**

DL, DM









XX = Front colour codes to be indicated  
DL = Wave maple wood veneer  
DM = Glass matt

# Sanitaryware and Bathroom Furniture Price List No. 8 - 2009







## Edition Loop Furniture programme

### Overview - Vanity units for Surface mounted washbasins Loop & Friends

Registered design

		 For wall-mounted washbasin mixer, washbasin on the middle  960 x 480 x 475 mm <b>A247 00 XX</b>	 For tall pillar tap fittings, tap hole and washbasin on the middle  960 x 480 x 475 mm <b>A247 20 XX</b>	 For tall pillar tap fittings, tap hole and washbasin on the middle  480 x 480 x 475 mm <b>A247 10 XX</b>
	5190 60 XX 5190 61 XX	<b>X</b>		
	600 x 455 mm			
	6167 00 XX 6167 01 XX	<b>X</b>	<b>X</b>	
	580 x 380 mm			
	7187 00 XX 7187 01 XX		<b>X</b>	<b>X</b>
	380 x 380 mm			
	7187 10 XX 7187 11 XX	<b>X</b>		
	430 x 430 mm			
	7180 38 XX 7181 38 XX			<b>X</b>
	Ø 380 mm			
	7180 43 XX 7181 43 XX	<b>X</b>		
	Ø 430 mm			
	7186 00 XX 7181 43 XX		<b>X</b>	
	530 x 380 mm			
	7186 10 XX 7186 11 XX	<b>X</b>		
	600 x 430 mm			



# Sanitaryware and Bathroom Furniture Price List No. 8 - 2009

<b>Editorials</b>		<i>to be discontinued</i>			Euro					pcs/ pal.	kg/ pc.	
ceramicplus included in price		Article no.			white (alpin)		star white Basic colours	Matt colours Colorline				
Registered design												
	<b>Bidet</b> 385 x 590 mm  wall-mounted incl. mounting set With fastening set for concealed fastening	<b>7443</b>	<b>B0</b>	<b>XX</b>	674,00		674,00	-			10	20,7
	<b>Fastening frame</b> (optional)	<b>9953</b>	<b>00</b>	<b>00</b>	95,00						50	4,9
	<b>Fastening set</b> (optional)	<b>9961</b>	<b>00</b>	<b>00</b>	19,00						40	0,3
	<b>Bidet</b> 385 x 560 mm  floor-standing incl. mounting set Fastening set included	<b>7444</b>	<b>00</b>	<b>XX</b>	661,00		661,00	-			18	24,3
	<b>Washdown WC</b> 390 x 595 mm wall-mounted Horizontal outlet With fastening set for concealed fastening	<b>6665</b>	<b>B0</b>	<b>XX</b>	789,00		789,00	-			12	26,0
	<b>WC-seat and cover</b> With chrome hinges	<b>8879</b>	<b>61</b>	<b>XX</b>	182,00		201,00	-			80	3,5
	<b>Fastening frame</b> (optional)	<b>9953</b>	<b>00</b>	<b>00</b>	95,00						50	4,9
	<b>Fastening set</b> (optional)	<b>9961</b>	<b>00</b>	<b>00</b>	19,00						40	0,3
	<b>Washdown WC for close-coupled WC-suite</b> 380 x 710 mm floor-standing close to the wall Horizontal outlet With fastening set for concealed fastening	<b>6666</b>	<b>10</b>	<b>XX</b>	779,00		779,00	-			9	38,5
	<b>Vario drainbend</b> For vertical outlet  160 - 250 mm	<b>8701</b>	<b>00</b>	<b>00</b>	56,00						100	0,7
	70 - 160 mm	<b>8711</b>	<b>00</b>	<b>00</b>	56,00						100	0,7
	<b>Cistern</b> water inlet from the sides or rear flushing mechanism with DUO water-saving button chrome	<b>7722</b>	<b>11</b>	<b>XX</b>	552,00		552,00	-			21	18,7
	<b>WC-seat and cover</b> With chrome hinges	<b>8879</b>	<b>61</b>	<b>XX</b>	182,00		201,00	-			80	3,5

**Editorials to match Liaison, Nagano, Pure Basic, Memento and Loop.**

XX = Colour code to be indicated  
R1 = white alpin ceramicplus R2 = star white ceramicplus  
Matt colours Colorline = edelweiss ceramicplus S3







# Sanitaryware and Bathroom Furniture Price List No. 8 - 2009

<b>Editionals</b>		<i>to be discontinued</i>			Euro					pcs/ pal.	kg/ pc.	
ceramicplus included in price		Article no.			white (alpin)		star white Basic colours	Matt colours Colorline				
Registered design												
 <p><i>We recommend the urinal from Bellevue for use with Editionals</i></p> 	<b>Bellevue Siphonic urinal</b> 310 x 535 x 380 mm concealed inlet and outlet With fastening set for concealed fastening	<b>5564</b>	<b>01</b>	<b>XX</b>	605,00		605,00	792,00			20	16,1
	<b>Cover</b> with Soft Closing hinges With chrome hinges	<b>98M3</b>	<b>S1</b>	<b>XX</b>	272,00		300,00	354,00			128	2,0
	<b>Concealed waste unit</b> Horizontal outlet Flush volume 0,8 litres (optional)	<b>9326</b>	<b>00</b>	<b>00</b>	51,00						150	0,5
	<b>Water-inlet connector</b> (optional)	<b>9933</b>	<b>00</b>	<b>00</b>	28,00						150	0,5

**Editionals to match Liaison, Nagano, Pure Basic, Memento and Loop.**
















XX = Colour code to be indicated  
 R1 = white alpin ceramicplus R2 = star white ceramicplus  
 Matt colours Colorline = edelweiss ceramicplus S3

## Sanitaryware and Bathroom Furniture Price List No. 8 - 2009

Collection Amadea		Article no.		Euro				pcs/ pal.	kg/ pc.
				white (alpin)	pergamon	star white Basic colours	Matt colours Colorline		
<b>ceramicplus</b> included in price Registered design									
	<b>Vanity washbasin</b> Furniture programme Amadea to match								
	1000 x 530 mm ○ ○ 1000 x 530 mm ○○○ ○	<b>7140 10 XX</b> <b>7140 A1 XX</b>	1.350,00 1.350,00	1.350,00 1.350,00	1.350,00 1.350,00	1.795,00 1.795,00	6 6	26,0 26,0	
	<b>Ceramic leg</b> Fastening set included (please order 2)	<b>7201 50 XX</b>	222,00	222,00	222,00	277,00	36	4,5	
	<b>Trap cover</b>	<b>7284 00 XX</b>	427,00	427,00	427,00	553,00	60	6,5	
	<b>Fixing bracket</b> Only in conjunction with trap cover 7284 00 XX (also required)	<b>9208 28 00</b>	32,00				80	0,3	
	<b>Washbasin</b> Only attached to pedestal								
	750 x 570 mm ○ ○ 750 x 570 mm ○○○ ○	<b>7185 75 XX</b> <b>7185 A1 XX</b>	985,00 985,00	985,00 985,00	985,00 985,00	1.304,00 1.304,00	8 8	17,5 17,0	
	<b>Pedestal</b> Fastening set and clamping device for free- standing installation included	<b>7285 00 XX</b>	555,00	555,00	555,00	725,00	16	13,1	
	<b>Mounting set</b> For inlet and outlet through pedestal 7285 00 XX (Please note that underfloor heating should not be laid in the installation area) (optional)	<b>8727 00 00</b>	216,00				100	10,0	
	<b>Washbasin</b>								
	750 x 580 mm ○ ○ 750 x 580 mm ○○○ ○	<b>7A85 75 XX</b> <b>7A85 A1 XX</b>	1.007,00 1.007,00	1.007,00 1.007,00	1.007,00 1.007,00	1.333,00 1.333,00	10 8	20,6 22,4	
	<b>Pedestal</b>	<b>7285 50 XX</b>	469,00	469,00	469,00	610,00	16	13,1	
	<b>Trap cover</b>	<b>7284 00 XX</b>	427,00	427,00	427,00	553,00	60	6,5	
	<b>Built-in washbasin</b> Incl. template								
	635 x 525 mm ○ ○ 635 x 525 mm ○○○ ○	<b>6198 63 XX</b> <b>6198 A1 XX</b>	773,00 773,00	773,00 773,00	773,00 773,00	1.018,00 1.018,00	15 15	15,0 14,0	
	<b>Handwashbasin</b>								
	500 x 410 mm ○ ○ 500 x 410 mm ○○○ ○	<b>7385 50 XX</b> <b>7385 A1 XX</b>	605,00 605,00	605,00 605,00	605,00 605,00	792,00 792,00	48 48	9,6 10,3	
	<b>Trap cover</b> Fastening set with fast inspection closure included.	<b>7215 00 XX</b>	427,00	427,00	427,00	553,00	56	4,4	
		<b>Shelf</b> Fastening set included Metal covers in chrome							
	700 x 180 mm 500 x 170 mm	<b>7887 61 XX</b> <b>7885 61 XX</b>	275,00 235,00	275,00 235,00	275,00 235,00	349,00 295,00	48 48	5,0 3,5	



XX = Colour code to be indicated  
R1 = white alpin ceramicplus R3 = pergamon ceramicplus R2 = star white ceramicplus  
Matt colours Colorline = edelweiss ceramicplus S3

# Sanitaryware and Bathroom Furniture Price List No. 8 - 2009

Collection Amadea ceramicplus included in price Registered design		Article no.		Euro				pcs/ pal.	kg/ pc.	
				white (alpin)	pergamon	star white Basic colours	Matt colours Colorline			
	<b>Bidet</b> wall-mounted With fastening set for concealed fastening									
	390 x 645 mm  	<b>7E86</b>	<b>B0</b>	<b>XX</b>	1.173,00	1.173,00	1.173,00	1.556,00	10	21,6
	390 x 645 mm    	<b>7E86</b>	<b>B1</b>	<b>XX</b>	1.173,00	1.173,00	1.173,00	1.556,00	10	22,0
	<b>Fastening frame</b> (optional)	<b>9953</b>	<b>00</b>	<b>00</b>	95,00				50	4,9
	<b>Fastening set</b> (optional)	<b>9961</b>	<b>00</b>	<b>00</b>	19,00				40	0,3
	<b>Siphon</b> with extension piece (optional)	<b>9208</b>	<b>72</b>	<b>00</b>	45,00				1	0,5
	<b>Bidet</b> floor-standing With fastening set for concealed fastening									
	385 x 650 mm  	<b>7485</b>	<b>00</b>	<b>XX</b>	880,00	880,00	880,00	1.162,00	6	22,3
	385 x 650 mm    	<b>7485</b>	<b>A1</b>	<b>XX</b>	880,00	880,00	880,00	1.162,00	16	23,1
	<b>Washdown WC</b> 365 x 645 mm wall-mounted Horizontal outlet With fastening set for concealed fastening	<b>7C96</b>	<b>B0</b>	<b>XX</b>	1.286,00	1.286,00	1.286,00	1.708,00	10	24,5
	<b>WC-seat and cover</b> With chrome hinges	<b>8810</b>	<b>61</b>	<b>XX</b>	215,00	237,00	237,00	280,00	120	3,3
	With noble brass hinges	<b>8810</b>	<b>66</b>	<b>XX</b>	294,00	316,00	316,00	359,00	120	3,3
	<b>Fastening frame</b> (optional)	<b>9953</b>	<b>00</b>	<b>00</b>	95,00				50	4,9
	<b>Fastening set</b> (optional)	<b>9961</b>	<b>00</b>	<b>00</b>	19,00				40	0,3

XX = Colour code to be indicated  
R1 = white alpin ceramicplus R3 = pergamon ceramicplus R2 = star white ceramicplus  
Matt colours Colorline = edelweiss ceramicplus S3

# Sanitaryware and Bathroom Furniture Price List No. 8 - 2009

Collection Amadea		Article no.		Euro				pcs/ pal.	kg/ pc.
				white (alpin)	pergamon	star white Basic colours	Matt colours Colorline		
<b>ceramicplus</b> included in price Registered design									
	<b>Washdown WC for close-coupled WC-suite</b> 365 x 700 mm floor-standing Horizontal outlet With fastening set for concealed fastening	<b>7695</b>	<b>10 XX</b>	1.247,00	1.247,00	1.247,00	1.656,00	6	29,0
	<b>Vario drainbend</b> For vertical outlet  150 - 220 mm	<b>8701</b>	<b>00 00</b>	56,00				100	0,7
	80 - 150 mm	<b>8711</b>	<b>00 00</b>	56,00				100	0,7
	<b>Cistern</b> rear water inlet flushing mechanism with DUO water-saving button chrome	<b>7795</b>	<b>11 XX</b>	623,00	623,00	623,00	765,00	27	18,5
	noble brass	<b>7795</b>	<b>16 XX</b>	674,00	674,00	674,00	816,00	8	18,5
	<b>WC-seat and cover</b> With chrome hinges	<b>8810</b>	<b>61 XX</b>	215,00	237,00	237,00	280,00	120	3,3
	With noble brass hinges	<b>8810</b>	<b>66 XX</b>	294,00	316,00	316,00	359,00	120	3,3
 <b>Bathtub</b> This bathtub can be fitted with Whirlpool systems. BA190AMD2V 1900 x 900 mm BA180AMD2V 1800 x 800 mm									
<i>Further information is to be found in the Wellness price list.</i>									

XX = Colour code to be indicated  
 R1 = white alpin ceramicplus R3 = pergamon ceramicplus R2 = star white ceramicplus  
 Matt colours Colorline = edelweiss ceramicplus S3

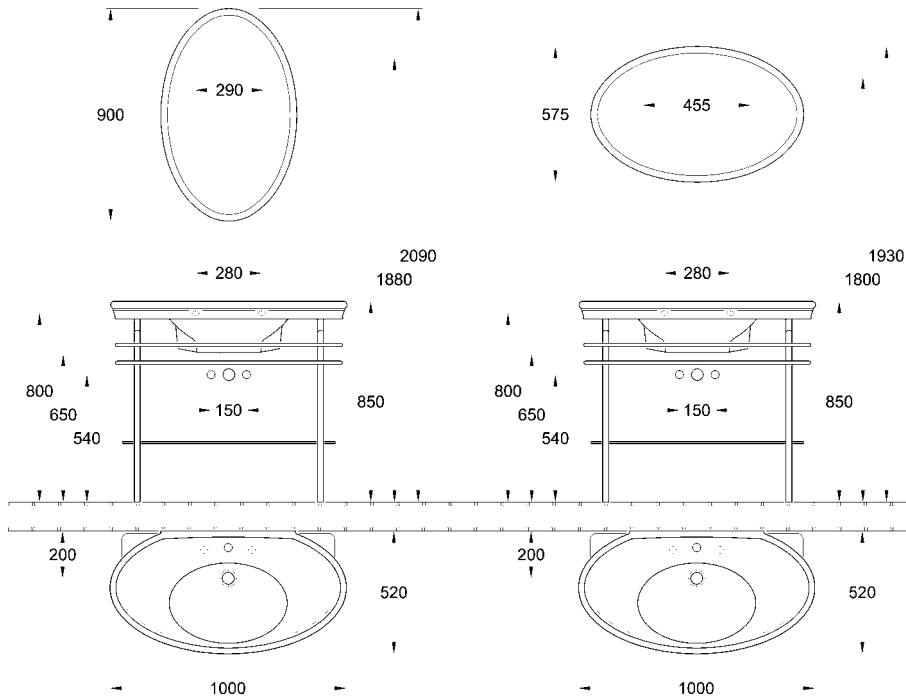
# Sanitaryware and Bathroom Furniture Price List No. 8 - 2009

## Collection Amadea Furniture programme

€uro

Registered design

Furniture frame: matt stainless steel  
Glass shelf: single pane safety glass



### Furniture frame

960 x 810 x 500 mm  
1 glass shelf  
Fastening set included  
for vanity washbasins 7140 10/A1



8697 00 00

1.183,00

### Mirror

575 x 900 mm  
can be attached horizontally or  
vertically  
Fastening set included



8643 00 00

278,00







8643 00 00

278,00






# Sanitaryware and Bathroom Furniture Price List No. 8 - 2009

Collection Bellevue		Article no.	Euro					pcs/ pal.	kg/ pc.
			white (alpin)	star white Basic colours	Matt colours Colorline	Décor			
 <p><b>Vanity washbasin</b> Furniture programme Bellevue to match</p> <p>1000 x 550 mm ○○○○ ○</p> <p>1000 x 550 mm ○○○○ ○</p> <p>1000 x 550 mm ○○○○ ○</p> <p>Incl. waste outlet valve with integral overflow</p> <p><b>Pedestal</b></p> <p><b>Trap cover</b> Fastening set included</p>	<b>5168 10 XX</b>	971,00	971,00	1.285,00	1.077,00	8	30,0		
	<b>5168 A1 XX</b>	971,00	971,00	1.285,00	1.077,00	8	30,0		
	<b>5168 V1 XX</b>	1.038,00	1.038,00	1.352,00	1.144,00	8	31,0		
	<b>5260 00 XX</b>	340,00	340,00	436,00	-	20	16,6		
	<b>5261 00 XX</b>	290,00	290,00	369,00	-	28	12,2		
 <p><b>Washbasin</b> Furniture programme Bellevue to match</p> <p>750 x 550 mm ○○○○ ○</p> <p>750 x 550 mm ○○○○ ○</p> <p>750 x 550 mm ○○○○ ○</p> <p>Incl. waste outlet valve with integral overflow</p> <p>650 x 505 mm ○○○○ ○</p> <p>650 x 505 mm ○○○○ ○</p> <p>650 x 505 mm ○○○○ ○</p> <p>Incl. waste outlet valve with integral overflow</p> <p><b>Pedestal</b></p> <p><b>Trap cover</b> Fastening set included</p>	<b>5164 75 XX</b>	618,00	618,00	810,00	724,00	7	25,0		
	<b>5164 A7 XX</b>	618,00	618,00	810,00	724,00	10	25,0		
	<b>5164 V7 XX</b>	685,00	685,00	877,00	791,00	7	24,5		
	<b>5164 65 XX</b>	535,00	535,00	698,00	641,00	15	20,2		
	<b>5164 A6 XX</b>	535,00	535,00	698,00	641,00	15	20,2		
	<b>5164 V6 XX</b>	602,00	602,00	765,00	708,00	15	21,0		
	<b>5260 00 XX</b>	340,00	340,00	436,00	-	20	16,6		
<b>5261 00 XX</b>	290,00	290,00	369,00	-	28	12,2			
 <p><b>Built-in washbasin</b> Furniture programme Bellevue to match</p> <p>650 x 500 mm ○○○○ ○</p> <p>Incl. template</p> <p>650 x 500 mm ○○○○ ○</p> <p>Incl. template</p> <p>650 x 500 mm ○○○○ ○</p> <p>Incl. template</p> <p>Incl. waste outlet valve with integral overflow</p>	<b>5165 65 XX</b>	582,00	582,00	762,00	-	10	18,7		
	<b>5165 A6 XX</b>	582,00	582,00	762,00	-	10	18,0		
	<b>5165 V6 XX</b>	649,00	649,00	829,00	-	10	18,2		
 <p><b>Handwashbasin</b> 500 x 400 mm ○○○○ ○</p> <p>Furniture programme Bellevue to match</p> <p><b>Trap cover</b> Fastening set included</p>	<b>5364 50 XX</b>	442,00	442,00	573,00	-	24	13,5		
	<b>5262 00 XX</b>	290,00	290,00	369,00	-	40	10,7		

**Decor U8 is manufactured to order. Please enquire about delivery times when ordering.**

XX = Colour code to be indicated  
 R1 = white alpin ceramicplus R2 = star white ceramicplus  
 Matt colours Colorline = edelweiss ceramicplus S3  
 Décor = star white Art Déco ceramicplus U8





# Sanitaryware and Bathroom Furniture Price List No. 8 - 2009

Collection Bellevue ceramicplus included in price Registered design		Article no.		Euro					pcs/ pal.	kg/ pc.
				white (alpin)	star white Basic colours	Matt colours Colorline	Décor			
 <p><b>Bidet</b> wall-mounted 375 x 590 mm ○ ○ With fastening set for concealed fastening</p> <p>375 x 590 mm ○ ○ Incl. waste outlet valve with integral overflow With fastening set for concealed fastening</p> <p><b>Bidet seat</b></p> <p><b>Fastening frame</b> (optional)</p> <p><b>Fastening set</b> (optional)</p>	<b>5464</b>	<b>00</b>	<b>XX</b>	729,00	729,00	959,00	-	8	23,0	
	<b>5464</b>	<b>V1</b>	<b>XX</b>	796,00	796,00	1.026,00	-	13	22,0	
	<b>98M4</b>	<b>00</b>	<b>XX</b>	145,00	160,00	189,00	-	128	1,4	
	<b>9953</b>	<b>00</b>	<b>00</b>	95,00				50	4,9	
	<b>9961</b>	<b>00</b>	<b>00</b>	19,00				40	0,3	
 <p><b>Bidet</b> floor-standing, close to the wall 375 x 560 mm ○ ○ ○ ○ incl. mounting set With fastening set for concealed fastening</p> <p>375 x 560 mm ○ ○ ○ ○ Incl. waste outlet valve with integral overflow incl. mounting set With fastening set for concealed fastening</p> <p><b>Bidet seat</b></p> <p><b>Siphon</b> with extension piece (optional)</p>	<b>5465</b>	<b>00</b>	<b>XX</b>	633,00	633,00	830,00	-	10	26,0	
	<b>5465</b>	<b>V1</b>	<b>XX</b>	700,00	700,00	897,00	-	13	25,0	
	<b>98M4</b>	<b>00</b>	<b>XX</b>	145,00	160,00	189,00	-	128	1,4	
	<b>9208</b>	<b>72</b>	<b>00</b>	45,00				1	0,5	
 <p><b>Washdown WC</b> 375 x 590 mm wall-mounted Horizontal outlet With fastening set for concealed fastening</p> <p><b>WC-seat and cover</b> with Quick Release and Soft Closing hinges With chrome hinges</p> <p><b>Fastening frame</b> (optional)</p> <p><b>Fastening set</b> (optional)</p>	<b>5664</b>	<b>10</b>	<b>XX</b>	698,00	698,00	918,00	-	13	29,0	
	<b>98M2</b>	<b>S1</b>	<b>XX</b>	272,00	300,00	354,00	-	128	3,5	
	<b>9953</b>	<b>00</b>	<b>00</b>	95,00				50	4,9	
	<b>9961</b>	<b>00</b>	<b>00</b>	19,00				40	0,3	

**Decor U8 is manufactured to order. Please enquire about delivery times when ordering.**

XX = Colour code to be indicated  
R1 = white alpin ceramicplus R2 = star white ceramicplus  
Matt colours Colorline = edelweiss ceramicplus S3  
Décor = star white Art Déco ceramicplus U8


# Sanitaryware and Bathroom Furniture Price List No. 8 - 2009

Collection Bellevue		Article no.		Euro					pcs/ pal.	kg/ pc.			
				white (alpin)	star white Basic colours	Matt colours Colorline	Décor						
	<b>Washdown WC</b> 375 x 560 mm floor-standing close to the wall Horizontal outlet Fastening set included	<b>5665</b>	<b>10</b>	<b>XX</b>	633,00		633,00	830,00	-		9	28,5	
	<b>Vario drainbend</b> For vertical outlet  For installation close to the wall: 165 mm	<b>8701</b>	<b>00</b>	<b>00</b>	56,00							100	0,7
	For installation at 90 mm from wall: 165 - 255 mm	<b>8701</b>	<b>00</b>	<b>00</b>	56,00							100	0,7
	For installation at 90 mm from wall: 70 - 150 mm	<b>8711</b>	<b>00</b>	<b>00</b>	56,00							100	0,7
	<b>WC-seat and cover</b> with Quick Release and Soft Closing hinges With chrome hinges	<b>98M2</b>	<b>S1</b>	<b>XX</b>	272,00		300,00	354,00	-		128	3,5	
	<b>Washdown WC for close-coupled WC-suite</b> 375 x 710 mm floor-standing close to the wall Horizontal outlet Fastening set included	<b>5666</b>	<b>10</b>	<b>XX</b>	773,00		773,00	1.018,00	-		9	37,0	
	<b>Vario drainbend</b> For vertical outlet  200 - 280 mm	<b>8701</b>	<b>00</b>	<b>00</b>	56,00							100	0,7
	110 - 210 mm	<b>8711</b>	<b>00</b>	<b>00</b>	56,00							100	0,7
	<b>Cistern</b> water inlet from the sides or rear flushing mechanism with DUO water-saving button chrome	<b>5764</b>	<b>11</b>	<b>XX</b>	549,00		549,00	665,00	-			32	19,3
	<b>WC-seat and cover</b> with Quick Release and Soft Closing hinges With chrome hinges	<b>98M2</b>	<b>S1</b>	<b>XX</b>	272,00		300,00	354,00	-			128	3,5
	<b>Siphonic urinal</b> 310 x 535 x 380 mm concealed inlet and outlet With fastening set for concealed fastening	<b>5564</b>	<b>01</b>	<b>XX</b>	605,00		605,00	792,00	-		20	16,1	
	<b>Cover</b> with Soft Closing hinges With chrome hinges	<b>98M3</b>	<b>S1</b>	<b>XX</b>	272,00		300,00	354,00	-		128	2,0	
	 <b>Concealed waste unit</b> Horizontal outlet Flush volume 0,8 litres (optional)	<b>9326</b>	<b>00</b>	<b>00</b>	51,00							150	0,5
	<b>Water-inlet connector</b> (optional)	<b>9933</b>	<b>00</b>	<b>00</b>	28,00							150	0,5

**Decor U8 is manufactured to order. Please enquire about delivery times when ordering.**

XX = Colour code to be indicated  
 R1 = white alpin ceramicplus R2 = star white ceramicplus  
 Matt colours Colorline = edelweiss ceramicplus S3  
 Décor = star white Art Déco ceramicplus U8

# Sanitaryware and Bathroom Furniture Price List No. 8 - 2009

Collection Bellevue ceramicplus included in price Registered design	Article no.	Euro					pcs/ pal.	kg/ pc.
		white (alpin)	star white Basic colours	Matt colours Colorline	Décor			
 <p><b>Bathtub</b>            BA200BEL2MFV            2000 x 1000 mm            free-standing            BA200BEL2MHV            2000 x 1000 mm            freestanding with wooden support            BA200BEL2V            2000 x 1000 mm            suitable for built-in installation            This bathtub can be fitted with Whirlpool systems.            BA200BEL2MLV            2000 x 1000 mm            corner model, left            This bathtub can be fitted with Whirlpool systems.            BA200BEL2MRV            2000 x 1000 mm            corner model, right            This bathtub can be fitted with Whirlpool systems.            BA200BEL2MNV            2000 x 1000 mm            alcove version            This bathtub can be fitted with Whirlpool systems.            BA200BEL2MMV            2000 x 1000 mm            wall model            This bathtub can be fitted with Whirlpool systems.</p>								
	<i>Further information is to be found in the Wellness price list.</i>							

**Decor U8 is manufactured to order. Please enquire about delivery times when ordering.**

XX = Colour code to be indicated  
 R1 = white alpin ceramicplus R2 = star white ceramicplus  
 Matt colours Colorline = edelweiss ceramicplus S3  
 Décor = star white Art Déco ceramicplus U8

# Sanitaryware and Bathroom Furniture Price List No. 8 - 2009

## Collection Bellevue Furniture programme

€uro

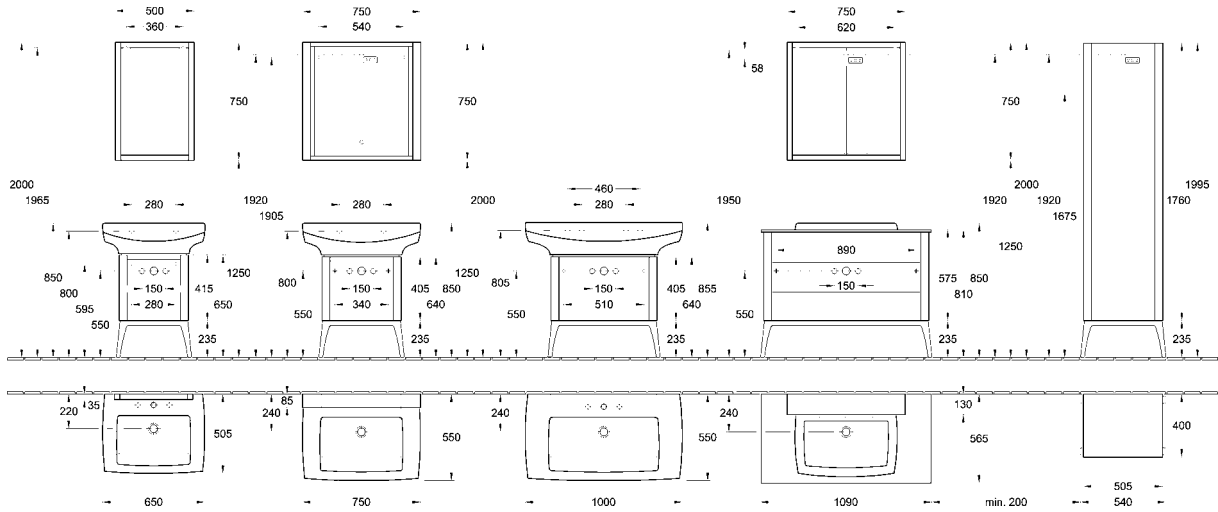
Registered design

Front, body mirror frame and trim in Linea real wood veneer

Height-adjustable base: high-gloss chrome-plated metal

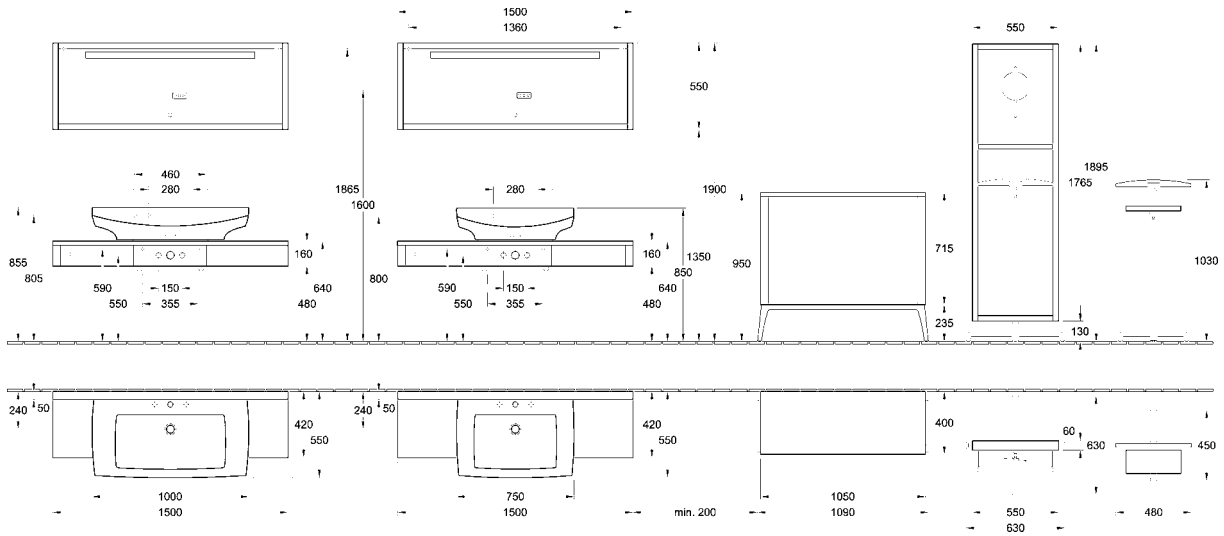
Grip handle: Chrome-plated brass

Stool: with vinyl cover, leather



220 - 240 V mains connection, loose (protection sherpes of country, regulation 601-02-01)

Please note: Observe the protection sherpes of the country in question. Leave electrical connections to an expert.



220 - 240 V mains connection, loose (protection sherpes of country, regulation 601-02-01)

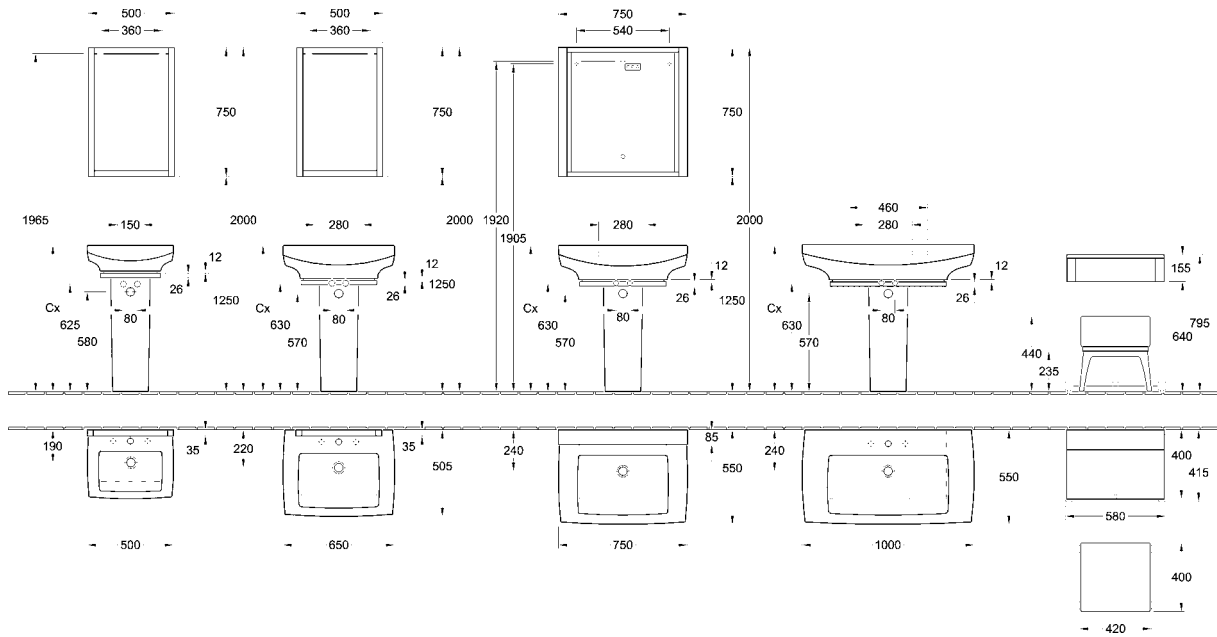
Please note: Observe the protection sherpes of the country in question. Leave electrical connections to an expert.

# Sanitaryware and Bathroom Furniture Price List No. 8 - 2009

## Collection Bellevue Furniture programme

€uro

Registered design



↓ 220 - 240 V mains connection, loose (protection sherps of country, regulation 601-02-01)  
 Please note: Observe the protection sherps of the country in question. Leave electrical connections to an expert.  
 Position pedestal to determine Cx

The washbasin is to be ordered separately.

### Recommendation 1



a) Decorative trim **A221 10 00**  
 b) Mirror **A234 00 00**

**588,00**



# Sanitaryware and Bathroom Furniture Price List No. 8 - 2009

## Collection Bellevue Furniture programme

€uro

Registered design

The washbasin is to be ordered separately.

### Recommendation 2



a) Vanity unit	A220 10 00
b) Mirror	A234 00 00
	<b>1.605,00</b>



The washbasin is to be ordered separately.

### Recommendation 3



a) Vanity unit	A220 00 00
b) Mirror cabinet	A232 01 00
c) Tall cabinet	A225 1R 00
d) Valet	A230 00 00
	<b>5.565,00</b>

The washbasin is to be ordered separately.

### Recommendation 4



a) Furniture frame	A223 00 00
b) Mirror	A224 10 00
c) Tall cabinet	A225 1R 00
d) Stool	A228 00 00
	<b>5.412,00</b>

# Sanitaryware and Bathroom Furniture Price List No. 8 - 2009

## Collection Bellevue Furniture programme

€uro

Registered design

The washbasin is to be ordered separately.

### Recommendation 5



a) Vanity unit	<b>A220 20 00</b>
b) Mirror cabinet	<b>A232 01 00</b>
c) Chest	<b>A226 00 00</b>
d) Dressing table	<b>A227 00 00</b>
e) Stool	<b>A228 00 00</b>
	<b>7.211,00</b>

The washbasin is to be ordered separately.

### Recommendation 6



a) Vanity unit	<b>A222 00 00</b>
b) Mirror	<b>A224 00 00</b>
c) Floor-standing mirror	<b>A229 00 00</b>
	<b>5.272,00</b>



# Sanitaryware and Bathroom Furniture Price List No. 8 - 2009

## Collection Bellevue Furniture programme

€uro

Registered design

The washbasins are to be ordered separately.

### Vanity unit

715 x 655 x 400 mm  
1 pull-out compartment, Height-adjustable base  
Fastening set included for vanity washbasins BELLEVUE 5168 1000 mm



A220 20 00

1.462,00

### Vanity unit

540 x 655 x 400 mm  
1 pull-out compartment, Height-adjustable base  
Fastening set included for washbasins BELLEVUE 5164 750 mm



A220 00 00

1.298,00

### Vanity unit

480 x 665 x 380 mm  
1 pull-out compartment, Height-adjustable base  
Fastening set included for BELLEVUE washbasins 5164 650 mm



A220 10 00

1.207,00

### Vanity unit

1090 x 810 x 565 mm  
Glass countertop, 2 pull-out compartments, Height-adjustable base  
Fastening set included for built-in washbasins BELLEVUE 5165 650 mm



A222 00 00

2.423,00


### Furniture frame

1500 x 175 x 420 mm  
wall-mounted  
2 drawers  
Fastening set included for vanity washbasins BELLEVUE 5168 1000 mm and for washbasins 5164 750 mm



A223 00 00

1.339,00



A223 00 00

1.339,00

### Decorative trim

675 x 40 x 400 mm  
Fastening set included for vanity washbasins BELLEVUE 5168 1000 mm



A231 00 00

221,00

### Decorative trim

505 x 40 x 400 mm  
Fastening set included for washbasins BELLEVUE 5164 750 mm



A221 20 00

203,00

### Decorative trim

440 x 40 x 380 mm  
Fastening set included for BELLEVUE washbasins 5164 650 mm



A221 10 00

190,00

### Decorative trim

345 x 40 x 300 mm  
Fastening set included for handwashbasin BELLEVUE 5364 500 mm



A221 00 00

185,00

# Sanitaryware and Bathroom Furniture Price List No. 8 - 2009

## Collection Bellevue Furniture programme

€uro

Registered design

### Chest

1090 x 950 x 400 mm  
3 pull-out compartments, Height-adjustable base  
Fastening set included



**A226 00 00**

**2.131,00**

### Mirror cabinet

750 x 750 x 145 mm  
2 doors with mirrors inside, with lighting, inside - 2 glass shelves, switch and socket  
Fastening set included



**A232 01 00**

**1.410,00**

### Mirror

1500 x 550 x 50 mm  
with lighting, soft-touch switch  
Fastening set included



**A224 10 00**

**1.210,00**

### Mirror

750 x 750 x 85 mm  
with lighting, soft-touch switch  
Fastening set included



**A224 00 00**

**1.011,00**

### Mirror

500 x 750 x 35 mm  
Fastening set included



**A234 00 00**

**398,00**

### Floor-standing mirror

630 x 1895 x 630 mm  
Pivotable, Shelf on rear, 1 height-adjustable magnifying glass, Trousers hanger and jacket stand, Height-adjustable base



**A229 00 00**

**1.838,00**



**A229 00 00**

**1.838,00**

# Sanitaryware and Bathroom Furniture Price List No. 8 - 2009

## Collection Bellevue Furniture programme

€uro

Registered design

### Tall cabinet

540 x 1995 x 400 mm  
1 door, lighting inside, 4 height-adjustable glass shelves, 1 fixed shelf, full length mirror inside, Height-adjustable base  
Fastening set included



hinges on left  
**A225 1L 00**

**2.045,00**



hinges on right  
**A225 1R 00**

**2.045,00**

### Dressing table

580 x 790 x 415 mm  
mirror-backed lid, Can be tilted, with 2 removable shelves, Height-adjustable base



**A227 00 00**

**1.390,00**



**A227 00 00**

**1.390,00**

### Stool

420 x 440 x 400 mm  
With black cover, Height-adjustable base



**A228 00 00**

**818,00**

### Valet

















480 x 1030 x 450 mm  
1 shelf, Trousers hanger and jacket stand, Height-adjustable base



**A230 00 00**










**812,00**

## Sanitaryware and Bathroom Furniture Price List No. 8 - 2009

Collection Aveo ceramicplus included in price Registered design		Article no.		Euro				pcs/ pal.	kg/ pc.
				white (alpin)	star white Basic colours	Matt colours Colorline			
	<b>Washbasin</b> 700 x 515 mm  700 x 515 mm  Incl. waste outlet valve with integral overflow	<b>7132</b>	<b>70</b>	<b>XX</b>	659,00	659,00	-	9	21,4
		<b>7132</b>	<b>V7</b>	<b>XX</b>	726,00	726,00	-	10	23,0
		<b>7283</b>	<b>00</b>	<b>XX</b>	319,00	319,00	-	36	4,5
	<b>Washbasin</b> 600 x 480 mm  600 x 480 mm  Incl. waste outlet valve with integral overflow	<b>7132</b>	<b>60</b>	<b>XX</b>	501,00	501,00	-	15	16,4
		<b>7132</b>	<b>V6</b>	<b>XX</b>	568,00	568,00	-	15	17,1
		<b>7283</b>	<b>00</b>	<b>XX</b>	319,00	319,00	-	36	4,5
	<b>Built-in washbasin</b> 630 x 460 mm  without tap hole area Incl. template incl. extended ball rod for pop-up waste Furniture programme Aveo to match	<b>7148</b>	<b>00</b>	<b>XX</b>	634,00	634,00	-	15	16,0
	<b>Surface-mounted washbasin</b> 650 x 475 mm  for wall-mounted washbasin mixers or tall pillar tap fittings without tap hole area incl. extended ball rod for pop-up waste Incl. template Fastening set included Furniture programme Aveo to match	<b>7184</b>	<b>00</b>	<b>XX</b>	629,00	629,00	-	15	16,9
	<b>Handwashbasin</b> 500 x 425 mm  <b>Trap cover</b> Siphon with low installation height incl. Fastening set included	<b>7308</b>	<b>50</b>	<b>XX</b>	416,00	416,00	-	18	13,5
		<b>7213</b>	<b>00</b>	<b>XX</b>	319,00	319,00	-	48	4,8
	<b>Shelf</b> 660 x 50 x 160 mm Fastening set included	<b>7878</b>	<b>66</b>	<b>XX</b>	246,00	246,00	-	48	5,0
	<b>Bidet</b> wall-mounted 400 x 590 mm  With fastening set for concealed fastening	<b>7411</b>	<b>00</b>	<b>XX</b>	600,00	600,00	-	10	22,7
	400 x 590 mm  Incl. waste outlet valve with integral overflow With fastening set for concealed fastening	<b>7411</b>	<b>V0</b>	<b>XX</b>	667,00	667,00	-	10	22,7
	<b>Fastening frame</b> (optional)	<b>9953</b>	<b>00</b>	<b>00</b>	95,00			50	4,9
	<b>Fastening set</b> (optional)	<b>9961</b>	<b>00</b>	<b>00</b>	19,00			40	0,3
	<b>Siphon</b> with extension piece (optional)	<b>9208</b>	<b>72</b>	<b>00</b>	45,00			1	0,5





XX = Colour code to be indicated  
R1 = white alpin ceramicplus R2 = star white ceramicplus  
Matt colours Colorline = edelweiss ceramicplus S3

# Sanitaryware and Bathroom Furniture Price List No. 8 - 2009

Collection Aveo		Article no.		Euro				pcs/ pal.	kg/ pc.
				white (alpin)	star white Basic colours	Matt colours Colorline			
ceramicplus included in price Registered design									
	<b>Bidet</b> floor-standing, close to the wall								
	410 x 560 mm    incl. mounting set With fastening set for concealed fastening	<b>7421</b>	<b>00</b>	<b>XX</b>	579,00	579,00	-	10	28,1
	410 x 560 mm    Incl. waste outlet valve with integral overflow incl. mounting set Fastening set included	<b>7421</b>	<b>V0</b>	<b>XX</b>	646,00	646,00	-	10	28,1
	<b>Siphon</b> with extension piece (optional)	<b>9208</b>	<b>72</b>	<b>00</b>	45,00			1	0,5
	<b>Washdown WC</b> 400 x 590 mm wall-mounted Horizontal outlet With fastening set for concealed fastening	<b>6612</b>	<b>10</b>	<b>XX</b>	696,00	696,00	-	10	30,0
	<b>WC-seat and cover</b> with Quick Release and Soft Closing hinges With chrome hinges	<b>9957</b>	<b>S1</b>	<b>XX</b>	256,00	282,00	-	40	3,8
	<b>Fastening frame</b> (optional)	<b>9953</b>	<b>00</b>	<b>00</b>	95,00			50	4,9
	<b>Fastening set</b> (optional)	<b>9961</b>	<b>00</b>	<b>00</b>	19,00			40	0,3
	<b>Washdown WC</b> 410 x 560 mm floor-standing close to the wall Horizontal outlet Fastening set included	<b>6613</b>	<b>10</b>	<b>XX</b>	639,00	639,00	-	10	31,5
	<b>Vario drainbend</b> For vertical outlet								
	For installation close to the wall: 150 mm	<b>8701</b>	<b>00</b>	<b>00</b>	56,00			100	0,7
	For installation at 90 mm from wall: 150 - 240 mm	<b>8701</b>	<b>00</b>	<b>00</b>	56,00			100	0,7
	For installation at 90 mm from wall: 70 - 150 mm	<b>8711</b>	<b>00</b>	<b>00</b>	56,00			100	0,7
	<b>WC-seat and cover</b> with Quick Release and Soft Closing hinges With chrome hinges	<b>9957</b>	<b>S1</b>	<b>XX</b>	256,00	282,00	-	40	3,8

XX = Colour code to be indicated  
R1 = white alpin ceramicplus R2 = star white ceramicplus  
Matt colours Colorline = edelweiss ceramicplus S3

# Sanitaryware and Bathroom Furniture Price List No. 8 - 2009

Collection Aveo ceramicplus included in price Registered design		Article no.		Euro				pcs/ pal.	kg/ pc.
				white (alpin)	star white Basic colours	Matt colours Colorline			
	<b>Washdown WC for close-coupled WC-suite</b> 410 x 720 mm floor-standing close to the wall Horizontal outlet With fastening set for concealed fastening	<b>6614</b>	<b>10</b>	<b>XX</b>	853,00	853,00	-	6	40,5
	<b>Vario drainbend</b> For vertical outlet  160 - 250 mm	<b>8701</b>	<b>00</b>	<b>00</b>	56,00			100	0,7
	70 - 170 mm	<b>8711</b>	<b>00</b>	<b>00</b>	56,00			100	0,7
	<b>Cistern</b> water inlet from the sides or rear flushing mechanism with DUO water-saving button chrome	<b>7724</b>	<b>11</b>	<b>XX</b>	627,00	627,00	-	27	16,3
	<b>WC-seat and cover</b> with Quick Release and Soft Closing hinges With chrome hinges	<b>9957</b>	<b>S1</b>	<b>XX</b>	256,00	282,00	-	40	3,8
  	<b>Siphonic urinal</b> 350 x 585 x 330 mm concealed inlet and outlet With fastening set for concealed fastening	<b>7514</b>	<b>21</b>	<b>XX</b>	670,00	670,00	880,00	16	18,3
	<b>Cover</b> with Soft Closing hinges With chrome hinges	<b>9958</b>	<b>S1</b>	<b>XX</b>	268,00	295,00	349,00	40	2,0
	<b>Concealed waste unit</b> Horizontal outlet Flush volume 0,8 litres (optional)	<b>9326</b>	<b>00</b>	<b>00</b>	51,00			150	0,5
	<b>Water-inlet connector</b> (optional)	<b>9933</b>	<b>00</b>	<b>00</b>	28,00			150	0,5
	<b>Bathtub</b> This bathtub can be fitted with Whirlpool systems. BQ194AVE9PDV- 1900 x 950 mm free-standing BQ194AVE7V- 1900 x 950 mm								

XX = Colour code to be indicated  
 R1 = white alpin ceramicplus R2 = star white ceramicplus  
 Matt colours Colorline = edelweiss ceramicplus S3

# Sanitaryware and Bathroom Furniture Price List No. 8 - 2009

## Collection Aveo Furniture programme

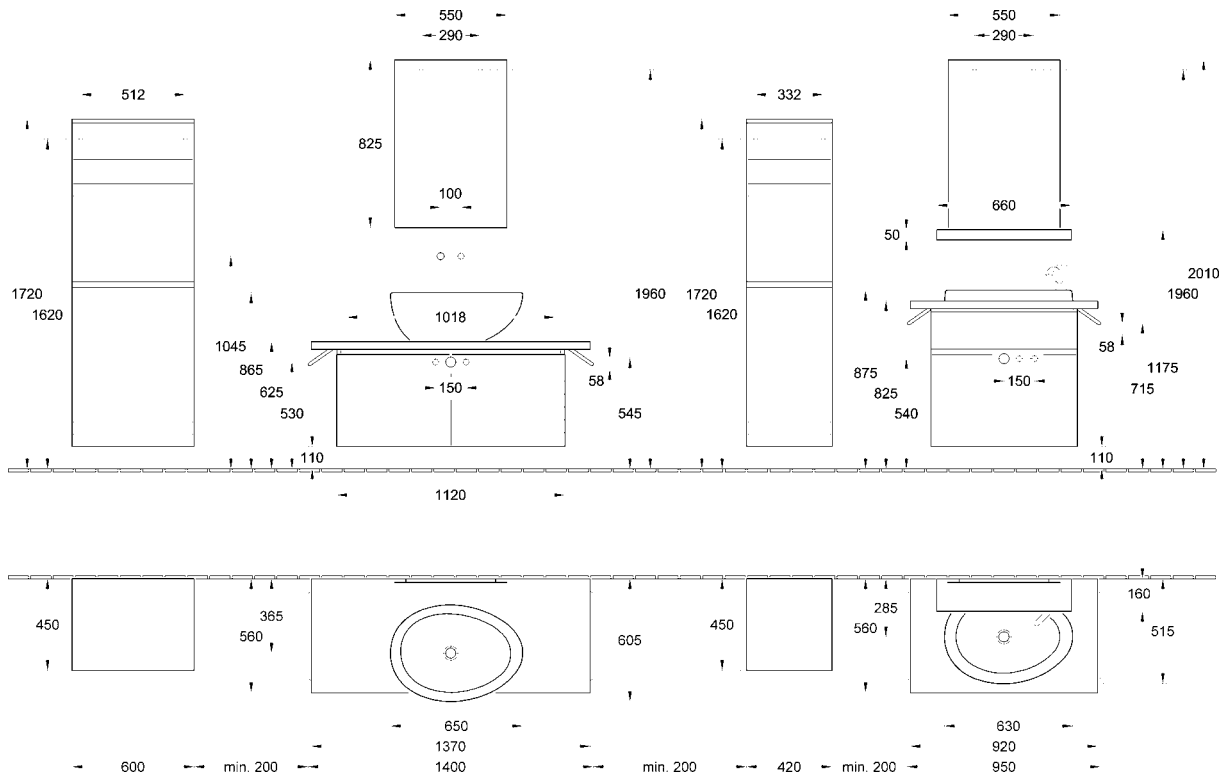
€uro

Registered design

### Front colours

- BJ Bamboo solid/veneer
- BI Walnut solid/veneer

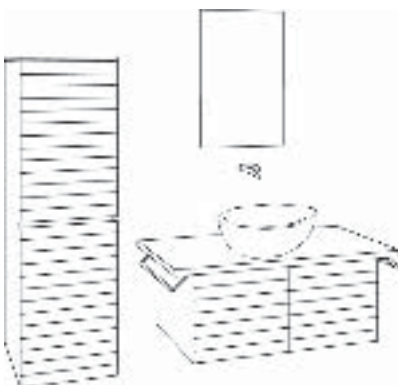
Front: bamboo or walnut solid wood like lamella  
 Body: chipboard with bamboo or walnut veneer  
 Countertop: chipboard white laminated or for tiling  
 Towel holder: stainless steel



Please note: Tiling and adhesion only with permanently elastic materials

The washbasin is to be ordered separately.

### Recommendation 1



a) Vanity unit	<b>9854 00 XX</b>
b) Countertop	<b>9856 Y1 XX</b>
c) Tall cabinet	<b>9859 00 XX</b>
d) Mirror	<b>9861 00 00</b>
BJ, BI	<b>4.416,00</b>

XX = Front colour codes to be indicated  
 BJ = Bamboo solid/veneer  
 BI = Walnut solid/veneer

# Sanitaryware and Bathroom Furniture Price List No. 8 - 2009

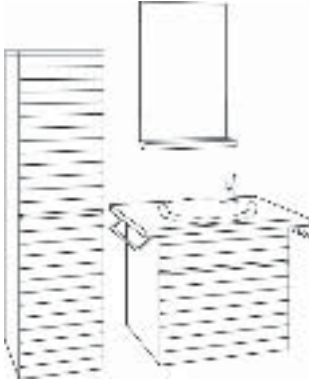
## Collection Aveo Furniture programme

€uro

Registered design

The washbasin is to be ordered separately.

### Recommendation 2



a) Vanity unit	<b>9858 00 XX</b>
b) Countertop	<b>9856 Y5 XX</b>
c) Tall cabinet	<b>9859 10 XX</b>
d) Shelf	<b>7878 66 XX</b>
e) Mirror	<b>9861 00 00</b>
BJ, BI	<b>3.975,00</b>

XX = Front colour codes to be indicated  
 BJ = Bamboo solid/veneer  
 BI = Walnut solid/veneer



# Sanitaryware and Bathroom Furniture Price List No. 8 - 2009

## Collection Aveo Furniture programme

€uro

Registered design

The washbasin is to be ordered separately.

### Vanity unit

1120 x 515 x 560 mm  
wall-mounted  
2 doors, 3 shelves  
Fastening set included  
for countertop 9856 Y1, Y2  
for surface-mounted washbasin  
7184 00



**9854 00 XX**

### Countertop

1370 x 40 x 560 mm  
for wall-mounted washbasin mixer  
2 towel holders, for vanity unit  
9854 00, for surface-mounted  
washbasin 7184 00



in white melamine  
**9856 01 XX**

countertop for tiling  
**9856 12 XX**

BJ, BI

**1.558,00**

**840,00**

**485,00**

### Countertop

1370 x 40 x 560 mm  
suitable for 1-hole tap fittings  
tap hole on right  
2 towel holders, for vanity unit  
9854 00, for surface-mounted  
washbasin 7184 00



in white melamine  
**9856 02 XX**

countertop for tiling  
**9856 12 XX**

### Vanity unit

720 x 720 x 530 mm  
wall-mounted  
1 pull-out compartment  
Fastening set included  
for countertop 9856 Y4, Y5, Y6  
for built-in washbasin 7148 00



**9858 00 XX**

BJ, BI

**840,00**

**485,00**

**1.179,00**

### Countertop

920 x 40 x 560 mm  
for wall-mounted washbasin mixer  
2 towel holders, for vanity unit  
9858 00, for built-in washbasin  
7148 00



in white melamine  
**9856 04 XX**

countertop for tiling  
**9856 14 XX**

### Countertop

920 x 40 x 560 mm  
suitable for 1-hole tap fittings  
tap hole on right  
2 towel holders, for vanity unit  
9858 00, for built-in washbasin  
7148 00



in white melamine  
**9856 05 XX**

countertop for tiling  
**9856 15 XX**

BJ, BI

**723,00**

**461,00**

**723,00**

**461,00**

XX = Front colour codes to be indicated  
BJ = Bamboo solid/veneer  
BI = Walnut solid/veneer

# Sanitaryware and Bathroom Furniture Price List No. 8 - 2009

## Collection Aveo Furniture programme

€uro

Registered design

### Countertop

920 x 40 x 560 mm  
suitable for 2-hole tap fittings  
tap holes on right  
2 towel holders, for vanity unit  
9858 00, for built-in washbasin  
7148 00



in white melamine  
**9856 06 XX**

countertop for tiling  
**9856 16 XX**

### Mirror

550 x 825 mm  
Fastening set included



**9861 00 00**

BJ, BI

**723,00**

**461,00**

**198,00**

### Tall cabinet

600 x 1610 x 450 mm  
wall-mounted, 2 doors, 1 fixed shelf  
in the middle, 2 shelves  
Fastening set included



hinges on left  
**9859 00 XX**

hinges on right  
**9859 01 XX**

### Tall cabinet

420 x 1610 x 450 mm  
wall-mounted, 2 doors, 1 fixed shelf  
in the middle, 4 shelves  
Fastening set included



hinges on left  
**9859 10 XX**

hinges on right  
**9859 11 XX**

BJ, BI

**1.820,00**










**1.820,00**

**1.629,00**

**1.629,00**




XX = Front colour codes to be indicated  
BJ = Bamboo solid/veneer  
BI = Walnut solid/veneer

# Sanitaryware and Bathroom Furniture Price List No. 8 - 2009

Collection Pure Stone		Article no.		Euro				pcs/ pal.	kg/ pc.
				white (alpin)	star white Basic colours	Matt colours Colorline			
ceramicplus included in price Registered design									
	<b>Washbasin</b> 605 x 540 mm*  can be combined with outlet and overflow fitting 9218 73 00 with chrome-plated cover for concealed overflow or a non-closable outlet valve 8798 00 61 Furniture programme Pure Stone to match  *Please note: unclosable outlet valve must be used with models without overflow	<b>5170</b>	<b>61 XX</b>	642,00		642,00	842,00		12 20,2
	<b>Overflow set</b> Made of plastic incl. chrome-plated cover for concealed overflow (optional)	<b>9218</b>	<b>73 00</b>	91,00					80 1,0
	<b>Unclosable outlet valve</b> (optional)  chrome	<b>8798</b>	<b>00 61</b>	73,00					150 0,5
	<b>Surface-mounted washbasin</b> Incl. template, Fastening set included Furniture programme Pure Stone to match  600 x 625 mm*  can be combined with outlet and overflow fitting 9218 73 00 with chrome-plated cover for concealed overflow or a non-closable outlet valve 8798 00 61	<b>5172</b>	<b>61 XX</b>	756,00		756,00	996,00		12 21,4
	600 x 625 mm*  the outlet and overflow fitting 9218 73 00 cannot be used	<b>5172</b>	<b>63 XX</b>	788,00		788,00	1.028,00		12 20,7
	535 x 540 mm*  can be combined with outlet and overflow fitting 9218 73 00 with chrome-plated cover for concealed overflow or a non-closable outlet valve 8798 00 61	<b>5172</b>	<b>51 XX</b>	651,00		651,00	854,00		12 17,2
	535 x 540 mm*  the outlet and overflow fitting 9218 73 00 cannot be used  *Please note: unclosable outlet valve must be used with models without overflow	<b>5172</b>	<b>53 XX</b>	683,00		683,00	886,00		12 17,8
	<b>Overflow set</b> Made of plastic incl. chrome-plated cover for concealed overflow (optional)	<b>9218</b>	<b>73 00</b>	91,00					80 1,0
	<b>Unclosable outlet valve</b> (optional)  chrome	<b>8798</b>	<b>00 61</b>	73,00					150 0,5
	<b>Handwashbasin</b> 450 x 380 mm*   *Please note: unclosable outlet valve must be used with models without overflow	<b>5370</b>	<b>41 XX</b>	427,00		427,00	553,00		20 10,8
	<b>Unclosable outlet valve</b> (optional)  chrome	<b>8798</b>	<b>00 61</b>	73,00					150 0,5






XX = Colour code to be indicated  
R1 = white alpin ceramicplus R2 = star white ceramicplus  
Matt colours Colorline = edelweiss ceramicplus S3, grey stone ceramicplus U9

# Sanitaryware and Bathroom Furniture Price List No. 8 - 2009

Collection Pure Stone		Article no.		Euro				pcs/ pal.	kg/ pc.		
				white (alpin)	star white Basic colours	Matt colours Colorline					
<b>ceramicplus</b> included in price Registered design											
	<b>Bidet</b> 525 x 590 mm*  wall-mounted With fastening set for concealed fastening  *Please note: unclosable outlet valve must be used with models without overflow	<b>5470</b>	<b>01</b>	<b>XX</b>	772,00		772,00	1.017,00		10	21,0
	<b>Siphon</b> with extension piece (optional)	<b>9208</b>	<b>72</b>	<b>00</b>	45,00					1	0,5
	<b>Overflow set</b> Made of plastic incl. chrome-plated cover for concealed overflow (optional)	<b>9218</b>	<b>73</b>	<b>00</b>	91,00					80	1,0
	<b>Unclosable outlet valve</b> (optional)  chrome	<b>8798</b>	<b>00</b>	<b>61</b>	73,00					150	0,5
	<b>Fastening frame</b> (optional)	<b>9953</b>	<b>00</b>	<b>00</b>	95,00					50	4,9
	<b>Fastening set</b> (optional)	<b>9961</b>	<b>00</b>	<b>00</b>	19,00					40	0,3
		<b>Washdown WC</b> 530 x 590 mm wall-mounted Horizontal outlet With fastening set for concealed fastening	<b>5670</b>	<b>10</b>	<b>XX</b>	725,00		725,00	954,00		12
<b>WC-seat and cover</b> With chrome hinges  with Quick Release and Soft Closing hinges	<b>98M1</b>	<b>S1</b>	<b>XX</b>	282,00		311,00	367,00		128	3,5	
Solid oakwood Recommended with the colour grey stone <b>ceramicplus</b> U9	<b>98M1</b>	<b>61</b>	<b>00</b>	345,00		not available in: U9			128	3,5	
<b>Fastening frame</b> (optional)	<b>9953</b>	<b>00</b>	<b>00</b>	95,00					50	4,9	
<b>Fastening set</b> (optional)	<b>9961</b>	<b>00</b>	<b>00</b>	19,00					40	0,3	

XX = Colour code to be indicated  
R1 = white alpin ceramicplus R2 = star white ceramicplus  
Matt colours Colorline = edelweiss ceramicplus S3, grey stone ceramicplus U9

# Sanitaryware and Bathroom Furniture Price List No. 8 - 2009

Collection Pure Stone		Article no.		Euro			pcs/ pal.	kg/ pc.	
				white (alpin)	star white Basic colours	Matt colours Colorline			
ceramicplus included in price Registered design									
  <i>We recommend the urinal from Aveo for use with Pure Stone</i>	<b>Aveo Siphonic urinal</b> 350 x 585 x 330 mm concealed inlet and outlet With fastening set for concealed fastening	<b>7514</b>	<b>21</b>	<b>XX</b>	670,00	not available in: U9 670,00	880,00	16	18,3
	<b>Cover</b> with Soft Closing hinges With chrome hinges	<b>9958</b>	<b>S1</b>	<b>XX</b>	268,00	295,00	349,00	40	2,0
	 <b>Concealed waste unit</b> Horizontal outlet Flush volume 0,8 litres (optional)	<b>9326</b>	<b>00</b>	<b>00</b>	51,00			150	0,5
	<b>Water-inlet connector</b> (optional)	<b>9933</b>	<b>00</b>	<b>00</b>	28,00			150	0,5
	<b>Soap dish</b> 205 x 52 x 195 mm Not available in ceramicplus	<b>5970</b>	<b>00</b>	<b>XX</b>	32,00	32,00	44,00	32	1,5
	<b>Deco stone</b> 142 x 60 x 135 mm Not available in ceramicplus	<b>5971</b>	<b>00</b>	<b>XX</b>	27,00	27,00	37,00	32	0,7
	<b>Deco stone pot</b> 155 x 60 x 135 mm Not available in ceramicplus	<b>5972</b>	<b>00</b>	<b>XX</b>	36,00	36,00	49,00	32	3,0

XX = Colour code to be indicated  
 R1 = white alpin ceramicplus R2 = star white ceramicplus  
 Matt colours Colorline = edelweiss ceramicplus S3, grey stone ceramicplus U9

# Sanitaryware and Bathroom Furniture Price List No. 8 - 2009

## Collection Pure Stone Furniture programme

€uro

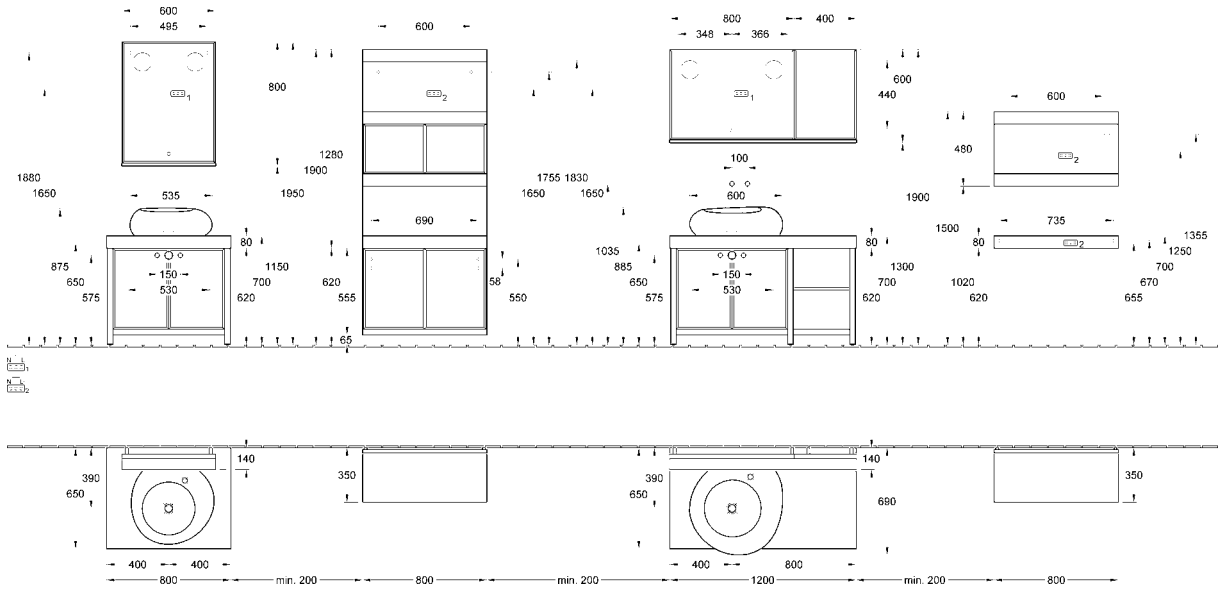
Registered design



Front: real walnut veneer, lacquered matt

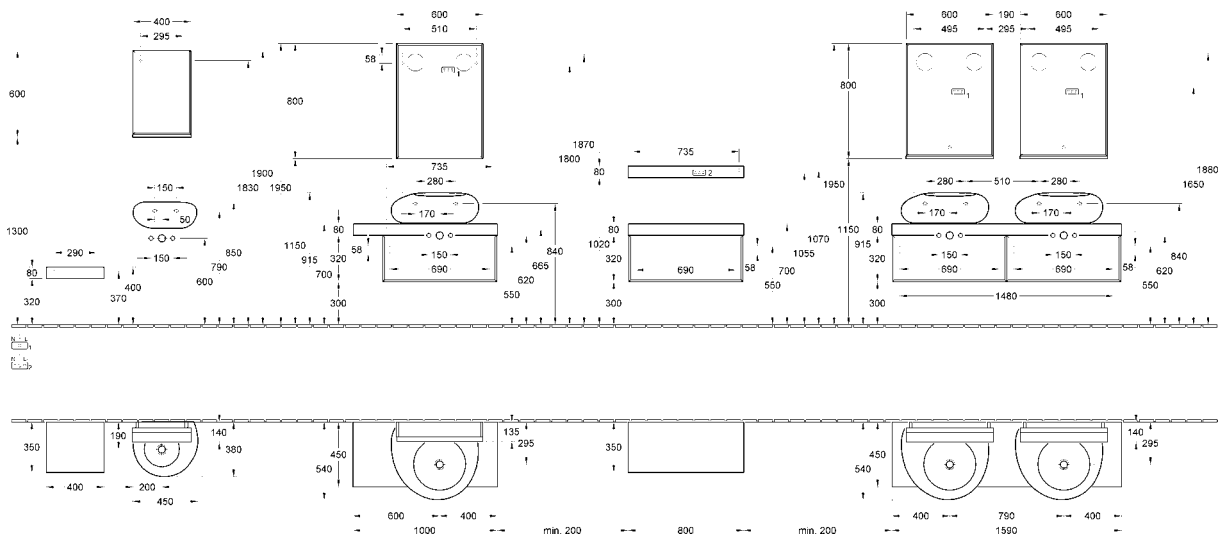
Body, support and washbasin countertop, outer shelf modules: real oak veneer, lacquered matt



Mirror frame solid walnut and real walnut veneer, lacquered matt

Vanity units with height-adjustable legs




 220 - 240 V switched main connection (protection sherpes of country, regulation 601-02-01)  

 220 - 240 V mains connection, loose (protection sherpes of country, regulation 601-02-01)  
 Please note: Observe the protection sherpes of the country in question. Leave electrical connections to an expert.




 220 - 240 V switched main connection (protection sherpes of country, regulation 601-02-01)  

 220 - 240 V mains connection, loose (protection sherpes of country, regulation 601-02-01)  
 Please note: Observe the protection sherpes of the country in question. Leave electrical connections to an expert.

# Sanitaryware and Bathroom Furniture Price List No. 8 - 2009

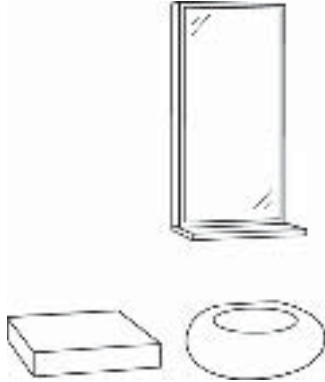
## Collection Pure Stone Furniture programme

€uro

Registered design

The washbasin is to be ordered separately.

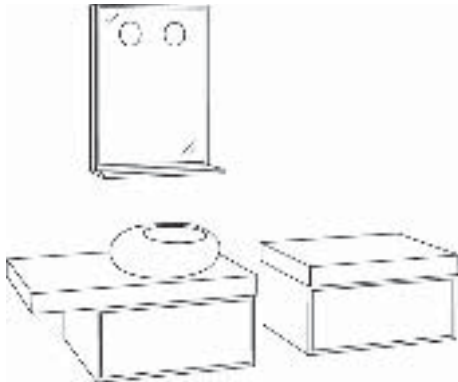
### Recommendation 1



a) Mirror	9577 10 00
b) Shelf	9583 00 00
	<b>1.061,00</b>

The washbasin is to be ordered separately.

### Recommendation 2



a) Vanity unit	9571 0R 00
b) Mirror	9577 20 00
c) Side cabinet	9581 00 00
	<b>3.233,00</b>

The washbasin is to be ordered separately.

### Recommendation 3



a) Vanity unit	9572 00 00
b) Mirror	9577 20 00
c) Shelf module	9578 00 00
d) Cabinet module	9584 00 00
	<b>5.359,00</b>

# Sanitaryware and Bathroom Furniture Price List No. 8 - 2009

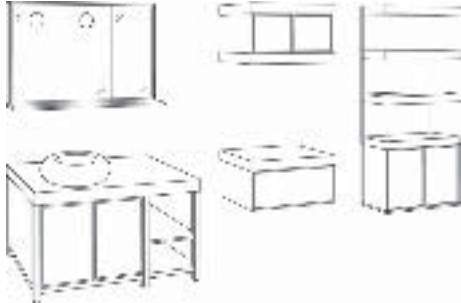
## Collection Pure Stone Furniture programme

€uro

Registered design

The washbasin is to be ordered separately.


### Recommendation 4



a) Vanity unit	9572 10 00
b) Side cabinet module	9579 00 00
c) Mirror	9577 40 00
d) Side cabinet	9581 00 00
e) Shelf	9585 00 00
f) Cabinet module	9584 00 00
	<b>7.258,00</b>

The washbasin is to be ordered separately.

### Recommendation 5



a) Vanity unit	9571 0L 00
b) Mirror cabinet	9573 00 00
c) Shelf	9583 00 00
	<b>3.370,00</b>



# Sanitaryware and Bathroom Furniture Price List No. 8 - 2009

## Collection Pure Stone Furniture programme

€uro

Registered design

The washbasins are to be ordered separately.

### Countertop

1000 x 80 x 450 mm  
Fastening set included  
for washbasins PURE STONE 5170



washbasin on right  
**9568 1R 00**

**585,00**

washbasin on left  
**9568 1L 00**

**585,00**

### Vanity unit

1000 x 320/80 x 450/445 mm  
wall-mounted  
1 pull-out compartment  
Fastening set included  
for washbasins PURE STONE 5170



washbasin on right  
**9571 0R 00**

**1.355,00**

washbasin on left  
**9571 0L 00**

**1.355,00**

### Vanity unit

1590 x 400 x 450 mm  
2 pull-out compartments  
Fastening set included  
for 2 washbasins PURE STONE  
5170



**9571 20 00**

**2.238,00**

### Vanity unit

800 x 700 x 650 mm  
2 handle-free doors, 1 shelf  
Fastening set included  
for surface mounted-washbasin  
PURE STONE 5172



**9572 00 00**

**1.814,00**

### Vanity unit

1200 x 700 x 650 mm  
2 handle-free doors, 1 shelf, shelf  
on right, 1 shelf  
Fastening set included  
for surface mounted-washbasin  
PURE STONE 5172



**9572 10 00**

**2.311,00**

### Mirror cabinet

600 x 800 x 135 mm  
hinges on right  
with lighting, with 2 round lights  
outlet, door with mirror on both  
sides, 2 height-adjustable glass  
shelves, switch and socket  
Fastening set included



**9573 00 00**

**1.425,00**

### Mirror

600 x 800 x 140 mm  
with 2 round lights outlet, soft-  
touch switch, 1 wooden shelf  
Fastening set included



**9577 20 00**

**1.085,00**

### Mirror

1200 x 600 x 140 mm  
with 2 round lights outlet, With  
swivel side, with 2 narrow shelves  
at rear, soft-touch switch, 1 wooden  
shelf  
Fastening set included



**9577 40 00**

**1.339,00**

### Mirror

400 x 600 x 140 mm  
1 wooden shelf  
Fastening set included



**9577 10 00**

**471,00**

# Sanitaryware and Bathroom Furniture Price List No. 8 - 2009

## Collection Pure Stone Furniture programme

€uro

Registered design

### Shelf module

800 x 1280 x 350 mm  
wall-mounted  
4 shelves, lamp in upper  
compartment  
compartments can be retro-fitted  
with lamp 9582  
Fastening set included



9578 00 00

1.669,00

### Side cabinet module

800 x 540 x 345 mm  
2 handle-free doors, 1 shelf  
Fastening set included



9579 00 00

1.060,00

### Top

800 x 80 x 350 mm  
wall-mounted  
Fastening set included  
for side cabinet 9579 00 00




9580 20 00

417,00

### Shelf

400 x 80 x 350 mm  
pull-out shelf  
Fastening set included



9583 00 00

590,00

### Shelf

800 x 80 x 350 mm  
without lighting  
can be fitted singly  
Fastening set included



9580 00 00

464,00

### Shelf

800 x 80 x 350 mm  
with lighting  
can be fitted singly  
Fastening set included



9580 B0 00

585,00

### Side cabinet

800 x 400 x 350 mm  
wall-mounted  
1 pull-out compartment  
Fastening set included



9581 00 00

793,00

### Cabinet module

790 x 320 x 315 mm  
for inserting into frame  
2 doors  
Fastening set included  
for shelf 9585 00 00 or 9578 00 00



9584 00 00

791,00

### Shelf

800 x 480 x 350 mm  
wall-mounted  
with lighting  
lowest compartment can be retro-  
fitted with lamp 9582  
Fastening set included



9585 00 00

964,00

### Lamp






135 x 50 mm  
for shelf 9585 00 00 or 9578 00 00



9582 00 00



123,00

# Sanitaryware and Bathroom Furniture Price List No. 8 - 2009

Collection Hommage		Article no.		Euro			pcs/ pal.	kg/ pc.
				white (alpin)	pergamon	star white Basic colours		
ceramicplus included in price Registered design								
	<b>Washbasin</b> Furniture programme Hommage to match							
	750 x 580 mm ○ ○	7101	75 XX	500,00	500,00	500,00	10	27,0
	750 x 580 mm ○○○ ○	7101	A1 XX	500,00	500,00	500,00	10	26,0
	650 x 530 mm ○ ○	7101	65 XX	434,00	434,00	434,00	10	24,0
	650 x 530 mm ○○○ ○	7101	A2 XX	434,00	434,00	434,00	10	23,8
	<b>Pedestal</b>	7232	00 XX	286,00	286,00	286,00	30	12,5
	<b>Trap cover</b> Fastening set included	7231	00 XX	265,00	265,00	265,00	40	11,7
	<b>Built-in washbasin</b> Incl. template Furniture programme Hommage to match							
	630 x 525 mm ○ ○	7102	63 XX	515,00	515,00	515,00	10	18,0
	630 x 525 mm ○○○ ○	7102	A1 XX	515,00	515,00	515,00	10	18,0
	<b>Handwashbasin</b>							
	500 x 410 mm ○ ○	7301	50 XX	357,00	357,00	357,00	18	15,7
	500 x 410 mm ○○○ ○	7301	A1 XX	357,00	357,00	357,00	32	12,8
	<b>Trap cover</b> Fastening set included	7233	00 XX	265,00	265,00	265,00	40	7,3
	<b>Bidet</b> 370 x 600 mm ○ ○ wall-mounted With fastening set for concealed fastening	7441	B0 XX	539,00	539,00	539,00	10	22,0
	<b>Fastening frame</b> (optional)	9953	00 00	95,00			50	4,9
	<b>Fastening set</b> (optional)	9961	00 00	19,00			40	0,3
	<b>Bidet</b> floor-standing incl. mounting set, With fastening set for concealed fastening							
	370 x 575 mm ○ ○	7442	00 XX	418,00	418,00	418,00	6	22,4
	370 x 575 mm ○○○ ○	7442	A1 XX	418,00	418,00	418,00	16	24,1
	<b>Siphon</b> with extension piece (optional)	9208	72 00	45,00			1	0,5
	<b>Mounting set</b> For installation close to the wall (also required)	9208	31 00	97,00			80	1,2

XX = Colour code to be indicated  
R1 = white alpin ceramicplus R3 = pergamon ceramicplus R2 = star white ceramicplus




# Sanitaryware and Bathroom Furniture Price List No. 8 - 2009

Collection Hommage		Euro						pcs/ pal.	kg/ pc.
		Article no.			white (alpin)	pergamon	star white Basic colours		
ceramicplus included in price Registered design									
	<b>Washdown WC</b> 370 x 600 mm wall-mounted Horizontal outlet With fastening set for concealed fastening	<b>6661</b>	<b>B0</b>	<b>XX</b>	529,00	529,00	529,00	10	22,5
	<b>WC-seat and cover</b> with chrome Quick Release and Soft Closing hinges	<b>8809</b>	<b>S1</b>	<b>XX</b>	250,00	275,00	275,00	150	3,5
	<b>WC-seat and cover</b> Solid birch, stained walnut								
	With chrome hinges	<b>9926</b>	<b>K1</b>	<b>00</b>	280,00			80	3,5
	With noble brass hinges	<b>9926</b>	<b>K6</b>	<b>00</b>	359,00			80	3,5
	<b>Fastening frame</b> (optional)	<b>9953</b>	<b>00</b>	<b>00</b>	95,00			50	4,9
<b>Fastening set</b> (optional)	<b>9961</b>	<b>00</b>	<b>00</b>	19,00			40	0,3	
	<b>Washdown WC</b> 370 x 565 mm floor-standing close to the wall Horizontal outlet Fastening set included	<b>6663</b>	<b>10</b>	<b>XX</b>	483,00	483,00	483,00	12	26,1
	<b>Vario drainbend</b> For vertical outlet								
	For installation close to the wall: 155 mm	<b>8701</b>	<b>00</b>	<b>00</b>	56,00			100	0,7
	For installation at 90 mm from wall: 150 - 240 mm	<b>8701</b>	<b>00</b>	<b>00</b>	56,00			100	0,7
	For installation at 90 mm from wall: 70 - 150 mm	<b>8711</b>	<b>00</b>	<b>00</b>	56,00			100	0,7
	<b>WC-seat and cover</b> with chrome Quick Release and Soft Closing hinges	<b>8809</b>	<b>S1</b>	<b>XX</b>	250,00	275,00	275,00	150	3,5
	<b>WC-seat and cover</b> Solid birch, stained walnut								
	With chrome hinges	<b>9926</b>	<b>K1</b>	<b>00</b>	280,00			80	3,5
	With noble brass hinges	<b>9926</b>	<b>K6</b>	<b>00</b>	359,00			80	3,5

XX = Colour code to be indicated


R1 = white alpin ceramicplus R3 = pergamon ceramicplus R2 = star white ceramicplus

# Sanitaryware and Bathroom Furniture Price List No. 8 - 2009

Collection Hommage		Article no.		Euro			pcs/ pal.	kg/ pc.	
				white (alpin)	pergamon	star white Basic colours			
ceramicplus included in price Registered design									
	<b>Washdown WC for close-coupled PurAir WC-suite</b> 370 x 725 mm floor-standing Horizontal outlet With fastening set for concealed fastening  <b>Comprising:</b> Washdown WC, pre-fitted WC-seat and cover (chrome hinges), cistern (water inlet from the sides or rear), PurAir-technology in white alpin incl. filter  <b>The package price includes the € 288            surcharge for the PurAir technology</b>  <b>Please note: this model cannot be operated            with batteries</b>  <b>Also required</b> (not included): PurAir power supply unit 9219 45 01 or 9219 40 01  <b>Vario drainbend</b> For vertical outlet  160 - 250 mm  70 - 160 mm  <b>PurAir mains power supply unit</b> Input: 100 - 240 V 50 - 60 Hz Output: 5V / 800mA IP 44 Cable length 4 m (optional)    <b>PurAir concealed power supply unit</b> to fit junction box Input: 100 - 240 V 50 - 60 Hz Output: 5V / 800mA IP 65 Cable length 2 m (optional)    <b>PurAir replacement filter</b> (optional)  <b>Replacement PurAir WC-seat and            cover</b> With chrome hinges	<b>6662</b>	<b>N0</b>	<b>XX</b>	1.435,00	1.451,00	1.451,00	9	44,6
			<b>8701</b>	<b>00</b>	<b>00</b>	56,00			100
		<b>8711</b>	<b>00</b>	<b>00</b>	56,00			100	0,7
		<b>9219</b>	<b>40</b>	<b>01</b>	41,00			1	0,4
		<b>9219</b>	<b>45</b>	<b>01</b>	51,00			0	0,4
		<b>9219</b>	<b>60</b>	<b>01</b>	36,00			100	0,6
		<b>8809</b>	<b>P1</b>	<b>XX</b>	174,00	192,00	192,00		3,5

XX = Colour code to be indicated  
 R1 = white alpin ceramicplus R3 = pergamon ceramicplus R2 = star white ceramicplus

# Sanitaryware and Bathroom Furniture Price List No. 8 - 2009






Collection Hommage		Euro						pcs/ pal.	kg/ pc.	
		Article no.			white (alpin)	pergamon	star white Basic colours			
ceramicplus included in price										
Registered design										
	<b>Washdown WC for close-coupled</b>									
	<b>WC-suite</b>									
	370 x 725 mm		<b>6662</b>	<b>10</b>	<b>XX</b>	593,00	593,00	593,00	6	27,0
	floor-standing									
	Horizontal outlet									
	With fastening set for concealed fastening									
	<b>Vario drainbend</b>									
	For vertical outlet									
	160 - 250 mm		<b>8701</b>	<b>00</b>	<b>00</b>	56,00			100	0,7
	70 - 160 mm		<b>8711</b>	<b>00</b>	<b>00</b>	56,00			100	0,7
<b>Cistern</b>										
water inlet from the sides or rear										
flushing mechanism with DUO water-saving										
button										
chrome		<b>7721</b>	<b>11</b>	<b>XX</b>	395,00	395,00	395,00	32	14,5	
noble brass		<b>7721</b>	<b>16</b>	<b>XX</b>	446,00	446,00	446,00	48	16,5	
<b>WC-seat and cover</b>										
with chrome Quick Release and		<b>8809</b>	<b>S1</b>	<b>XX</b>	250,00	275,00	275,00	150	3,5	
Soft Closing hinges										
<b>WC-seat and cover</b>										
Solid birch, stained walnut										
only for washdown WC 6662 10 XX										
With chrome hinges		<b>9926</b>	<b>61</b>	<b>00</b>	254,00			80	3,5	
With noble brass hinges		<b>9926</b>	<b>66</b>	<b>00</b>	333,00			80	3,5	

XX = Colour code to be indicated

R1 = white alpin ceramicplus R3 = pergamon ceramicplus R2 = star white ceramicplus

\* Ceramic models also available without ceramicplus, colour code and price reduction see flip-out page

# Sanitaryware and Bathroom Furniture Price List No. 8 - 2009

Collection Hommage		Article no.		Euro			pcs/ pal.	kg/ pc.	
				white (alpin)	pergamon	star white Basic colours			
ceramicplus included in price Registered design									
 <p><i>We recommend the urinal from Century for use with Hommage</i></p>	<b>Century Siphonic urinal</b> 295 x 540 x 330 mm for cover concealed water inlet Fastening set included	<b>7553</b>	<b>01 XX</b>	554,00	653,00	653,00	20	11,8	
	<b>Cover</b> With chrome hinges	<b>8844</b>	<b>61 XX</b>	181,00	200,00	200,00	80	1,5	
	With noble brass hinges	<b>8844</b>	<b>66 XX</b>	264,00	283,00	283,00	80	1,5	
	<b>Cover</b> With chrome hinges Solid birch, stained walnut for HOMMAGE	<b>9922</b>	<b>M1 00</b>	200,00			128	3,5	
	With noble brass hinges Solid birch, stained walnut for HOMMAGE	<b>9922</b>	<b>M6 00</b>	283,00			128	3,5	
	 <b>Concealed waste unit</b> (optional)								
	Horizontal outlet Flush volume 0,8 litres		<b>9326</b>	<b>00 00</b>	51,00			150	0,5
	Vertical outlet Flush volume 0,8 litres		<b>9327</b>	<b>00 00</b>	51,00			150	0,5
	<b>Connection pieces</b> Comprising: collar, outlet elbow, drain pipe 150mm long chrome (optional)		<b>9319</b>	<b>00 00</b>	76,00			1	0,5
	<b>Water-inlet connector</b> (optional)		<b>9933</b>	<b>00 00</b>	28,00			150	0,5
 <b>Bathtub</b> BQ180 HOM7 V- 1800 x 800 mm				<i>Further information is to be found in the Wellness price list.</i>					

XX = Colour code to be indicated  
 R1 = white alpin ceramicplus R3 = pergamon ceramicplus R2 = star white ceramicplus

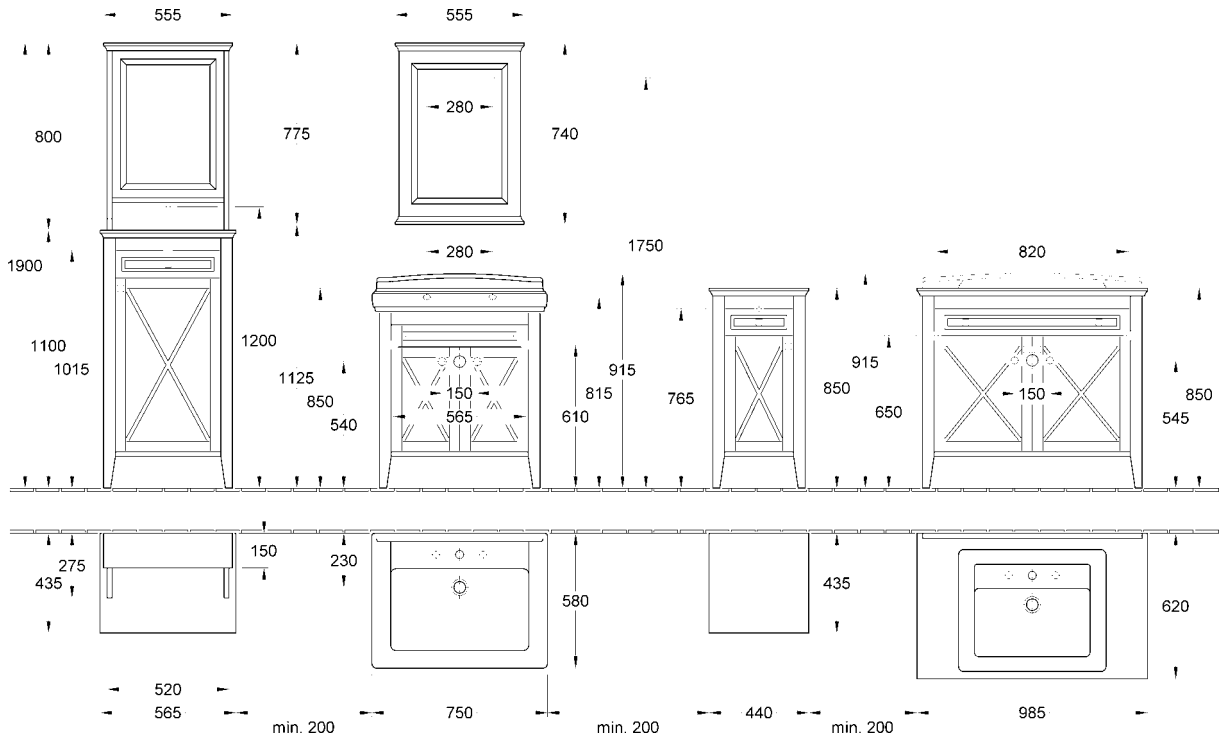
# Sanitaryware and Bathroom Furniture Price List No. 8 - 2009

## Collection Hommage Furniture programme

€uro

Registered design

Front, support: solid maple, stained walnut  
Body: chipboard with walnut decor  
Countertops: Marble Carrara  
Doors with glass enclosure  
Door knobs: ceramic



The washbasins are to be ordered separately.

### Vanity unit

685 x 750 x 540 mm  
2 doors, 1 shelf, ceramic handle in  
sanitaryware colours  
Fastening set included  
for washbasins 7101 75, A1, 76



8995 00 XX

1.373,00

### Vanity unit

985 x 850 x 620 mm  
1 drawer, 2 doors, 1 shelf, ceramic  
handle in sanitaryware colours  
Fastening set included  
for built-in washbasins 7102 63, A1



8979 10 XX

2.162,00

### Chest

985 x 850 x 620 mm  
1 drawer, 2 doors, 1 shelf, ceramic  
handle in sanitaryware colours



8978 10 XX

1.980,00

### Mirror

560 x 740 mm  
Fastening set included



8565 00 00

509,00

XX = Colour code to be indicated  
01 = white alpin 09 = pergamon R2 = star white ceramicplus



# Sanitaryware and Bathroom Furniture Price List No. 8 - 2009

## Collection Hommage Furniture programme

€uro

Registered design

### Dresser

565 x 1900 x 435 mm  
surface-mounted mirror, can be tilted, 1 drawer, 1 door, 1 shelf, ceramic handle in sanitaryware colours



hinges on left  
**8965 10 XX**

hinges on right  
**8965 11 XX**

**2.290,00**

**2.290,00**

### Side cabinet

440 x 850 x 425 mm  
1 drawer, 1 door, 1 shelf, ceramic handle in sanitaryware colours



hinges on left  
**8964 10 XX**

hinges on right  
**8964 11 XX**

**1.386,00**

**1.386,00**

### Side cabinet

565 x 1100 x 425 mm  
1 drawer, 1 door, 1 shelf, ceramic handle in sanitaryware colours



hinges on left  
**8965 20 XX**








hinges on right  
**8965 21 XX**

**1.718,00**

**1.718,00**

XX = Colour code to be indicated  
01 = white alpin 09 = pergamon R2 = star white ceramicplus

# Sanitaryware and Bathroom Furniture Price List No. 8 - 2009





Collection Century		Article no.		Euro			pcs/ pal.	kg/ pc.	
				white (alpin)*	pergamon*	star white Basic colours			
	<b>Washbasin</b> Furniture programme Century to match 1000 x 545 mm ○ ○ 1000 x 545 mm ○○○ ○	7153	10	XX	817,00	968,00	968,00	8	25,0
		7153	A1	XX	817,00	968,00	968,00	8	28,0
	<b>Ceramic leg</b> Fastening set included (please order 2)	7201	50	XX	222,00	222,00	222,00	36	4,5
	<b>Trap cover</b> Fastening set included	7203	00	XX	231,00	265,00	265,00	50	7,6
	<b>Washbasin</b> 700 x 520 mm ○ ○ 700 x 520 mm ○○○ ○ 600 x 490 mm ○ ○ 600 x 490 mm ○○○ ○	7156	70	XX	397,00	464,00	464,00	10	22,2
		7156	A1	XX	397,00	464,00	464,00	10	19,5
		7156	60	XX	346,00	403,00	403,00	24	18,3
		7156	A2	XX	346,00	403,00	403,00	24	18,0
	<b>Pedestal</b> <b>Trap cover</b> Fastening set included	7202	00	XX	236,00	271,00	271,00	36	12,2
	7203	00	XX	231,00	265,00	265,00	50	7,6	
	<b>Built-in washbasin</b> Incl. template 600 x 510 mm ○ ○ 600 x 510 mm ○○○ ○	7173	60	XX	508,00	597,00	597,00	15	13,8
		7173	A1	XX	508,00	597,00	597,00	15	14,0
	<b>Handwashbasin</b> 500 x 405 mm ○ ○	7350	50	XX	305,00	354,00	354,00	27	10,2
	<b>Trap cover</b> Fastening set included	7203	00	XX	231,00	265,00	265,00	50	7,6
	<b>Shelf</b> 700 x 185 mm 500 x 175 mm	7853	70	XX	184,00	209,00	209,00	80	5,5
		7853	50	XX	145,00	162,00	162,00	120	3,6
	<b>Bidet</b> 395 x 590 mm ○ ○ wall-mounted	7453	00	XX	482,00	566,00	566,00	27	20,3
	<b>Fastening frame</b> (optional)	9953	00	00	95,00			50	4,9
	<b>Fastening set</b> (optional)	9961	00	00	19,00			40	0,3
	<b>Bidet</b> floor-standing With fastening set for concealed fastening 385 x 570 mm ○ ○ 385 x 570 mm ○○○ ○	7457	00	XX	377,00	440,00	440,00	16	21,4
		7457	A1	XX	377,00	440,00	440,00	16	22,6
	<b>Siphon</b> with extension piece (optional)	9208	72	00	45,00			1	0,5

XX = Colour code to be indicated

R1 = white alpin ceramicplus R3 = pergamon ceramicplus R2 = star white ceramicplus

\* Ceramic models also available without ceramicplus, colour code and price reduction see flip-out page

# Sanitaryware and Bathroom Furniture Price List No. 8 - 2009



Collection Century		Article no.		Euro			pcs/ pal.	kg/ pc.	
				white (alpin)*	pergamon*	star white Basic colours			
ceramicplus included in price Registered design									
	<b>Washdown WC PurAir</b> 370 x 585 mm <i>to be discontinued</i> wall-mounted Horizontal outlet  <b>Comprising:</b> Washdown WC, pre-fitted WC-seat and cover (chrome hinges), PurAir-technology in white alpin incl. filter  <b>The package price includes the € 270            surcharge for the PurAir technology.</b>  <b>Also required (not included):</b> Standard battery 4x1.5 V Mono D-Cell Alkaline or power supply unit 9219 45 01 or 9219 40 01	<b>6653</b>	<b>N0</b>	<b>XX</b>	866,00	958,00	958,00	12	23,0
	<b>PurAir mains power supply unit</b> Input: 100 - 240 V 50 - 60 Hz Output: 5V / 800mA IP 44 Cable length 4 m (optional)	<b>9219</b>	<b>40</b>	<b>01</b>	41,00			1	0,4
	<b>PurAir concealed power supply unit</b> to fit junction box Input: 100 - 240 V 50 - 60 Hz Output: 5V / 800mA IP 65 Cable length 2 m (optional)	<b>9219</b>	<b>45</b>	<b>01</b>	51,00			0	0,4
	<b>Fastening frame</b> (optional)	<b>9953</b>	<b>00</b>	<b>00</b>	95,00			50	4,9
	<b>Fastening set</b> (optional)	<b>9961</b>	<b>00</b>	<b>00</b>	19,00			40	0,3
	<b>PurAir replacement filter</b> (optional)	<b>9219</b>	<b>30</b>	<b>01</b>	31,00			1	0,6
	<b>Replacement PurAir WC-seat and            cover</b> With chrome hinges <i>to be discontinued</i>	<b>8843</b>	<b>P1</b>	<b>XX</b>	169,00	186,00	186,00	80	3,5

XX = Colour code to be indicated

R1 = white alpin ceramicplus R3 = pergamon ceramicplus R2 = star white ceramicplus

\* Ceramic models also available without ceramicplus, colour code and price reduction see flip-out page

# Sanitaryware and Bathroom Furniture Price List No. 8 - 2009

Collection Century		Article no.		Euro			pcs/ pal.	kg/ pc.
				white (alpin)*	pergamon*	star white Basic colours		
ceramicplus included in price Registered design								
	<b>Washdown WC</b> 370 x 585 mm wall-mounted Horizontal outlet	<b>6653</b>	<b>10 XX</b>	439,00	515,00	515,00	18	17,1
	<b>WC-seat and cover</b> With chrome hinges	<b>8843</b>	<b>61 XX</b>	157,00	173,00	173,00	80	3,5
	With noble brass hinges	<b>8843</b>	<b>66 XX</b>	236,00	252,00	252,00	80	3,5
	<b>WC-seat and cover</b> Solid birch, stained cherrywood							
	With chrome hinges	<b>8845</b>	<b>61 00</b>	256,00			80	3,5
	With noble brass hinges	<b>8845</b>	<b>66 00</b>	335,00			80	3,5
	<b>Fastening frame</b> (optional)	<b>9953</b>	<b>00 00</b>	95,00			50	4,9
<b>Fastening set</b> (optional)	<b>9961</b>	<b>00 00</b>	19,00			40	0,3	
	<b>Washdown WC</b> 370 x 570 mm floor-standing close to the wall Horizontal outlet Fastening set included	<b>6655</b>	<b>10 XX</b>	377,00	440,00	440,00	16	22,2
	<b>Vario drainbend</b> For vertical outlet							
	For installation close to the wall: 150 mm	<b>8701</b>	<b>00 00</b>	56,00			100	0,7
	For installation at 90 mm from wall: 150 - 240 mm	<b>8701</b>	<b>00 00</b>	56,00			100	0,7
	For installation at 90 mm from wall: 70 - 150 mm	<b>8711</b>	<b>00 00</b>	56,00			100	0,7
	<b>WC-seat and cover</b> only for washdown WC 6655 10 XX							
	With chrome hinges	<b>8843</b>	<b>K1 XX</b>	183,00	199,00	199,00	80	4,0
	With noble brass hinges	<b>8843</b>	<b>K6 XX</b>	262,00	278,00	278,00	80	4,0
	<b>WC-seat and cover</b> Solid birch, stained cherrywood only for washdown WC 6655 10 XX							
	With chrome hinges	<b>8845</b>	<b>K1 00</b>	282,00			80	3,5
With noble brass hinges	<b>8845</b>	<b>K6 00</b>	361,00			80	3,5	

XX = Colour code to be indicated

R1 = white alpin ceramicplus R3 = pergamon ceramicplus R2 = star white ceramicplus

\* Ceramic models also available without ceramicplus, colour code and price reduction see flip-out page

# Sanitaryware and Bathroom Furniture Price List No. 8 - 2009

## Collection Century

ceramicplus included in price

Registered design



### Washdown WC for close-coupled

#### WC-suite

370 x 700 mm

floor-standing

Horizontal outlet

With fastening set for concealed fastening

#### Vario drainbend

For vertical outlet

160 - 250 mm

70 - 170 mm

#### Cistern

water inlet from the sides or rear  
flushing mechanism with DUO water-saving  
button

chrome

noble brass

#### WC-seat and cover

With chrome hinges

With noble brass hinges

#### WC-seat and cover

Solid birch, stained cherrywood

With chrome hinges

With noble brass hinges








Article no.	Euro			white (alpin)*	pergamon*	star white Basic colours			pcs/ pal.	kg/ pc.
<b>6654 10 XX</b>				485,00	570,00	570,00			12	25,2
<b>8701 00 00</b>				56,00					100	0,7
<b>8711 00 00</b>				56,00					100	0,7
<b>7753 11 XX</b>				380,00	414,00	414,00			21	15,4
<b>7753 16 XX</b>				431,00	465,00	465,00			21	17,6
<b>8843 61 XX</b>				157,00	173,00	173,00			80	3,5
<b>8843 66 XX</b>				236,00	252,00	252,00			80	3,5
<b>8845 61 00</b>				256,00					80	3,5
<b>8845 66 00</b>				335,00					80	3,5

XX = Colour code to be indicated

R1 = white alpin ceramicplus R3 = pergamon ceramicplus R2 = star white ceramicplus

\* Ceramic models also available without ceramicplus, colour code and price reduction see flip-out page

# Sanitaryware and Bathroom Furniture Price List No. 8 - 2009

Collection Century		Article no.		Euro			pcs/ pal.	kg/ pc.
				white (alpin)*	pergamon*	star white Basic colours		
ceramicplus included in price Registered design								
	<b>Siphonic urinal</b> 295 x 540 x 330 mm for cover concealed water inlet Fastening set included	<b>7553</b>	<b>01 XX</b>	554,00	653,00	653,00	20	11,8
	<b>Cover</b> With chrome hinges	<b>8844</b>	<b>61 XX</b>	181,00	200,00	200,00	80	1,5
	With noble brass hinges	<b>8844</b>	<b>66 XX</b>	264,00	283,00	283,00	80	1,5
	<b>Cover</b> With chrome hinges Solid birch, stained cherrywood	<b>9922</b>	<b>61 00</b>	200,00			128	3,5
	With noble brass hinges Solid birch, stained cherrywood	<b>9922</b>	<b>66 00</b>	283,00			128	3,5
	<b>Concealed waste unit</b> (optional)							
	Horizontal outlet Flush volume 0,8 litres		<b>9326 00 00</b>	51,00			150	0,5
	Vertical outlet Flush volume 0,8 litres		<b>9327 00 00</b>	51,00			150	0,5
	<b>Connection pieces</b> Comprising: collar, outlet elbow, drain pipe 150mm long chrome (optional)		<b>9319 00 00</b>	76,00			1	0,5
	<b>Water-inlet connector</b> (optional)		<b>9933 00 00</b>	28,00			150	0,5
	<b>Ceramic countertop</b> 425 x 400 mm for side cabinets 9628 00 XX, 9628 01 XX	<b>6853</b>	<b>00 XX</b>	241,00	277,00	277,00	48	6,6
	<b>Shower tray</b> DA0906 CEN1 V- 900 x 900 mm <i>to be discontinued</i>							
	<b>Bathtub</b> BA180 CEN9 V- 1800 x 800 mm This bathtub can be fitted with Whirlpool systems.							
				<i>Further information is to be found in the Wellness price list.</i>				

XX = Colour code to be indicated

R1 = white alpin ceramicplus R3 = pergamon ceramicplus R2 = star white ceramicplus

\* Ceramic models also available without ceramicplus, colour code and price reduction see flip-out page

# Sanitaryware and Bathroom Furniture Price List No. 8 - 2009

## Collection Century Furniture programme

€uro

Registered design

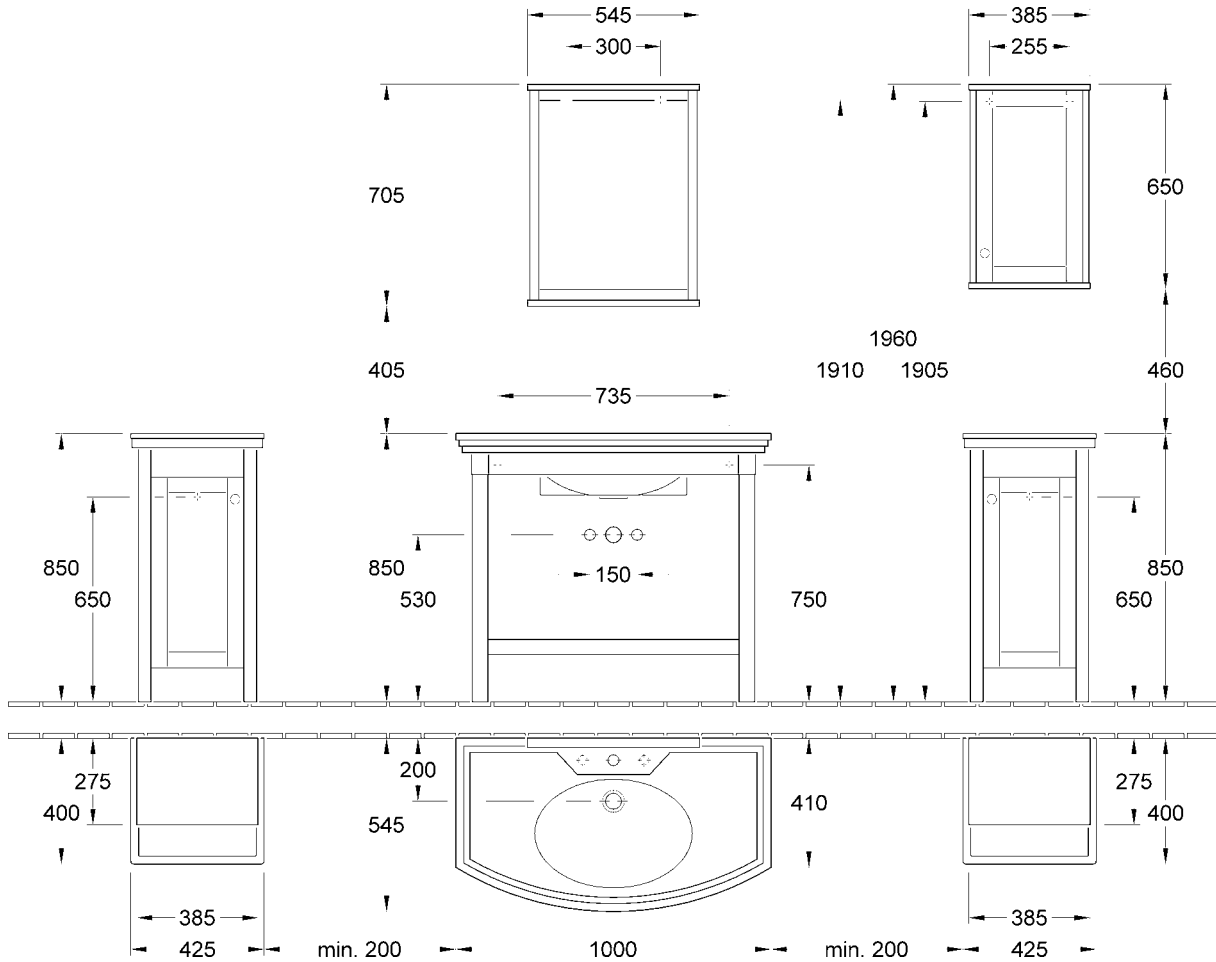
Front: frame solid wood, panel wood-veneer, beech-wood stained cherry

Body: chipboard beech-wood veneered, stained cherry wood

Feet: solid beech-wood, stained cherry wood

Glass door and shelves: white matt

Ceramic countertop and doorknobs: in sanitary ware colours



XX = Colour code to be indicated  
01 = white alpin 09 = pergamon R2 = star white ceramicplus

# Sanitaryware and Bathroom Furniture Price List No. 8 - 2009

## Collection Century Furniture programme

€uro

Registered design

Washbasins and ceramic countertop are to be ordered separately.

### Furniture frame

905 x 800 x 390/490 mm  
1 glass shelf  
Fastening set included  
for washbasins 7153 10, A1




9626 00 00

997,00

### Towel holder

(optional)



9626 60 61

101,00

### Mirror

545 x 705 mm  
Fastening set included



9657 00 00

487,00

### Wall-mounted cabinet

385 x 650 x 275 mm  
1 glass door, 2 glass shelves,  
ceramic handle in sanitaryware  
colours  
Fastening set included



hinges on left  
9629 00 XX

731,00

hinges on right  
9629 01 XX

731,00

### Side cabinet

375/425 x 835/850 x 370/400 mm  
1 door, 1 shelf, ceramic handle in  
sanitaryware colours  
Fastening set included  
for ceramic countertop 6853 00



hinges on left  
9628 00 XX

957,00













hinges on right  
9628 01 XX

957,00

XX = Colour code to be indicated  
01 = white alpin 09 = pergamon R2 = star white ceramicplus



# Sanitaryware and Bathroom Furniture Price List No. 8 - 2009

Collection Magnum		Article no.		Euro				pcs/ pal.	kg/ pc.	
				white (alpin)*	pergamon*	star white Basic colours	Matt colours Colorline			
	<b>Washbasin</b>									
	700 x 560 mm 	<b>7133</b>	<b>70</b>	<b>XX</b>	339,00	407,00	470,00	606,00	10	20,9
	650 x 550 mm 	<b>7133</b>	<b>65</b>	<b>XX</b>	263,00	316,00	379,00	484,00	18	21,6
	600 x 530 mm 	<b>7133</b>	<b>60</b>	<b>XX</b>	243,00	292,00	355,00	452,00	24	19,4
	<b>Pedestal</b>	<b>7206</b>	<b>00</b>	<b>XX</b>	155,00	186,00	249,00	311,00	36	12,8
	<b>Trap cover</b>	<b>7209</b>	<b>00</b>	<b>XX</b>	145,00	174,00	237,00	295,00	40	7,5
	<b>Handwashbasin</b>									
	500 x 365 mm 	<b>7333</b>	<b>50</b>	<b>XX</b>	210,00	252,00	315,00	399,00	40	11,2
	450 x 340 mm 	<b>7333</b>	<b>45</b>	<b>XX</b>	178,00	214,00	277,00	348,00	48	9,8
	<b>Trap cover</b>	<b>7210</b>	<b>00</b>	<b>XX</b>	172,00	207,00	270,00	339,00	60	5,2
	<b>Shelf</b>									
600 x 155 mm	<b>7833</b>	<b>60</b>	<b>XX</b>	128,00	154,00	217,00	268,00	150	3,8	
	<b>Bidet</b>									
	370 x 560 mm  wall-mounted	<b>7431</b>	<b>00</b>	<b>XX</b>	309,00	371,00	434,00	558,00	24	17,0
	<b>Fastening frame</b> (optional)	<b>9953</b>	<b>00</b>	<b>00</b>	95,00				50	4,9
	<b>Fastening set</b> (optional)	<b>9961</b>	<b>00</b>	<b>00</b>	19,00				40	0,3
	<b>Bidet</b>									
	375 x 570 mm  floor-standing close to the wall With fastening set for concealed fastening	<b>7434</b>	<b>00</b>	<b>XX</b>	247,00	297,00	360,00	459,00	16	21,4
	<b>Mounting set</b> For installation close to the wall (also required)	<b>9208</b>	<b>31</b>	<b>00</b>	97,00				80	1,2
	<b>Siphon</b> with extension piece (optional)	<b>9208</b>	<b>72</b>	<b>00</b>	45,00				1	0,5

XX = Colour code to be indicated  
 01 = white alpin 09 = pergamon R2 = star white ceramicplus  
 Basic colours = manhattan ceramicplus R5  
 Matt colours Colorline = edelweiss ceramicplus S3






\* Ceramic models also available in ceramicplus, colour code and surcharge see flip-out page

# Sanitaryware and Bathroom Furniture Price List No. 8 - 2009

## Collection Magnum

Ceramic models also available in ceramicplus




Registered design

	Article no.	Euro				white (alpin)*	pergamon*	star white Basic colours	Matt colours Colorline			pcs/pal.	kg/pc.
 <p><b>Washdown WC PurAir</b> 355 x 560 mm <i>to be discontinued</i> wall-mounted Horizontal outlet</p> <p><b>Comprising:</b> Washdown WC, pre-fitted WC-seat and cover (chrome hinges), PurAir-technology in white alpin incl. filter</p> <p><b>The package price includes the € 270 surcharge for the PurAir technology.</b></p> <p><b>Also required (not included):</b> Standard battery 4x1.5 V Mono D-Cell Alkaline or power supply unit 9219 45 01 or 9219 40 01</p>  <p><b>PurAir mains power supply unit</b> Input: 100 - 240 V 50 - 60 Hz Output: 5V / 800mA IP 44 Cable length 4 m (optional)</p>  <p><b>PurAir concealed power supply unit</b> to fit junction box Input: 100 - 240 V 50 - 60 Hz Output: 5V / 800mA IP 65 Cable length 2 m (optional)</p> <p><b>Fastening frame</b> (optional)</p> <p><b>Fastening set</b> (optional)</p>  <p><b>PurAir replacement filter</b> (optional)</p>  <p><b>Replacement PurAir WC-seat and cover</b> With chrome hinges <i>to be discontinued</i></p>	<b>7631</b>	<b>N0</b>	<b>XX</b>		706,00	782,00	845,00	997,00			12	19,0	
		<b>9219</b>	<b>40</b>	<b>01</b>		41,00						1	0,4
		<b>9219</b>	<b>45</b>	<b>01</b>		51,00						0	0,4
		<b>9953</b>	<b>00</b>	<b>00</b>		95,00						50	4,9
		<b>9961</b>	<b>00</b>	<b>00</b>		19,00						40	0,3
		<b>9219</b>	<b>30</b>	<b>01</b>		31,00						1	0,6
		<b>9950</b>	<b>P1</b>	<b>XX</b>		125,00	138,00	138,00	163,00			120	3,3

XX = Colour code to be indicated  
01 = white alpin 09 = pergamon R2 = star white ceramicplus  
Basic colours = manhattan ceramicplus R5  
Matt colours Colorline = edelweiss ceramicplus S3

\* Ceramic models also available in ceramicplus, colour code and surcharge see flip-out page





# Sanitaryware and Bathroom Furniture Price List No. 8 - 2009

Collection Magnum		Article no.		Euro				pcs/ pal.	kg/ pc.	
				white (alpin)*	pergamon*	star white Basic colours	Matt colours Colorline			
Ceramic models also available in ceramicplus Registered design										
	<b>Washdown WC</b> 355 x 560 mm wall-mounted Horizontal outlet with water-saving AQUAREDUCT® system Flush volume 4.5 litres	<b>7631</b>	<b>10</b>	<b>XX</b>	319,00	383,00	446,00	574,00	21	16,0
	<b>WC-seat and cover</b> With chrome hinges	<b>9950</b>	<b>61</b>	<b>XX</b>	117,00	129,00	129,00	153,00	60	3,3
	<b>Fastening frame</b> (optional)	<b>9953</b>	<b>00</b>	<b>00</b>	95,00				50	4,9
	<b>Fastening set</b> (optional)	<b>9961</b>	<b>00</b>	<b>00</b>	19,00				40	0,3
	<b>Washdown WC</b> 355 x 560 mm floor-standing close to the wall Horizontal outlet Fastening set included	<b>7641</b>	<b>10</b>	<b>XX</b>	239,00	287,00	350,00	446,00	16	21,5
	<b>Vario drainbend</b> For vertical outlet									
	For installation close to the wall: 160 mm	<b>8701</b>	<b>00</b>	<b>00</b>	56,00				100	0,7
	For installation at 90 mm from wall: 160 - 250 mm	<b>8701</b>	<b>00</b>	<b>00</b>	56,00				100	0,7
	For installation at 90 mm from wall: 70 - 170 mm	<b>8711</b>	<b>00</b>	<b>00</b>	56,00				100	0,7
	<b>WC-seat and cover</b> With chrome hinges	<b>9950</b>	<b>61</b>	<b>XX</b>	117,00	129,00	129,00	153,00	60	3,3
	<b>Washdown WC for close-coupled WC-suite</b> 355 x 705 mm floor-standing Horizontal outlet With fastening set for concealed fastening	<b>7644</b>	<b>10</b>	<b>XX</b>	390,00	468,00	531,00	687,00	12	23,2
	<b>Vario drainbend</b> For vertical outlet									
	160 - 250 mm	<b>8701</b>	<b>00</b>	<b>00</b>	56,00				100	0,7
	70 - 170 mm	<b>8711</b>	<b>00</b>	<b>00</b>	56,00				100	0,7
	<b>Cistern</b> water inlet from the sides or rear flushing mechanism with DUO water-saving button chrome	<b>7733</b>	<b>11</b>	<b>XX</b>	312,00	345,00	408,00	473,00	32	12,6
	<b>WC-seat and cover</b> With chrome hinges	<b>9950</b>	<b>61</b>	<b>XX</b>	117,00	129,00	129,00	153,00	60	3,3

XX = Colour code to be indicated  
01 = white alpin 09 = pergamon R2 = star white ceramicplus  
Basic colours = manhattan ceramicplus R5  
Matt colours Colorline = edelweiss ceramicplus S3

\* Ceramic models also available in ceramicplus, colour code and surcharge see flip-out page













# Sanitaryware and Bathroom Furniture Price List No. 8 - 2009

Collection Magnum		Euro							pcs/ pal.	kg/ pc.	
		Article no.			white (alpin)*	pergamon*	star white Basic colours	Matt colours Colorline			
Ceramic models also available in ceramicplus											
Registered design											
	<b>Siphonic urinal</b> 295 x 515 x 340 mm for cover concealed water inlet Fastening set included	<b>7533</b>	<b>01</b>	<b>XX</b>	515,00	618,00	681,00	887,00		20	11,5
	<b>Cover</b> With chrome hinges	<b>9951</b>	<b>00</b>	<b>XX</b>	151,00	167,00	167,00	197,00		60	1,4
	<b>Concealed waste unit</b> (optional)										
	Horizontal outlet Flush volume 0,8 litres	 <b>9326</b>	<b>00</b>	<b>00</b>	51,00					150	0,5
	Vertical outlet Flush volume 0,8 litres	 <b>9327</b>	<b>00</b>	<b>00</b>	51,00					150	0,5
	<b>Connection pieces</b> Comprising: collar, outlet elbow, drain pipe 150mm long chrome (optional)	<b>9319</b>	<b>00</b>	<b>00</b>	76,00					1	0,5
	<b>Water-inlet connector</b> (optional)	<b>9933</b>	<b>00</b>	<b>00</b>	28,00					150	0,5

XX = Colour code to be indicated  
 01 = white alpin 09 = pergamon R2 = star white ceramicplus  
 Basic colours = manhattan ceramicplus R5  
 Matt colours Colorline = edelweiss ceramicplus S3

\* Ceramic models also available in ceramicplus, colour code and surcharge see flip-out page


# Sanitaryware and Bathroom Furniture Price List No. 8 - 2009

Collection Grangracia		Article no.		Euro				pcs/ pal.	kg/ pc.
				white (alpin)*	pergamon*	star white Basic colours	Matt colours Colorline		
Ceramic models also available in ceramicplus									
Registered design									
	<b>Washbasin</b>								
	700 x 570 mm 	<b>7142</b>	<b>70 XX</b>	452,00	543,00	606,00	787,00	18	20,3
	600 x 510 mm 	<b>7142</b>	<b>60 XX</b>	328,00	394,00	457,00	588,00	24	16,8
	<b>Trap cover</b>	<b>7280</b>	<b>00 XX</b>	189,00	227,00	290,00	366,00	40	7,1
	<b>Florine Built-in washbasin</b> Incl. template								
	640 x 520 mm 	<b>6148</b>	<b>00 XX</b>	361,00	434,00	497,00	-	15	15,1
	560 x 440 mm 	<b>6149</b>	<b>00 XX</b>	307,00	369,00	432,00	-	18	11,0
	<b>Handwashbasin</b>								
	365 x 310 mm  suitable for 1-hole tap fittings pre-punched tap holes on sides	<b>7335</b>	<b>36 XX</b>	115,00	138,00	201,00	247,00	90	5,5
	<b>Shelf</b>								
	700 x 150 mm	<b>7805</b>	<b>70 XX</b>	112,00	135,00	198,00	243,00	84	4,1
	630 x 150 mm	<b>7805</b>	<b>60 XX</b>	85,00	102,00	165,00	199,00	80	4,5
	510 x 150 mm	<b>7805</b>	<b>50 XX</b>	77,00	93,00	156,00	187,00	100	3,5
	400 x 150 mm	<b>7810</b>	<b>40 XX</b>	73,00	88,00	151,00	180,00	150	3,1
	<b>Bidet</b>								
	370 x 625 mm  wall-mounted	<b>7417</b>	<b>00 XX</b>	463,00	556,00	619,00	804,00	22	18,1
	<b>Fastening frame</b> (optional)	<b>9953</b>	<b>00 00</b>	95,00				50	4,9
	<b>Fastening set</b> (optional)	<b>9961</b>	<b>00 00</b>	19,00				40	0,3
	<b>Washdown WC</b>								
	360 x 545 mm wall-mounted Horizontal outlet	<b>7687</b>	<b>10 XX</b>	346,00	416,00	479,00	617,00	27	16,2
	<b>WC-seat and cover</b> With chrome hinges	<b>8822</b>	<b>61 XX</b>	180,00	198,00	198,00	234,00	150	3,5
	<b>Fastening frame</b> (optional)	<b>9953</b>	<b>00 00</b>	95,00				50	4,9
	<b>Fastening set</b> (optional)	<b>9961</b>	<b>00 00</b>	19,00				40	0,3

XX = Colour code to be indicated  
 01 = white alpin 09 = pergamon R2 = star white ceramicplus  
 Basic colours = beige ceramicplus R4, manhattan ceramicplus R5  
 Matt colours Colorline = edelweiss ceramicplus S3

\* Ceramic models also available in ceramicplus, colour code and surcharge see flip-out page

# Sanitaryware and Bathroom Furniture Price List No. 8 - 2009

Collection Grangracia		Euro							pcs/ pal.	kg/ pc.
		Article no.	white (alpin)*	pergamon*	star white Basic colours	Matt colours Colorline				
Ceramic models also available in ceramicplus										
Registered design										
	<b>Washdown WC for close-coupled WC-suite</b> floor-standing									
	360 x 690 mm Vertical outlet	<b>7668</b>	<b>01</b>	<b>XX</b>	402,00	483,00	546,00	707,00	16 19,6	
	360 x 690 mm Horizontal outlet	<b>7668</b>	<b>10</b>	<b>XX</b>	392,00	471,00	534,00	691,00	16 19,3	
	<b>Cistern</b> water inlet from the sides or rear flushing mechanism with DUO water-saving button chrome	<b>7728</b>	<b>11</b>	<b>XX</b>	312,00	345,00	408,00	473,00	21 14,5	
	<b>Cistern</b> bottom water inlet flushing mechanism with DUO water-saving button chrome	<b>7738</b>	<b>11</b>	<b>XX</b>	305,00	342,00	405,00	479,00	21 14,5	
<b>WC-seat and cover</b> With chrome hinges	<b>8822</b>	<b>61</b>	<b>XX</b>	180,00	198,00	198,00	234,00	150 3,5		

XX = Colour code to be indicated  
 01 = white alpin 09 = pergamon R2 = star white ceramicplus  
 Basic colours = beige ceramicplus R4, manhattan ceramicplus R5  
 Matt colours Colorline = edelweiss ceramicplus S3




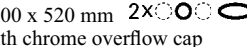
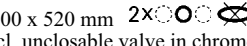


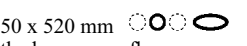
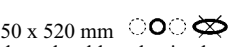


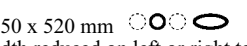
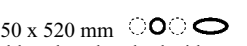
\* Ceramic models also available in ceramicplus, colour code and surcharge see flip-out page

# Sanitaryware and Bathroom Furniture Price List No. 8 - 2009

## Collection Sentique

Ceramic models also available in **ceramicplus**




Registered design

		Article no.		Euro				pcs/ pal.	kg/ pc.	
				white (alpin)*	pergamon*	star white Basic colours	Matt colours Colorline			
  	<b>Double vanity washbasin</b> Furniture programme Sentique to match									
	1300 x 520 mm 2x  with chrome overflow cap	<b>5126</b>	<b>D0</b>	<b>XX</b>	882,00	1.059,00	1.122,00	1.475,00	10	41,0
	1300 x 520 mm 2x  incl. unclosable valve in chrome	<b>5126</b>	<b>D1</b>	<b>XX</b>	921,00	1.098,00	1.161,00	1.514,00	8	41,0
	<b>Pedestal</b>	<b>5243</b>	<b>00</b>	<b>XX</b>	153,00	184,00	247,00	308,00	30	11,0
	<b>Trap cover</b> incl. fastening set „Smart fix“	<b>5244</b>	<b>00</b>	<b>XX</b>	160,00	192,00	255,00	319,00	40	9,0
	<b>Towel holder</b> Fastening set included (optional) 470 x 160 x 85 mm side installation Set of 2 pieces Stainless steel	<b>9790</b>	<b>00</b>	<b>D7</b>	250,00				40	2,4
	1035 x 100 mm front installation Stainless steel	<b>9790</b>	<b>10</b>	<b>D7</b>	173,00				120	2,5
 	<b>Vanity washbasin</b> Furniture programme Sentique to match									
	1450 x 520 mm  with chrome overflow cap	<b>5142</b>	<b>E0</b>	<b>XX</b>	852,00	1.023,00	1.086,00	1.427,00	8	37,5
	1450 x 520 mm  incl. unclosable valve in chrome	<b>5142</b>	<b>E1</b>	<b>XX</b>	891,00	1.062,00	1.125,00	1.466,00	8	37,5
	<b>Pedestal</b>	<b>5243</b>	<b>00</b>	<b>XX</b>	153,00	184,00	247,00	308,00	30	11,0
	<b>Trap cover</b> incl. fastening set „Smart fix“	<b>5244</b>	<b>00</b>	<b>XX</b>	160,00	192,00	255,00	319,00	40	9,0
	<b>Towel holder</b> 470 x 160 x 85 mm side installation Set of 2 pieces Fastening set included (optional) Stainless steel	<b>9790</b>	<b>00</b>	<b>D7</b>	250,00				40	2,4
 <p><i>For cut washbasins please specify the exact dimensions, see order form in the appendix to the price list</i></p> 	<b>Vanity washbasin</b> with chrome overflow cap Cut model (edges not glazed) only suitable for installation in a niche or between two side cabinets (minimum depth = 450 mm), minimum reduction on each side: 25 mm									
	1450 x 520 mm  width reduced on left or right to 1100 mm	<b>5142</b>	<b>EG</b>	<b>XX</b>	914,00	1.085,00	1.148,00	1.489,00	8	37,5
	1450 x 520 mm  width reduced on both sides to 750 mm	<b>5142</b>	<b>EB</b>	<b>XX</b>	976,00	1.147,00	1.210,00	1.551,00	8	37,5
	<b>Pedestal</b>	<b>5243</b>	<b>00</b>	<b>XX</b>	153,00	184,00	247,00	308,00	30	11,0
	<b>Trap cover</b> incl. fastening set „Smart fix“	<b>5244</b>	<b>00</b>	<b>XX</b>	160,00	192,00	255,00	319,00	40	9,0

XX = Colour code to be indicated  
01 = white alpin 09 = pergamon R2 = star white ceramicplus  
Basic colours = manhattan ceramicplus R5  
Matt colours Colorline = edelweiss ceramicplus S3

\* Ceramic models also available in **ceramicplus**, colour code and surcharge see flip-out page

# Sanitaryware and Bathroom Furniture Price List No. 8 - 2009






Collection Sentique		Article no.		Euro				pcs/ pal.	kg/ pc.
				white (alpin)*	pergamon*	star white Basic colours	Matt colours Colorline		
 <p><b>Vanity washbasin</b> Furniture programme Sentique to match</p> <p>1000 x 520 mm ○○○○ with chrome overflow cap</p> <p>1000 x 520 mm ○○○○ incl. unclosable valve in chrome</p> <p><b>Pedestal</b></p> <p><b>Trap cover</b> incl. fastening set „Smart fix“</p> <p><b>Towel holder</b> Fastening set included (optional) 470 x 160 x 85 mm side installation Set of 2 pieces Stainless steel</p> <p>625 x 100 mm front installation Stainless steel</p>									
 <p><b>Vanity washbasin</b> Furniture programme Sentique to match</p> <p>800 x 520 mm ○○○○ with chrome overflow cap</p> <p>800 x 520 mm ○○○○ incl. unclosable valve in chrome</p> <p><b>Pedestal</b></p> <p><b>Trap cover</b> incl. fastening set „Smart fix“</p> <p><b>Towel holder</b> 470 x 160 x 85 mm side installation Set of 2 pieces Fastening set included (optional) Stainless steel</p>									
 <p><b>Washbasin</b> Furniture programme Sentique to match</p> <p>650 x 500 mm ○○○○</p> <p>650 x 500 mm ○○○○ incl. unclosable valve in chrome</p> <p>600 x 490 mm ○○○○</p> <p>600 x 490 mm ○○○○ incl. unclosable valve in chrome</p> <p><b>Pedestal</b></p> <p><b>Trap cover</b> incl. fastening set „Smart fix“</p>									

XX = Colour code to be indicated  
 01 = white alpin 09 = pergamon R2 = star white ceramicplus  
 Basic colours = manhattan ceramicplus R5  
 Matt colours Colorline = edelweiss ceramicplus S3

\* Ceramic models also available in ceramicplus, colour code and surcharge see flip-out page






# Sanitaryware and Bathroom Furniture Price List No. 8 - 2009

Collection Sentique		Article no.		Euro				pcs/ pal.	kg/ pc.						
				white (alpin)*	pergamon*	star white Basic colours	Matt colours Colorline								
	<b>Semi-recessed washbasin</b> 555 x 450 mm ○○○○ Incl. template Fastening set included	5146	55	XX	321,00	386,00	449,00	577,00	12	14,0					
	not available in: R5														
	<b>Handwashbasin</b> 450 x 360 mm ○○ 450 x 360 mm ○ <del>○</del> incl. unclosable valve in chrome Furniture programme Sentique to match	5322	45	XX	167,00	201,00	264,00	331,00	48	10,0					
	not available in: R5														
	<b>Pedestal</b> 5243 00 XX 153,00 184,00 247,00 308,00							30	11,0						
	<b>Trap cover</b> Fastening set included 5222 00 XX 160,00 192,00 255,00 319,00							24	7,5						
	<b>Handwashbasin compact</b> 370 x 265 mm ○ Fastening set included suitable for 1-hole tap fittings tap hole punched out on right	5323	36	XX	152,00	183,00	246,00	307,00	70	5,5					
	not available in: R5														
370 x 265 mm ○ <del>○</del> incl. unclosable valve in chrome Fastening set included suitable for 1-hole tap fittings tap hole punched out on right							5323	37	XX	191,00	222,00	285,00	346,00	32	5,5
	<b>Bidet</b> 375 x 590 mm ○○ wall-mounted With fastening set for concealed fastening	5422	00	XX	356,00	428,00	491,00	633,00	24	19,5					
	not available in: R5														
	<b>Fastening frame</b> (optional) 9953 00 00 95,00							50	4,9						
<b>Fastening set</b> (optional) 9961 00 00 19,00							40	0,3							
	<b>Bidet</b> 375 x 560 mm ○○○○ floor-standing close to the wall With fastening set for concealed fastening	5423	00	XX	298,00	358,00	421,00	540,00	16	22,0					
	not available in: R5														
	<b>Mounting set</b> For installation close to the wall (also required) 9208 31 00 97,00							80	1,2						
<b>Siphon</b> with extension piece (optional) 9208 72 00 45,00							1	0,5							

XX = Colour code to be indicated  
 01 = white alpin 09 = pergamon R2 = star white ceramicplus  
 Basic colours = manhattan ceramicplus R5  
 Matt colours Colorline = edelweiss ceramicplus S3

\* Ceramic models also available in ceramicplus, colour code and surcharge see flip-out page

# Sanitaryware and Bathroom Furniture Price List No. 8 - 2009

Collection Sentique		Article no.		Euro				pcs/ pal.	kg/ pc.	
				white (alpin)*	pergamon*	star white Basic colours	Matt colours Colorline			
 <p><b>Washdown WC</b> 375 x 590 mm wall-mounted Horizontal outlet With fastening set for concealed fastening</p> <p><b>WC-seat and cover</b> With chrome hinges</p> <p>with Quick Release and Soft Closing hinges</p> <p>with Quick Release hinges</p> <p><b>Fastening frame</b> (optional)</p> <p><b>Fastening set</b> (optional)</p>										
	<b>5622</b>	<b>10</b>	<b>XX</b>	356,00	428,00	491,00	633,00		18	28,5
		<b>98M8</b>	<b>S1</b>	<b>XX</b>	223,00	246,00	246,00	290,00	40	3,8
		<b>98M8</b>	<b>Q1</b>	<b>XX</b>	176,00	194,00	194,00	229,00	40	3,8
		<b>9953</b>	<b>00</b>	<b>00</b>	95,00				50	4,9
 <p><b>Washdown WC</b> 375 x 560 mm floor-standing close to the wall Horizontal outlet With fastening set for concealed fastening</p> <p><b>Vario drainbend</b> For vertical outlet</p> <p>For installation close to the wall: 150 mm</p> <p>For installation at 90 mm from wall: 150 - 240 mm</p> <p>For installation at 90 mm from wall: 70 - 150 mm</p> <p><b>WC-seat and cover</b> With chrome hinges</p> <p>with Quick Release and Soft Closing hinges</p> <p>with Quick Release hinges</p>										
	<b>5624</b>	<b>10</b>	<b>XX</b>	303,00	364,00	427,00	548,00		12	36,0
		<b>8701</b>	<b>00</b>	<b>00</b>	56,00				100	0,7
		<b>8701</b>	<b>00</b>	<b>00</b>	56,00				100	0,7
		<b>8711</b>	<b>00</b>	<b>00</b>	56,00				100	0,7
		<b>98M8</b>	<b>S1</b>	<b>XX</b>	223,00	246,00	246,00	290,00	40	3,8
		<b>98M8</b>	<b>Q1</b>	<b>XX</b>	176,00	194,00	194,00	229,00	40	3,8
 <p><b>Washdown WC for close-coupled</b></p> <p><b>WC-suite</b> 375 x 695 mm floor-standing Horizontal outlet Fastening set included</p> <p><b>Vario drainbend</b> For vertical outlet</p> <p>165 - 275 mm</p> <p>75 - 185 mm</p> <p><b>Cistern</b> water inlet from the sides or rear flushing mechanism with DUO water-saving button chrome</p> <p><b>WC-seat and cover</b> With chrome hinges</p> <p>with Quick Release and Soft Closing hinges</p> <p>with Quick Release hinges</p>										
	<b>5625</b>	<b>10</b>	<b>XX</b>	419,00	503,00	566,00	734,00		9	36,0
		<b>8701</b>	<b>00</b>	<b>00</b>	56,00				100	0,7
		<b>8711</b>	<b>00</b>	<b>00</b>	56,00				100	0,7
		<b>5722</b>	<b>11</b>	<b>XX</b>	293,00	322,00	385,00	442,00	36	14,5
		<b>98M8</b>	<b>S1</b>	<b>XX</b>	223,00	246,00	246,00	290,00	40	3,8
		<b>98M8</b>	<b>Q1</b>	<b>XX</b>	176,00	194,00	194,00	229,00	40	3,8

XX = Colour code to be indicated  
 01 = white alpin 09 = pergamon R2 = star white ceramicplus  
 Basic colours = manhattan ceramicplus R5  
 Matt colours Colorline = edelweiss ceramicplus S3

\* Ceramic models also available in ceramicplus, colour code and surcharge see flip-out page

# Sanitaryware and Bathroom Furniture Price List No. 8 - 2009

## Collection Sentique



Ceramic models also available in ceramicplus

Registered design



*We recommend the urinal from Subway for use with Sentique*




Registered design	Article no.	Euro				pcs/ pal.	kg/ pc.		
		white (alpin)*	pergamon*	star white Basic colours	Matt colours Colorline				
<b>Subway</b>									
<b>Siphonic urinal</b>									
concealed water inlet									
With fastening set for concealed fastening									
285 x 535 x 315 mm	<b>7513</b>	<b>00</b>	<b>XX</b>	317,00	381,00	444,00	571,00	20	16,2
without cover									
285 x 535 x 315 mm	<b>7513</b>	<b>05</b>	<b>XX</b>	360,00	424,00	487,00	614,00	20	17,5
without cover									
with target									
285 x 535 x 315 mm	<b>7513</b>	<b>01</b>	<b>XX</b>	359,00	431,00	494,00	638,00	20	16,1
for cover									
<b>Cover</b>									
with Soft Closing hinges	<b>9956</b>	<b>S1</b>	<b>XX</b>	164,00	181,00	181,00	214,00	40	1,5
With chrome hinges									
<b>Concealed waste unit</b>									
(optional)									
Horizontal outlet		<b>9326</b>	<b>00</b>	<b>00</b>	51,00			150	0,5
Flush volume 0,8 litres									
Vertical outlet		<b>9327</b>	<b>00</b>	<b>00</b>	51,00			150	0,5
Flush volume 0,8 litres									
<b>Connection pieces</b>									
Comprising: collar, outlet elbow, drain pipe	<b>9319</b>	<b>00</b>	<b>00</b>	76,00				1	0,5
150mm long									
chrome									
(optional)									
<b>Water-inlet connector</b>									
(optional)	<b>9933</b>	<b>00</b>	<b>00</b>	28,00				150	0,5

XX = Colour code to be indicated  
 01 = white alpin 09 = pergamon R2 = star white ceramicplus  
 Basic colours = manhattan ceramicplus R5  
 Matt colours Colorline = edelweiss ceramicplus S3

\* Ceramic models also available in ceramicplus, colour code and surcharge see flip-out page

# Sanitaryware and Bathroom Furniture Price List No. 8 - 2009

Collection Sentique Ceramic models also available in ceramicplus Registered design	Article no.	Euro				pcs/ pal.	kg/ pc.
		white (alpin)*	pergamon*	star white Basic colours	Matt colours Colorline		
 <p><b>Bathtub</b> This bathtub can be fitted with Whirlpool systems.</p> <p>BA180SEE2V 1800 x 800 mm built-in model</p> <p>BA180SEE2PFV 1800 x 800 mm niche model</p> <p>BA180SEE2PCV 1800 x 800 mm corner model</p> <p>BA180SEE2PWV 1800 x 800 mm wall model</p> <p>BA177SEE2V 1700 x 700 mm built-in model</p> <p>BA177SEE2PFV 1700 x 700 mm niche model</p> <p>BA177SEE2PCV 1700 x 700 mm corner model</p> <p>BA177SEE2PWV 1700 x 700 mm wall model</p>							
		<i>Further information is to be found in the Wellness price list.</i>					

XX = Colour code to be indicated  
 01 = white alpin 09 = pergamon R2 = star white ceramicplus  
 Basic colours = manhattan ceramicplus R5  
 Matt colours Colorline = edelweiss ceramicplus S3

\* Ceramic models also available in ceramicplus, colour code and surcharge see flip-out page

# Sanitaryware and Bathroom Furniture Price List No. 8 - 2009

## Collection Sentique Furniture programme

€uro

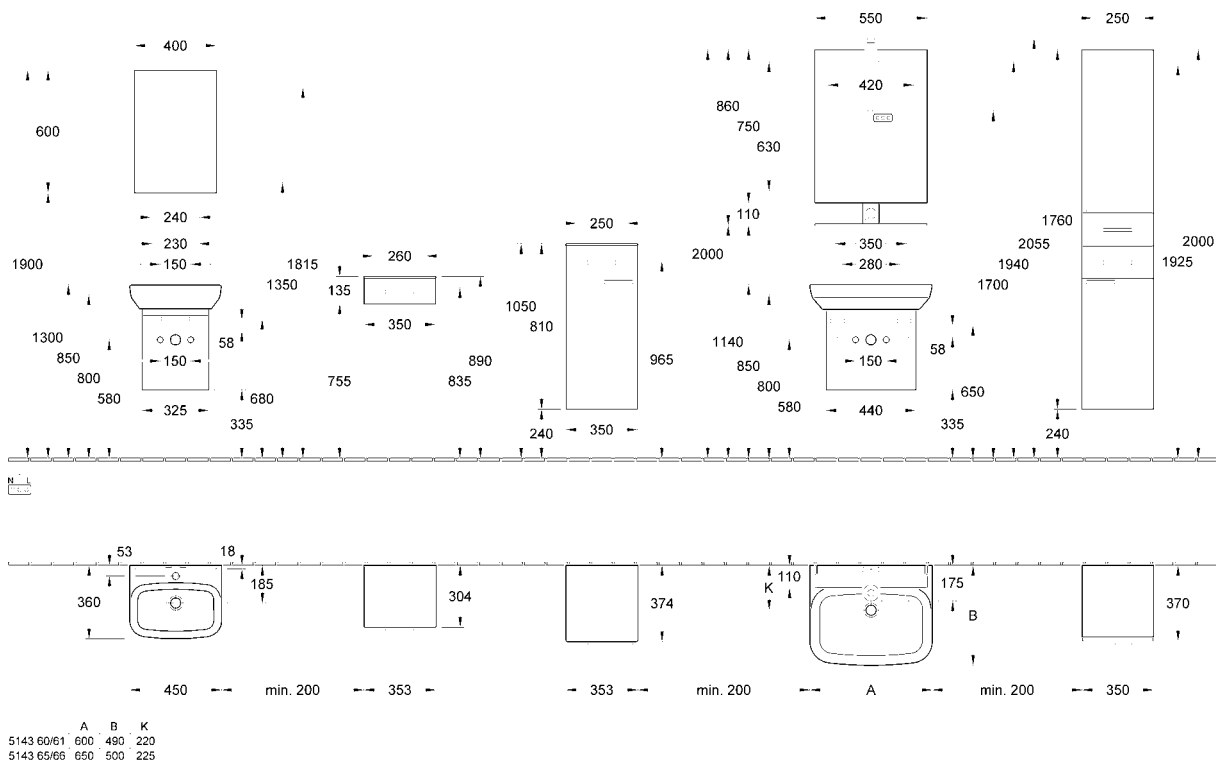
Registered design

### Front colours

- DH Glossy White
- DK Glossy red
- DN Pearlwood

Front and body: MDF laminated, glossy white, glossy red and Pearlwood  
 Glass countertop for side cabinets: 8 mm, brown lacquered on back  
 Chair cushion: soft PU, brown imbued  
 Grip handle: glossy chrome-plated  
 Mirror cabinet and socket element: body anodised aluminium

**Produced to order / Except for: EXPRESS DELIVERY \*These products are always in stock.**



	A	B	K
5143 60/61	600	490	220
5143 65/66	650	500	225

220 - 240 V mains connection, loose (protection sherps of country, regulation 601-02-01)  
 Please note: Observe the protection sherps of the country in question. Leave electrical connections to an expert.

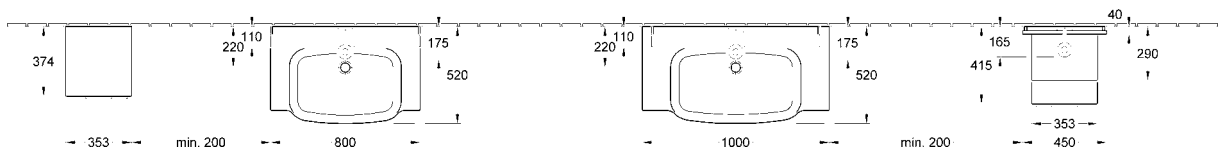
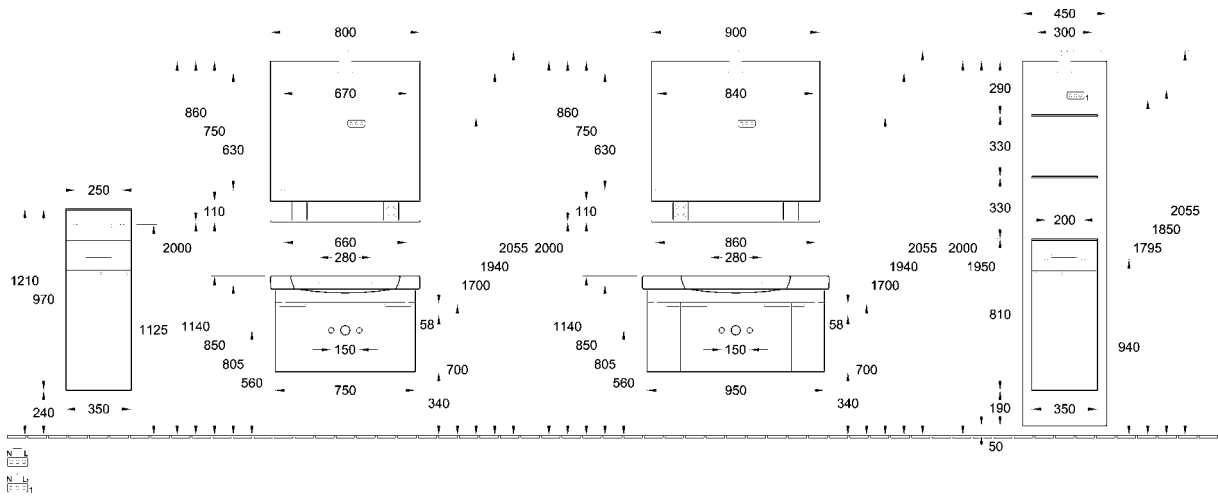
XX = Front colour codes to be indicated  
 DH = Glossy White  
 DK = Glossy red  
 DN = Pearlwood

# Sanitaryware and Bathroom Furniture Price List No. 8 - 2009

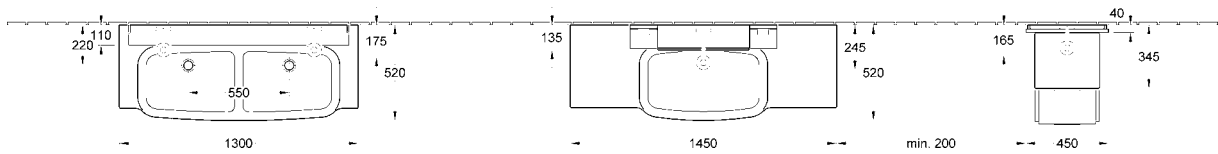
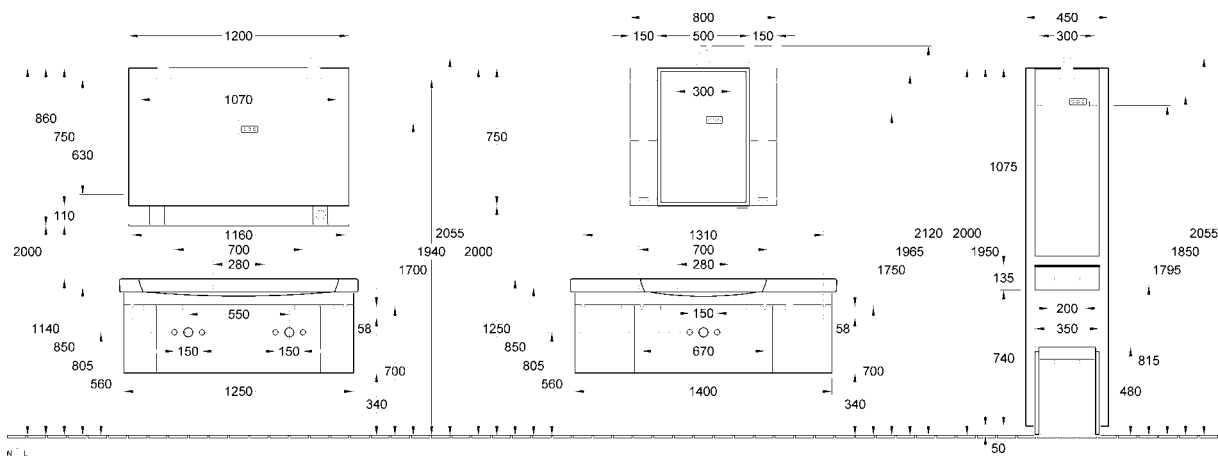
## Collection Sentique Furniture programme

€uro

Registered design



220 - 240 V mains connection, loose (protection sherpes of country, regulation 601-02-01)  
220 - 240 V switched main connection (protection sherpes of country, regulation 601-02-01)  
Please note: Observe the protection sherpes of the country in question. Leave electrical connections to an expert.



220 - 240 V mains connection, loose (protection sherpes of country, regulation 601-02-01)  
220 - 240 V switched main connection (protection sherpes of country, regulation 601-02-01)  
Please note: Observe the protection sherpes of the country in question. Leave electrical connections to an expert.

XX = Front colour codes to be indicated  
DH = Glossy White  
DK = Glossy red  
DN = Pearlwood

# Sanitaryware and Bathroom Furniture Price List No. 8 - 2009

## Collection Sentique Furniture programme

€uro

Registered design

The washbasin is to be ordered separately.

### Recommendation 1

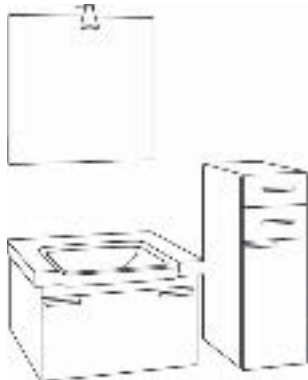


a) Vanity unit	<b>A251 00 XX</b>
b) Mirror	<b>A301 40 00</b>
DN	<b>490,00</b>
DH, DK	<b>539,00</b>



The washbasin is to be ordered separately.

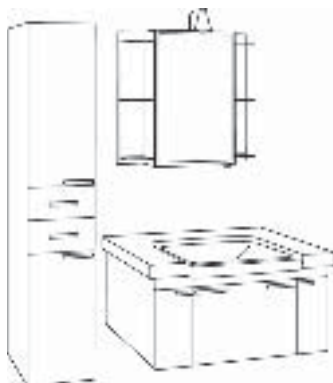
### Recommendation 2



a) Vanity unit	<b>A251 20 XX</b>
b) Mirror	<b>A301 80 00</b>
c) Side cabinet	<b>A258 01 XX</b>
DN	<b>1.832,00</b>
DH, DK	<b>2.016,00</b>

The washbasin is to be ordered separately.

### Recommendation 3



a) Vanity unit	<b>A251 30 XX</b>
b) Mirror cabinet	<b>A300 80 XX</b>
c) Casket inside door	<b>A252 00 00</b>
d) Tall cabinet	<b>A259 00 XX</b>
DN	<b>2.710,00</b>
DH, DK	<b>3.014,00</b>

XX = Front colour codes to be indicated  
 DH = Glossy White  
 DK = Glossy red  
 DN = Pearlwood

# Sanitaryware and Bathroom Furniture Price List No. 8 - 2009

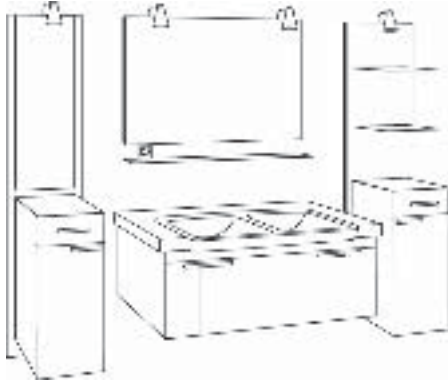
## Collection Sentique Furniture programme

€uro

Registered design

The washbasin is to be ordered separately.

### Recommendation 4



a) Vanity unit	<b>A251 40 XX</b>
b) Mirror	<b>A301 22 00</b>
c) 2 x Casket inside door	<b>A252 00 00</b>
	<b>A252 00 00</b>
d) Glass shelf	<b>A302 12 00</b>
e) Socket element	<b>A256 02 XX</b>
f) Side cabinet	<b>A257 00 XX</b>
g) Panel	<b>A262 10 XX</b>
h) Side cabinet	<b>A257 01 XX</b>
i) Panel	<b>A262 00 XX</b>
DN	<b>4.338,00</b>
DH, DK	<b>4.755,00</b>

The washbasin is to be ordered separately.

### Recommendation 5



a) Vanity unit	<b>A251 10 XX</b>
b) Mirror	<b>A301 55 00</b>
c) Glass shelf	<b>A302 55 00</b>
d) Socket element	<b>A256 01 XX</b>
e) Panel	<b>A262 10 XX</b>
f) Box with drawers	<b>A260 00 XX</b>
g) Unit on casters	<b>A261 00 XX</b>
DN	<b>2.403,00</b>
DH, DK	<b>2.647,00</b>

XX = Front colour codes to be indicated  
 DH = Glossy White  
 DK = Glossy red  
 DN = Pearlwood



# Sanitaryware and Bathroom Furniture Price List No. 8 - 2009

## Collection Sentique Furniture programme

€uro

Registered design

The washbasin is to be ordered separately.

### Vanity unit

1250 x 450 x 425 mm  
wall-mounted  
1 pull-out compartment, 2 doors  
Fastening set included  
for vanity washbasins SENTIQUE  
5126 D0, D1



**A251 50 XX**

DN	<b>882,00</b>
DH, DK	<b>1.014,00</b>

### Vanity unit

1400 x 450 x 425 mm  
wall-mounted  
1 pull-out compartment, 2 doors  
Fastening set included  
for vanity washbasins SENTIQUE  
5142 E0, E1



**A251 40 XX**

DN	<b>907,00</b>
DH, DK	<b>1.044,00</b>

### Vanity unit

950 x 450 x 425 mm  
wall-mounted  
1 pull-out compartment, 2 doors  
Fastening set included  
for vanity washbasins SENTIQUE  
5142 A0, A1



**A251 30 XX**

DN	<b>652,00</b>
DH, DK	<b>748,00</b>

### Vanity unit

750 x 450 x 425 mm  
wall-mounted  
1 pull-out compartment  
Fastening set included  
for vanity washbasins SENTIQUE  
5142 80, 81



**A251 20 XX**

DN	<b>551,00</b>
DH, DK	<b>633,00</b>

### Vanity unit

440 x 400 x 355 mm  
wall-mounted  
1 pull-out compartment  
Fastening set included  
for washbasins SENTIQUE 5143  
65,60



**A251 10 XX**

DN	<b>445,00</b>
DH, DK	<b>511,00</b>

### Vanity unit

325 x 395 x 250 mm  
hinges on left  
wall-mounted  
1 door  
Fastening set included  
for handwashbasins SENTIQUE  
5322




**A251 00 XX**

DN	<b>329,00</b>
DH, DK	<b>378,00</b>

### Casket inside door

200 x 40 x 200 mm  
Fastening set included  
for vanity units A251 20,30,40 from  
furniture programme SENTIQUE



**A252 00 00**

DN	<b>108,00</b>
DH, DK	-

XX = Front colour codes to be indicated  
DH = Glossy White  
DK = Glossy red  
DN = Pearlwood

# Sanitaryware and Bathroom Furniture Price List No. 8 - 2009


## Collection Sentique Furniture programme

€uro

Registered design

### Mirror cabinet

800 x 750 x 135/244 mm  
hinges on left  
hinges can be mounted on right  
with lighting, door with mirror  
on both sides, panel and 3 glass  
shelves on left and right, 3 height-  
adjustable glass shelves inside,  
switch and socket  
IP 23  
Fastening set included



**A300 80 XX**

### Mirror

1200 x 750 x 50/173 mm  
2 lamps, 1 switch  
Fastening set included  
for combination with glass shelf  
A302 and socket A256



**A301 22 00**

### Mirror

1200 x 750 x 50/173 mm  
1 lamp, 1 switch  
Fastening set included  
for combination with glass shelf  
A302 and socket A256



**A301 12 00**

### Mirror

900 x 750 x 50/173 mm  
1 lamp, 1 switch  
Fastening set included  
for combination with glass shelf  
A302 and socket A256



**A301 90 00**

DN	<b>1.150,00</b>	<b>954,00</b>	<b>900,00</b>	<b>646,00</b>
DH, DK	<b>1.237,00</b>	-	-	-

### Mirror

800 x 750 x 50/173 mm  
1 lamp, 1 switch  
Fastening set included  
for combination with glass shelf  
A302 and socket A256



**A301 80 00**

### Mirror

550 x 750 x 50/173 mm  
1 lamp, 1 switch  
Fastening set included  
for combination with glass shelf  
A302 and socket A256



**A301 55 00**

### Mirror

400 x 600 x 15 mm  
Fastening set included



**A301 40 00**

	<b>610,00</b>	<b>520,00</b>	<b>161,00</b>
--	---------------	---------------	---------------

### Glass shelf

1200 x 8 x 120 mm  
Fastening set included  
for combination with mirror 120 cm  
and socket A256



**A302 12 00**

### Glass shelf

900 x 8 x 120 mm  
Fastening set included  
for combination with mirror 90 cm  
and socket A256



**A302 90 00**

### Glass shelf

800 x 8 x 120 mm  
Fastening set included  
for combination with mirror 80 cm  
and socket A256



**A302 80 00**

### Glass shelf

550 x 8 x 120 mm  
Fastening set included  
for combination with mirror 55 cm  
and socket A256



**A302 55 00**

	<b>206,00</b>	<b>164,00</b>	<b>156,00</b>	<b>130,00</b>
--	---------------	---------------	---------------	---------------

XX = Front colour codes to be indicated  
DH = Glossy White  
DK = Glossy red  
DN = Pearlwood

# Sanitaryware and Bathroom Furniture Price List No. 8 - 2009

## Collection Sentique Furniture programme

€uro

Registered design

### Socket element

IP 44

Fastening set included



Socket for 550 mm mirror and glass shelf

**A256 01 CV**

**105,00**



Socket can be installed on left or right  
Socket element for all other mirrors and glass shelves

**A256 02 CV**

**167,00**

### Side cabinet

355 x 970 x 375 mm  
wall-mounted, 1 door, 2 drawers,  
1 glass countertop, 1 glass shelf  
Fastening set included



hinges on left  
**A258 00 XX**

hinges on right  
**A258 01 XX**

### Side cabinet

355 x 810 x 375 mm  
wall-mounted, 1 door, 1 drawer,  
1 glass countertop, 1 glass shelf  
Fastening set included  
for combination with panel A262



hinges on left  
**A257 00 XX**

hinges on right  
**A257 01 XX**

DN	<b>671,00</b>	<b>671,00</b>	<b>504,00</b>	<b>504,00</b>
DH, DK	<b>773,00</b>	<b>773,00</b>	<b>579,00</b>	<b>579,00</b>

XX = Front colour codes to be indicated  
DH = Glossy White  
DK = Glossy red  
DN = Pearlwood

# Sanitaryware and Bathroom Furniture Price List No. 8 - 2009

## Collection Sentique Furniture programme

€uro

Registered design

### Panel

450 x 1950 x 290 mm  
wall-mounted  
Fastening set included  
for combination with side  
cabinet A257 or box with  
drawers A260




1 lamp, 2 glass shelves  
**A262 00 XX**



1 lamp, 1 mirror  
**A262 10 XX**

### Box with drawers

355 x 135 x 305 mm  
1 glass countertop  
Fastening set included  
for combination with panel A262



**A260 00 XX**

DN	<b>440,00</b>	<b>440,00</b>	<b>214,00</b>
DH, DK	<b>505,00</b>	<b>505,00</b>	<b>246,00</b>

### Tall cabinet

350 x 1760 x 370 mm  
wall-mounted, 2 doors, 2 drawers,  
2 glass shelves, top, 1 glass shelf  
below  
Fastening set included



hinges on left  
**A259 00 XX**

hinges on right  
**A259 01 XX**

### Unit on casters

350 x 480 mm  
1 door, Seat can be removed






















**A261 00 XX**

DN	<b>800,00</b>	<b>800,00</b>	<b>549,00</b>
DH, DK	<b>921,00</b>	<b>921,00</b>	<b>630,00</b>

XX = Front colour codes to be indicated  
DH = Glossy White  
DK = Glossy red  
DN = Pearlwood



# Sanitaryware and Bathroom Furniture Price List No. 8 - 2009

Collection Lifetime		Article no.		Euro				pcs/ pal.	kg/ pc.
				white (alpin)*	pergamon*				
Ceramic models also available in <b>ceramicplus</b> Registered design									
	<b>Washbasin</b> Furniture programme Lifetime to match								
	800 x 540 mm 	<b>5174</b>	<b>80 XX</b>	422,00	507,00			10	23,5
	800 x 540 mm  Incl. waste outlet valve with integral overflow	<b>5174</b>	<b>V8 XX</b>	489,00	574,00			10	23,5
	800 x 540 mm  5 tap hole positions can be selected as required	<b>5174</b>	<b>82 XX</b>	422,00	507,00			10	23,5
	800 x 540 mm  Incl. waste outlet valve with integral overflow 5 tap hole positions can be selected as required	<b>5174</b>	<b>V3 XX</b>	489,00	574,00			10	23,5
	700 x 535 mm 	<b>5174</b>	<b>70 XX</b>	296,00	356,00			12	22,0
	700 x 535 mm  Incl. waste outlet valve with integral overflow	<b>5174</b>	<b>V7 XX</b>	363,00	423,00			12	22,0
	700 x 535 mm  5 tap hole positions can be selected as required	<b>5174</b>	<b>72 XX</b>	296,00	356,00			12	22,0
	700 x 535 mm  Incl. waste outlet valve with integral overflow 5 tap hole positions can be selected as required	<b>5174</b>	<b>V2 XX</b>	363,00	423,00			12	22,0
	600 x 520 mm 	<b>5174</b>	<b>60 XX</b>	206,00	248,00			10	17,0
	600 x 520 mm  Incl. waste outlet valve with integral overflow	<b>5174</b>	<b>V6 XX</b>	273,00	315,00			24	17,0
	 <b>Trap cover</b> incl. fastening set „Smart fix“	<b>5275</b>	<b>00 XX</b>	160,00	192,00			95	6,0
	 <b>Trap cover</b> for extra-flat siphon Siphon incl. incl. fastening set „Smart fix“	<b>5274</b>	<b>00 XX</b>	166,00	200,00			95	7,0
	<b>Handwashbasin</b> 450 x 370 mm* 	<b>5375</b>	<b>46 XX</b>	147,00	177,00			40	10,0
	*Please note: unclosable outlet valve must be used with models without overflow								
	 <b>Trap cover</b> incl. fastening set „Smart fix“	<b>7244</b>	<b>00 XX</b>	132,00	159,00			70	5,7
	<b>Unclosable outlet valve</b> (optional) chrome	<b>8798</b>	<b>00 61</b>	73,00				150	0,5
	<b>Bidet</b> wall-mounted								
	400 x 605 mm  With fastening set for concealed fastening	<b>5475</b>	<b>00 XX</b>	356,00	428,00			18	22,5
	400 x 605 mm  With fastening set for concealed fastening Incl. waste outlet valve with integral overflow	<b>5475</b>	<b>V0 XX</b>	423,00	495,00			10	22,5
	<b>Fastening frame</b> (optional)	<b>9953</b>	<b>00 00</b>	95,00				50	4,9
	<b>Fastening set</b> (optional)	<b>9961</b>	<b>00 00</b>	19,00				40	0,3

XX = Colour code to be indicated  
01 = white alpin 09 = pergamon

\* Ceramic models also available in ceramicplus, colour code and surcharge see flip-out page

# Sanitaryware and Bathroom Furniture Price List No. 8 - 2009

Collection Lifetime		Article no.		Euro				pcs/ pal.	kg/ pc.	
				white (alpin)*	pergamon*					
Ceramic models also available in <b>ceramicplus</b> Registered design										
	<b>Washdown WC</b> 400 x 605 mm wall-mounted Horizontal outlet With fastening set for concealed fastening	<b>5672</b>	<b>10</b>	<b>XX</b>	356,00	428,00			12	25,0
	<b>WC-seat and cover</b> with Quick Release and Soft Closing hinges With chrome hinges	<b>9M02</b>	<b>S1</b>	<b>XX</b>	223,00	246,00			40	3,3
	<b>Fastening frame</b> (optional)	<b>9953</b>	<b>00</b>	<b>00</b>	95,00				50	4,9
	<b>Fastening set</b> (optional)	<b>9961</b>	<b>00</b>	<b>00</b>	19,00				40	0,3
	<b>Bathtub</b> BQ180LIF2V 1800 x 800 mm This bathtub can be fitted with Whirlpool systems.				<i>Further information is to be found in the Wellness price list.</i>					

XX = Colour code to be indicated  
 01 = white alpin 09 = pergamon

\* Ceramic models also available in ceramicplus, colour code and surcharge see flip-out page

# Sanitaryware and Bathroom Furniture Price List No. 8 - 2009

## Collection Lifetime Furniture programme

€uro

Registered design

### Front colours

EA Velvet-look painted finish in white  
EB Velvet-look painted finish in red

### Body colours

H Acacia décor  
D Walnut décor  
A White

Front and cover panel: red or white velvet-look painted finish

Body: acacia or walnut chipboard, melamine-laminated

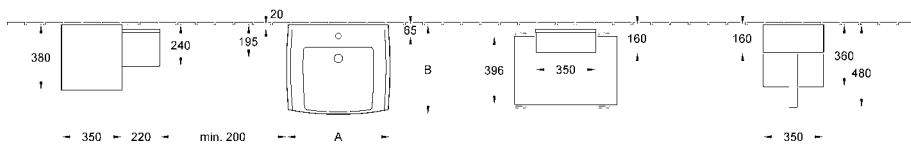
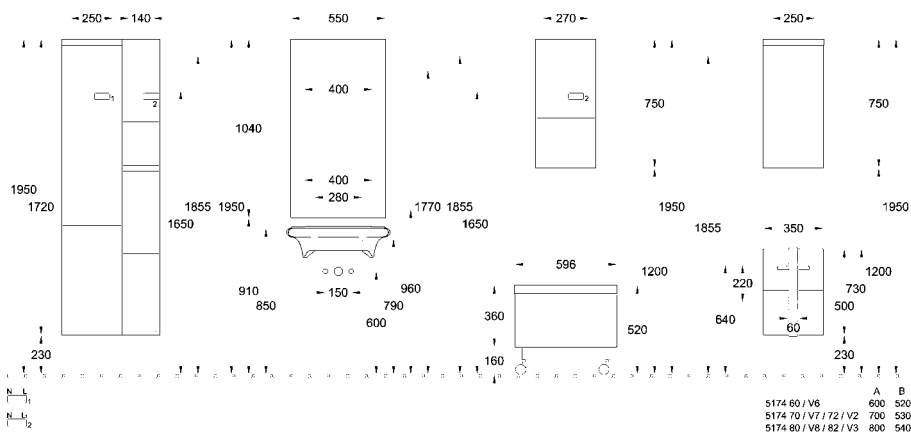
Handles: bow-type handles Art. No. AXXX (160 mm), brushed aluminium finish / Knob Art. No. BXXX chrome velour

Feet and fastening arm of tall cabinet: aluminium coloured, powder-coated metal

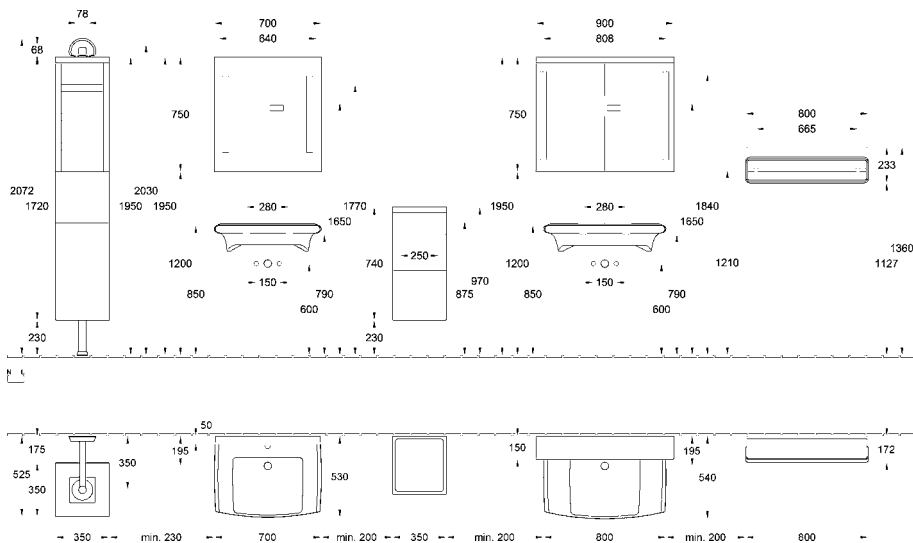
Doors/pull-out elements/drawers: with Soft Closing function

Cushion: soft PU core with grey artificial leather covering, waterproof

### Produced to order



220 - 240 V mains connection, loose (protection sherps of country, regulation 601-02-01)  
220 - 240 V switched main connection (protection sherpes of country, regulation 601-02-01)  
Please note: Observe the protection sherpes of the country in question. Leave electrical connections to an expert.



220 - 240 V mains connection, loose (protection sherps of country, regulation 601-02-01)  
Please note: Observe the protection sherpes of the country in question. Leave electrical connections to an expert.

XX = Front colour codes to be indicated  
EA = Velvet-look painted finish in white  
EB = Velvet-look painted finish in red  
Y = Body colour codes to be indicated  
H = Acacia décor  
D = Walnut décor  
A = White

# Sanitaryware and Bathroom Furniture Price List No. 8 - 2009

## Collection Lifetime Furniture programme

€uro

Registered design

The washbasin is to be ordered separately.

### Recommendation 1



a) Unit on casters	<b>A500 Y0 XX</b>
b) Mirror cabinet	<b>A311 Y0 XX</b>
c) WC furniture	<b>A507 Y0 XX</b>
d) Shelf	<b>A508 Y0 00</b>
EA, EB	<b>3.077,00</b>

The washbasin is to be ordered separately.

### Recommendation 2



a) Unit on casters	<b>A500 Y0 XX</b>
b) Mirror	<b>A313 55 00</b>
c) 2 x Side cabinet	<b>A505 Y0 XX</b>
	<b>A505 Y0 XX</b>
d) Wall-mounted cabinet	<b>A506 YL XX</b>
e) Shelf	<b>A501 Y0 XX</b>
EA, EB	<b>3.377,00</b>

The washbasin is to be ordered separately.

### Recommendation 3



a) Unit on casters	<b>A500 Y0 XX</b>
b) Mirror	<b>A312 70 00</b>
c) Tall cabinet	<b>A503 YL XX</b>
d) Shelves	<b>A504 Y0 XX</b>
e) WC furniture	<b>A507 Y0 XX</b>
f) Shelf	<b>A501 Y0 XX</b>
EA, EB	<b>4.308,00</b>

XX = Front colour codes to be indicated  
EA = Velvet-look painted finish in white  
EB = Velvet-look painted finish in red

Y = Body colour codes to be indicated  
H = Acacia décor  
D = Walnut décor  
A = White



# Sanitaryware and Bathroom Furniture Price List No. 8 - 2009

## Collection Lifetime Furniture programme

€uro

Registered design

The washbasin is to be ordered separately.

### Recommendation 4



a) Unit on casters	<b>A500 Y0 XX</b>
b) Mirror cabinet	<b>A311 Y0 XX</b>
c) Side cabinet	<b>A505 Y0 XX</b>
d) Shelf	<b>A501 Y0 XX</b>
e) Tall cabinet	<b>A502 Y0 XX</b>
EA, EB	<b>5.527,00</b>

The washbasins are to be ordered separately.

#### Unit on casters

596 x 520 x 390 mm  
with handle

With cushion, 4 lockable castors,  
2 pull-out compartments  
Can be combined with LIFETIME  
5174 washbasin with trap cover  
5274



**A500 Y0 XX**

EA, EB

**780,00**

#### Unit on casters

596 x 520 x 390 mm  
with button

With cushion, 4 lockable castors,  
2 pull-out compartments  
Can be combined with LIFETIME  
5174 washbasin with trap cover  
5274



**B500 Y0 XX**

**780,00**

#### Mirror cabinet

900 x 750 x 140 mm  
2 lamps, 2 doors with mirrors  
inside, 3 glass shelves, remote  
control for operating light with  
holder, 1 socket  
IP 44  
Fastening set included



**A311 Y0 XX**

EA, EB

**1.438,00**

#### Mirror

700 x 750 x 50 mm  
2 lamps, Clock (time, indoor  
temperature, date), remote control  
for operating light with holder  
IP 44  
Fastening set included



**A312 70 00**

**954,00**

#### Mirror

550 x 1040 x 20 mm  
Extended mirror for simultaneous  
use when sitting and/or standing  
Fastening set included



**A313 55 00**

**207,00**

#### Mirror heating

400 x 500 x 5 mm  
self-adhesive  
IP X4



**B000 04 00**

**124,00**

XX = Front colour codes to be indicated  
EA = Velvet-look painted finish in white  
EB = Velvet-look painted finish in red

Y = Body colour codes to be indicated  
H = Acacia décor  
D = Walnut décor  
A = White

# Sanitaryware and Bathroom Furniture Price List No. 8 - 2009

## Collection Lifetime Furniture programme

€uro

Registered design

### Wall-mounted cabinet

350 x 750 x 160 mm  
3 glass shelves  
Fastening set included



with handle, hinges on left  
**A506 YL XX**

### Wall-mounted cabinet

350 x 750 x 160 mm  
3 glass shelves  
Fastening set included



with button, hinges on left  
**B506 YL XX**

with handle, hinges on right  
**A506 YR XX**

with button, hinges on right  
**B506 YR XX**

EA, EB	<b>491,00</b>	<b>491,00</b>	<b>491,00</b>	<b>491,00</b>
--------	---------------	---------------	---------------	---------------

### Shelf

350 x 750 x 160 mm  
3 shelves (centre one illuminated)  
Fastening set included



**A501 Y0 XX**

### Side cabinet

350 x 740 x 380 mm  
with handle  
2 drawers, 1 pull-out compartment  
Fastening set included



**A505 Y0 XX**

### Side cabinet

350 x 740 x 380 mm  
with button  
2 drawers, 1 pull-out compartment  
Fastening set included



**B505 Y0 XX**

EA, EB	<b>459,00</b>	<b>720,00</b>	<b>720,00</b>
--------	---------------	---------------	---------------

XX = Front colour codes to be indicated  
EA = Velvet-look painted finish in white  
EB = Velvet-look painted finish in red

Y = Body colour codes to be indicated  
H = Acacia décor  
D = Walnut décor  
A = White

# Sanitaryware and Bathroom Furniture Price List No. 8 - 2009

## Collection Lifetime Furniture programme

€uro

Registered design

### Tall cabinet

350 x 1720/2072 x 350/525 mm  
with handle, turnable  
3 glass shelves (1/3 body depth),  
1 fold-out door, 1 fold-out door  
with laundry basket, 3 glass  
shelves (2/3 body depth), lowerable  
automatic door, full-length mirror  
on left and right  
Fastening set included



**A502 Y0 XX**



**A502 Y0 XX**

### Tall cabinet

350 x 1720/2072 x 350/525 mm  
with button, turnable  
3 glass shelves (1/3 body depth),  
1 fold-out door, 1 fold-out door  
with laundry basket, 3 glass  
shelves (2/3 body depth), lowerable  
automatic door, full-length mirror  
on left and right  
Fastening set included



**B502 Y0 XX**

EA, EB

**2.130,00**

**2.130,00**

**2.130,00**

### Tall cabinet

350 x 1720 x 380 mm  
wall-mounted, lighting inside,  
2 doors, 4 height-adjustable glass  
shelves, 1 fixed shelf  
Fastening set included



with handle, hinges on left  
**A503 YL XX**

with handle, hinges on right  
**A503 YR XX**

### Tall cabinet

350 x 1720 x 380 mm  
wall-mounted, lighting inside,  
2 doors, 4 height-adjustable glass  
shelves, 1 fixed shelf  
Fastening set included



with button, hinges on left  
**B503 YL XX**

with button, hinges on right  
**B503 YR XX**

EA, EB

**971,00**

**971,00**

**971,00**

**971,00**

XX = Front colour codes to be indicated  
EA = Velvet-look painted finish in white  
EB = Velvet-look painted finish in red

Y = Body colour codes to be indicated  
H = Acacia décor  
D = Walnut décor  
A = White

# Sanitaryware and Bathroom Furniture Price List No. 8 - 2009

## Collection Lifetime Furniture programme

€uro

Registered design

### Waste bin

280 x 275 x 210 mm  
with 2 swivel handles and lid  
for installation in A502, B502  
rotatable cabinets and for standing  
in A503, B503 tall cabinets



**B000 06 00**

**32,00**

### Shelves

220 x 1720 x 240 mm  
wall-mounted  
3 shelves (centre one illuminated),  
Cabinet element, below  
Fastening set included  
Can be combined with tall cabinet  
A503, B503



**A504 Y0 XX**

**572,00**

### WC furniture

350 x 516 x 480 mm  
With lid, Mounting bracket, Toilet  
roll holder  
Fastening set included



**A507 Y0 XX**

**572,00**

### Shelf

800 x 233 x 174 mm  
With towel holder feature  
Fastening set included



**A508 Y0 00**








**287,00**

EA, EB

XX = Front colour codes to be indicated  
EA = Velvet-look painted finish in white  
EB = Velvet-look painted finish in red

Y = Body colour codes to be indicated  
H = Acacia décor  
D = Walnut décor  
A = White

# Sanitaryware and Bathroom Furniture Price List No. 8 - 2009

Collection Arriba		Article no.		Euro				pcs/ pal.	kg/ pc.	
				white (alpin)*	pergamon*	star white Basic colours	Matt colours Colorline			
	<b>Washbasin</b>									
	700 x 555 mm ○○○○	<b>7166</b>	<b>70</b>	<b>XX</b>	247,00	297,00	360,00	459,00	18	19,5
	650 x 525 mm ○○○○	<b>7166</b>	<b>65</b>	<b>XX</b>	200,00	240,00	303,00	383,00	18	16,8
	600 x 485 mm ○○○○	<b>7166</b>	<b>60</b>	<b>XX</b>	177,00	213,00	276,00	347,00	24	15,5
	550 x 445 mm ○○○○	<b>7166</b>	<b>55</b>	<b>XX</b>	161,00	194,00	257,00	321,00	24	13,5
	<b>Pedestal</b>	<b>7206</b>	<b>00</b>	<b>XX</b>	155,00	186,00	249,00	311,00	36	12,8
	<b>Trap cover</b> Fastening set included	<b>7207</b>	<b>00</b>	<b>XX</b>	167,00	201,00	264,00	331,00	40	7,8
	<b>Semi-recessed washbasin</b> 550 x 440 mm ○○○○ Incl. template Fastening set included	<b>7154</b>	<b>55</b>	<b>XX</b>	282,00	339,00	402,00	515,00	18	12,5
	<b>Handwashbasin</b>									
	500 x 385 mm ○○○	<b>7366</b>	<b>50</b>	<b>XX</b>	159,00	191,00	254,00	318,00	40	10,7
	450 x 350 mm ○○○	<b>7366</b>	<b>45</b>	<b>XX</b>	146,00	176,00	239,00	297,00	40	8,8
	<b>Trap cover</b> Fastening set included	<b>7208</b>	<b>00</b>	<b>XX</b>	184,00	221,00	284,00	358,00	65	5,5
	<b>Shelf</b>									
	600 x 185 mm	<b>7866</b>	<b>60</b>	<b>XX</b>	136,00	164,00	227,00	281,00	96	3,0
	550 x 175 mm	<b>7866</b>	<b>55</b>	<b>XX</b>	126,00	152,00	215,00	265,00	95	4,3
	450 x 145 mm	<b>7866</b>	<b>45</b>	<b>XX</b>	110,00	132,00	195,00	239,00	174	2,5
	<b>Bidet</b> 360 x 560 mm ○○○ wall-mounted	<b>7466</b>	<b>00</b>	<b>XX</b>	350,00	420,00	483,00	623,00	27	16,9
	<b>Fastening frame</b> (optional)	<b>9953</b>	<b>00</b>	<b>00</b>	95,00				50	4,9
	<b>Fastening set</b> (optional)	<b>9961</b>	<b>00</b>	<b>00</b>	19,00				40	0,3
	<b>Bidet</b> 360 x 560 mm ○○○○ floor-standing With fastening set for concealed fastening	<b>7467</b>	<b>00</b>	<b>XX</b>	227,00	273,00	336,00	427,00	16	19,0
	<b>Bidet</b> 360 x 560 mm ○○○○ <i>to be discontinued</i> floor-standing close to the wall With fastening set for concealed fastening	<b>7468</b>	<b>00</b>	<b>XX</b>	241,00	290,00	353,00	449,00	16	21,7
	<b>Siphon</b> with extension piece (optional)	<b>9208</b>	<b>72</b>	<b>00</b>	45,00				1	0,5
	<b>Mounting set</b> For installation close to the wall (also required)	<b>9208</b>	<b>31</b>	<b>00</b>	97,00				80	1,2

XX = Colour code to be indicated  
 01 = white alpin 09 = pergamon R2 = star white ceramicplus  
 Basic colours = manhattan ceramicplus R5  
 Matt colours Colorline = edelweiss ceramicplus S3





\* Ceramic models also available in ceramicplus, colour code and surcharge see flip-out page

# Sanitaryware and Bathroom Furniture Price List No. 8 - 2009

## Collection Arriba

Ceramic models also available in **ceramicplus**




Registered design

	Article no.	Euro				white (alpin)*	pergamon*	star white Basic colours	Matt colours Colorline			pcs/pal.	kg/pc.	
 <b>Washdown WC PurAir</b> 360 x 560 mm <i>to be discontinued</i> wall-mounted Horizontal outlet with water-saving AQUAREDUCT® system Flush volume 4.5 litres  <b>Comprising:</b> Washdown WC, pre-fitted WC-seat and cover (chrome hinges), PurAir-technology in white alpin incl. filter  <b>The package price includes the € 270 surcharge for the PurAir technology.</b>  <b>Also required (not included):</b> Standard battery 4x1.5 V Mono D-Cell Alkaline or power supply unit 9219 45 01 or 9219 40 01   <b>PurAir mains power supply unit</b> Input: 100 - 240 V 50 - 60 Hz Output: 5V / 800mA IP 44 Cable length 4 m (optional)   <b>PurAir concealed power supply unit</b> to fit junction box Input: 100 - 240 V 50 - 60 Hz Output: 5V / 800mA IP 65 Cable length 2 m (optional)  <b>Fastening frame</b> (optional)  <b>Fastening set</b> (optional)   <b>PurAir replacement filter</b> (optional)  <b>Replacement PurAir WC-seat and cover</b> With chrome hinges <i>to be discontinued</i>	<b>7603</b>	<b>N0</b>	<b>XX</b>		696,00	771,00	834,00	984,00				12	18,4	
		<b>9219</b>	<b>40</b>	<b>01</b>		41,00							1	0,4
		<b>9219</b>	<b>45</b>	<b>01</b>		51,00							0	0,4
		<b>9953</b>	<b>00</b>	<b>00</b>		95,00							50	4,9
		<b>9961</b>	<b>00</b>	<b>00</b>		19,00							40	0,3
		<b>9219</b>	<b>30</b>	<b>01</b>		31,00							1	0,6
		<b>8826</b>	<b>P1</b>	<b>XX</b>		113,00	125,00	125,00	147,00				120	2,7

XX = Colour code to be indicated  
 01 = white alpin 09 = pergamon R2 = star white ceramicplus  
 Basic colours = manhattan ceramicplus R5  
 Matt colours Colorline = edelweiss ceramicplus S3

\* Ceramic models also available in **ceramicplus**, colour code and surcharge see flip-out page

## Sanitaryware and Bathroom Furniture Price List No. 8 - 2009

Collection Arriba		Article no.		Euro				pcs/ pal.	kg/ pc.
				white (alpin)*	pergamon*	star white Basic colours	Matt colours Colorline		
Ceramic models also available in <b>ceramicplus</b> Registered design									
	<b>Washdown WC</b> 360 x 560 mm wall-mounted Horizontal outlet with water-saving AQUAREDUCT® system Flush volume 4.5 litres	<b>7603</b>	<b>10 XX</b>	319,00	383,00	446,00	574,00	24	16,2
	<b>WC-seat and cover</b> With chrome hinges	<b>8826</b>	<b>61 XX</b>	107,00	118,00	118,00	140,00	120	2,7
	<b>Fastening frame</b> (optional)	<b>9953</b>	<b>00 00</b>	95,00				50	4,9
	<b>Fastening set</b> (optional)	<b>9961</b>	<b>00 00</b>	19,00				40	0,3
	<b>Wash-out WC</b> 360 x 560 mm wall-mounted Horizontal outlet	<b>7608</b>	<b>10 XX</b>	387,00	465,00	528,00	683,00	24	19,3
	<b>WC-seat and cover</b> With chrome hinges	<b>8826</b>	<b>61 XX</b>	107,00	118,00	118,00	140,00	120	2,7
	<b>Fastening frame</b> (optional)	<b>9953</b>	<b>00 00</b>	95,00				50	4,9
	<b>Fastening set</b> (optional)	<b>9961</b>	<b>00 00</b>	19,00				40	0,3
	<b>Washdown WC</b> 360 x 570 mm floor-standing close to the wall Horizontal outlet Fastening set included	<b>7610</b>	<b>10 XX</b>	229,00	275,00	338,00	430,00	16	18,7
	<b>Vario drainbend</b> For vertical outlet  For installation close to the wall: 150 mm	<b>8701</b>	<b>00 00</b>	56,00				100	0,7
	For installation at 90 mm from wall: 150 - 240 mm	<b>8701</b>	<b>00 00</b>	56,00				100	0,7
	For installation at 90 mm from wall: 70 - 150 mm	<b>8711</b>	<b>00 00</b>	56,00				100	0,7
	<b>WC-seat and cover</b> With chrome hinges	<b>8826</b>	<b>61 XX</b>	107,00	118,00	118,00	140,00	120	2,7

XX = Colour code to be indicated  
 01 = white alpin 09 = pergamon R2 = star white ceramicplus  
 Basic colours = manhattan ceramicplus R5  
 Matt colours Colorline = edelweiss ceramicplus S3




\* Ceramic models also available in ceramicplus, colour code and surcharge see flip-out page

# Sanitaryware and Bathroom Furniture Price List No. 8 - 2009

## Collection Arriba

Ceramic models also available in **ceramicplus**

Registered design






	Article no.			Euro				pcs/ pal.	kg/ pc.			
				white (alpin)*	pergamon*	star white Basic colours	Matt colours Colorline					
	<b>Washdown WC for close-coupled PurAir WC-suite</b> 360 x 690 mm <i>to be discontinued</i>			7611	N0	XX	1.002,00	1.104,00	1.230,00	1.435,00	9	38,3
	floor-standing Horizontal outlet With fastening set for concealed fastening  <b>Comprising:</b> Washdown WC, pre-fitted WC-seat and cover (chrome hinges), cistern (water inlet from the sides or rear), PurAir-technology in white alpin incl. filter  <b>The package price includes the € 288            surcharge for the PurAir technology.</b>  <b>Also required</b> (not included): Standard battery 4x1.5 V Mono D-Cell Alkaline or power supply unit 9219 45 01 or 9219 40 01											
	<b>Vario drainbend</b> For vertical outlet											
	160 - 250 mm			8701	00	00	56,00				100	0,7
	70 - 160 mm			8711	00	00	56,00				100	0,7
	<b>PurAir mains power supply unit</b> Input: 100 - 240 V 50 - 60 Hz Output: 5V / 800mA IP 44 Cable length 4 m (optional)			9219	40	01	41,00				1	0,4
	<b>PurAir concealed power supply unit</b> to fit junction box Input: 100 - 240 V 50 - 60 Hz Output: 5V / 800mA IP 65 Cable length 2 m (optional)			9219	45	01	51,00				0	0,4
	<b>PurAir replacement filter</b> (optional)			9219	60	01	36,00				100	0,6
	<b>Replacement PurAir WC-seat and cover</b> With chrome hinges <i>to be discontinued</i>			8826	P1	XX	113,00	125,00	125,00	147,00	120	2,7

XX = Colour code to be indicated  
 01 = white alpin 09 = pergamon R2 = star white ceramicplus  
 Basic colours = manhattan ceramicplus R5  
 Matt colours Colorline = edelweiss ceramicplus S3

\* Ceramic models also available in **ceramicplus**, colour code and surcharge see flip-out page











# Sanitaryware and Bathroom Furniture Price List No. 8 - 2009

Collection Arriba		Article no.		Euro				pcs/ pal.	kg/ pc.			
				white (alpin)*	pergamon*	star white Basic colours	Matt colours Colorline					
Ceramic models also available in ceramicplus												
Registered design												
	<b>Washdown WC for close-coupled WC-suite</b>											
	360 x 690 mm		<b>7611</b>	<b>10</b>	<b>XX</b>	319,00	383,00	446,00	574,00	12	21,0	
	floor-standing											
	Horizontal outlet											
	With fastening set for concealed fastening											
	<b>Vario drainbend</b>											
	For vertical outlet											
	160 - 250 mm		<b>8701</b>	<b>00</b>	<b>00</b>	56,00				100	0,7	
	70 - 160 mm		<b>8711</b>	<b>00</b>	<b>00</b>	56,00				100	0,7	
	<b>Cistern</b>											
	water inlet from the sides or rear											
	flushing mechanism with DUO water-saving button											
	chrome											
	<b>WC-seat and cover</b>											
	With chrome hinges		<b>8826</b>	<b>61</b>	<b>XX</b>	107,00	118,00	118,00	140,00	120	2,7	
  	<b>Siphonic urinal</b>											
	300 x 520 x 325 mm		<b>7566</b>	<b>01</b>	<b>XX</b>	445,00	534,00	597,00	775,00	20	12,8	
	for cover											
	concealed water inlet											
	Fastening set included											
		<b>Cover</b>										
		With chrome hinges		<b>8828</b>	<b>61</b>	<b>XX</b>	134,00	148,00	148,00	175,00	120	1,5
		<b>Concealed waste unit</b>										
		(optional)										
		Horizontal outlet			<b>9326</b>	<b>00</b>	<b>00</b>	51,00			150	0,5
	Flush volume 0,8 litres											
	Vertical outlet			<b>9327</b>	<b>00</b>	<b>00</b>	51,00			150	0,5	
	Flush volume 0,8 litres											
	<b>Connection pieces</b>											
	Comprising: collar, outlet elbow, drain pipe											
	150mm long		<b>9319</b>	<b>00</b>	<b>00</b>	76,00				1	0,5	
	chrome											
	(optional)											
	<b>Water-inlet connector</b>											
	(optional)		<b>9933</b>	<b>00</b>	<b>00</b>	28,00				150	0,5	

XX = Colour code to be indicated  
 01 = white alpin 09 = pergamon R2 = star white ceramicplus  
 Basic colours = manhattan ceramicplus R5  
 Matt colours Colorline = edelweiss ceramicplus S3

\* Ceramic models also available in ceramicplus, colour code and surcharge see flip-out page
















# Sanitaryware and Bathroom Furniture Price List No. 8 - 2009

Collection Subway		Article no.		Euro				pcs/ pal.	kg/ pc.
				white (alpin)*	pergamon*	star white Basic colours	Matt colours Colorline		
Ceramic models also available in <b>ceramicplus</b> Registered design									
	<b>Double vanity washbasin</b> Also available without tap holes Furniture programme Central Line to match 1300 x 485 mm 2x○○○○○	<b>6131</b>	<b>13 XX</b>	798,00	958,00	1.021,00	1.340,00	8	43,0
	1300 x 485 mm 2x○○○ Holes (35 mm) for soap dispenser on outer sides of basin Suitable soap dispenser is available from Dornbracht	<b>6131</b>	<b>1S XX</b>	830,00	990,00	1.053,00	1.372,00	9	40,0
	<b>Pedestal</b>	<b>7250</b>	<b>50 XX</b>	125,00	150,00	213,00	263,00	48	8,2
	<b>Trap cover</b> incl. fastening set „Smart fix“	<b>7264</b>	<b>00 XX</b>	132,00	159,00	222,00	275,00	52	6,8
	<b>Vanity washbasin</b> Also available without tap hole Furniture programme Central Line to match 1300 x 485 mm ○○○○	<b>6118</b>	<b>13 XX</b>	689,00	827,00	890,00	1.166,00	9	33,6
	1300 x 485 mm ○○○ Hole (35 mm) for soap dispenser on left Suitable soap dispenser is available from Dornbracht	<b>6118</b>	<b>1S XX</b>	721,00	859,00	922,00	1.198,00	9	40,0
	<b>Pedestal</b>	<b>7250</b>	<b>50 XX</b>	125,00	150,00	213,00	263,00	48	8,2
	<b>Trap cover</b> incl. fastening set „Smart fix“	<b>7264</b>	<b>00 XX</b>	132,00	159,00	222,00	275,00	52	6,8
	<b>Vanity washbasin</b> Also available without tap hole Furniture programme Central Line to match 1000 x 485 mm ○○○○	<b>6116</b>	<b>10 XX</b>	567,00	681,00	744,00	971,00	10	29,8
	1000 x 485 mm ○○○ Hole (35 mm) for soap dispenser on left Suitable soap dispenser is available from Dornbracht	<b>6116</b>	<b>1S XX</b>	599,00	713,00	776,00	1.003,00	12	28,0
	<b>Pedestal</b>	<b>7250</b>	<b>50 XX</b>	125,00	150,00	213,00	263,00	48	8,2
	<b>Trap cover</b> incl. fastening set „Smart fix“	<b>7264</b>	<b>00 XX</b>	132,00	159,00	222,00	275,00	52	6,8
	<b>Vanity washbasin</b> Also available without tap hole Furniture programme Central Line to match 800 x 485 mm ○○○○	<b>6116</b>	<b>80 XX</b>	461,00	554,00	617,00	801,00	8	26,4
	800 x 485 mm ○○○ Hole (35 mm) for soap dispenser on left Suitable soap dispenser is available from Dornbracht	<b>6116</b>	<b>8S XX</b>	493,00	586,00	649,00	833,00	8	24,0
	<b>Pedestal</b>	<b>7250</b>	<b>50 XX</b>	125,00	150,00	213,00	263,00	48	8,2
	<b>Trap cover</b> incl. fastening set „Smart fix“	<b>7264</b>	<b>00 XX</b>	132,00	159,00	222,00	275,00	52	6,8

XX = Colour code to be indicated  
 01 = white alpin 09 = pergamon R2 = star white ceramicplus  
 Basic colours = manhattan ceramicplus R5  
 Matt colours Colorline = edelweiss ceramicplus S3

\* Ceramic models also available in ceramicplus, colour code and surcharge see flip-out page








# Sanitaryware and Bathroom Furniture Price List No. 8 - 2009

Collection Subway		Article no.		Euro				pcs/ pal.	kg/ pc.	
				white (alpin)*	pergamon*	star white Basic colours	Matt colours Colorline			
Ceramic models also available in <b>ceramicplus</b> Registered design										
	<b>Washbasin</b> Furniture programme Central Line to match									
	700 x 550 mm 	<b>6136</b>	<b>70</b>	<b>XX</b>	271,00	326,00	389,00	497,00	10	26,0
	700 x 550 mm* 	<b>6136</b>	<b>71</b>	<b>XX</b>	271,00	326,00	389,00	497,00	10	26,0
	700 x 550 mm 	<b>6136</b>	<b>72</b>	<b>XX</b>	303,00	358,00	421,00	529,00	10	26,0
	700 x 550 mm*  <i>to be discontinued</i>	<b>6136</b>	<b>73</b>	<b>XX</b>	303,00	358,00	421,00	529,00	10	26,0
	*Please note: unclosable outlet valve must be used with models without overflow									
	<b>Pedestal</b>	<b>7250</b>	<b>50</b>	<b>XX</b>	125,00	150,00	213,00	263,00	48	8,2
	<b>Trap cover</b> incl. fastening set „Smart fix“	<b>7264</b>	<b>00</b>	<b>XX</b>	132,00	159,00	222,00	275,00	52	6,8
	<b>Unclosable outlet valve</b> (optional)									
	chrome	<b>8798</b>	<b>50</b>	<b>61</b>	50,00				150	0,5
	<b>Washbasin</b> Furniture programme Central Line to match									
	650 x 510 mm 	<b>6136</b>	<b>65</b>	<b>XX</b>	172,00	207,00	270,00	339,00	15	24,5
	650 x 510 mm* 	<b>6136</b>	<b>66</b>	<b>XX</b>	172,00	207,00	270,00	339,00	15	23,9
	650 x 510 mm 	<b>6136</b>	<b>67</b>	<b>XX</b>	204,00	239,00	302,00	371,00	15	23,5
	650 x 510 mm*  <i>to be discontinued</i>	<b>6136</b>	<b>68</b>	<b>XX</b>	204,00	239,00	302,00	371,00	15	23,5
	*Please note: unclosable outlet valve must be used with models without overflow									
	<b>Pedestal</b>	<b>7250</b>	<b>50</b>	<b>XX</b>	125,00	150,00	213,00	263,00	48	8,2
	<b>Trap cover</b> incl. fastening set „Smart fix“	<b>7264</b>	<b>00</b>	<b>XX</b>	132,00	159,00	222,00	275,00	52	6,8
	<b>Unclosable outlet valve</b> (optional)									
	chrome	<b>8798</b>	<b>50</b>	<b>61</b>	50,00				150	0,5
	<b>Washbasin</b> Furniture programme Central Line to match									
	600 x 470 mm 	<b>6136</b>	<b>60</b>	<b>XX</b>	147,00	177,00	240,00	299,00	18	20,9
	600 x 470 mm* 	<b>6136</b>	<b>61</b>	<b>XX</b>	147,00	177,00	240,00	299,00	18	20,5
	600 x 470 mm 	<b>6136</b>	<b>62</b>	<b>XX</b>	179,00	209,00	272,00	331,00	18	20,5
	600 x 470 mm*  <i>to be discontinued</i>	<b>6136</b>	<b>63</b>	<b>XX</b>	179,00	209,00	272,00	331,00	18	20,5
	*Please note: unclosable outlet valve must be used with models without overflow									
	<b>Pedestal</b>	<b>7250</b>	<b>50</b>	<b>XX</b>	125,00	150,00	213,00	263,00	48	8,2
	<b>Trap cover</b> incl. fastening set „Smart fix“	<b>7264</b>	<b>00</b>	<b>XX</b>	132,00	159,00	222,00	275,00	52	6,8
	<b>Unclosable outlet valve</b> (optional)									
	chrome	<b>8798</b>	<b>50</b>	<b>61</b>	50,00				150	0,5

XX = Colour code to be indicated  
 01 = white alpin 09 = pergamon R2 = star white ceramicplus  
 Basic colours = manhattan ceramicplus R5  
 Matt colours Colorline = edelweiss ceramicplus S3

\* Ceramic models also available in ceramicplus, colour code and surcharge see flip-out page









# Sanitaryware and Bathroom Furniture Price List No. 8 - 2009

Collection Subway		Article no.		Euro				pcs/ pal.	kg/ pc.
				white (alpin)*	pergamon*	star white Basic colours	Matt colours Colorline		
Ceramic models also available in <b>ceramicplus</b> Registered design									
	<b>Washbasin</b> Furniture programme Central Line to match								
	550 x 430 mm ○○○○	<b>6136</b>	<b>55 XX</b>	141,00	170,00	233,00	289,00	24	16,2
	550 x 430 mm* ○○○○	<b>6136</b>	<b>56 XX</b>	141,00	170,00	233,00	289,00	18	16,6
	550 x 430 mm ☒○○	<b>6136</b>	<b>57 XX</b>	173,00	202,00	265,00	321,00	18	16,9
	550 x 430 mm* ☒○○ <i>to be discontinued</i>	<b>6136</b>	<b>58 XX</b>	173,00	202,00	265,00	321,00	18	16,2
*Please note: unclosable outlet valve must be used with models without overflow									
	<b>Pedestal</b>	<b>7250</b>	<b>50 XX</b>	125,00	150,00	213,00	263,00	48	8,2
	<b>Trap cover</b> incl. fastening set „Smart fix“	<b>7264</b>	<b>00 XX</b>	132,00	159,00	222,00	275,00	52	6,8
	<b>Unclosable outlet valve</b> (optional) chrome	<b>8798</b>	<b>50 61</b>	50,00				150	0,5
	<b>Washbasin compact</b>								
	600 x 380 mm ○○○○	<b>6138</b>	<b>60 XX</b>	142,00	171,00	234,00	291,00	24	15,9
	600 x 380 mm* ○○○○	<b>6138</b>	<b>61 XX</b>	142,00	171,00	234,00	291,00	24	15,0
	600 x 380 mm ☒○○	<b>6138</b>	<b>62 XX</b>	174,00	203,00	266,00	323,00	24	15,2
	600 x 380 mm* ☒○○ <i>to be discontinued</i>	<b>6138</b>	<b>63 XX</b>	174,00	203,00	266,00	323,00	24	15,0
*Please note: unclosable outlet valve must be used with models without overflow									
	<b>Trap cover</b> incl. fastening set „Smart fix“	<b>7244</b>	<b>00 XX</b>	132,00	159,00	222,00	275,00	70	5,7
	<b>Unclosable outlet valve</b> (optional) chrome	<b>8798</b>	<b>50 61</b>	50,00				150	0,5
	<b>Washbasin compact</b>								
	550 x 370 mm ○○○○	<b>6138</b>	<b>55 XX</b>	135,00	162,00	225,00	279,00	24	13,8
	550 x 370 mm* ○○○○	<b>6138</b>	<b>56 XX</b>	135,00	162,00	225,00	279,00	24	13,9
	550 x 370 mm ☒○○	<b>6138</b>	<b>57 XX</b>	167,00	194,00	257,00	311,00	24	14,0
	550 x 370 mm* ☒○○ <i>to be discontinued</i>	<b>6138</b>	<b>58 XX</b>	167,00	194,00	257,00	311,00	24	14,0
*Please note: unclosable outlet valve must be used with models without overflow									
	<b>Trap cover</b> incl. fastening set „Smart fix“	<b>7244</b>	<b>00 XX</b>	132,00	159,00	222,00	275,00	70	5,7
	<b>Unclosable outlet valve</b> (optional) chrome	<b>8798</b>	<b>50 61</b>	50,00				150	0,5
	<b>Semi-recessed washbasin</b> 550 x 450 mm ○○○○ Incl. template Fastening set included	<b>6169</b>	<b>55 XX</b>	274,00	329,00	392,00	502,00	18	14,4

XX = Colour code to be indicated  
 01 = white alpin 09 = pergamon R2 = star white ceramicplus  
 Basic colours = manhattan ceramicplus R5  
 Matt colours Colorline = edelweiss ceramicplus S3

\* Ceramic models also available in ceramicplus, colour code and surcharge see flip-out page


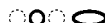


# Sanitaryware and Bathroom Furniture Price List No. 8 - 2009

Collection Subway		Article no.			Euro				pcs/ pal.	kg/ pc.	
					white (alpin)*	pergamon*	star white Basic colours	Matt colours Colorline			
Ceramic models also available in ceramicplus Registered design											
	<b>Corner handwashbasin</b> 320 mm side length* ○ ⊗  *Please note: unclosable outlet valve must be used with models without overflow	<b>7306</b>	<b>45</b>	<b>XX</b>	145,00	174,00	237,00	295,00		68	10,0
	<b>Handwashbasin</b> 500 x 390 mm ○ ○ 450 x 350 mm ○ ○	<b>7305</b>	<b>50</b>	<b>XX</b>	129,00	155,00	218,00	270,00		24	13,5
	<b>Pedestal</b> 7250 50 XX 125,00 150,00 213,00 263,00 48 8,2	<b>7250</b>	<b>50</b>	<b>XX</b>	125,00	150,00	213,00	263,00		48	8,2
	<b>Trap cover</b> incl. fastening set „Smart fix“	<b>7244</b>	<b>00</b>	<b>XX</b>	132,00	159,00	222,00	275,00		70	5,7
	<b>Handwashbasin</b> 370 x 290 mm ○ suitable for 1-hole tap fittings pre-punched tap holes on sides	<b>7309</b>	<b>37</b>	<b>XX</b>	113,00	136,00	199,00	244,00		70	8,5
	<b>Handwashbasin compact</b> 550 x 250 mm ○ tap hole punched out on left suitable for 1-hole tap fittings	<b>7303</b>	<b>5L</b>	<b>XX</b>	142,00	171,00	234,00	291,00		45	10,7
	550 x 250 mm ○ tap hole punched out on right suitable for 1-hole tap fittings	<b>7303</b>	<b>5R</b>	<b>XX</b>	142,00	171,00	234,00	291,00		45	10,8
	550 x 250 mm ⊗ ○ <i>to be discontinued</i>	<b>7303</b>	<b>52</b>	<b>XX</b>	174,00	203,00	266,00	323,00		45	10,2
	<b>Bidet</b> 370 x 560 mm ○ ○ wall-mounted With fastening set for concealed fastening	<b>7400</b>	<b>00</b>	<b>XX</b>	226,00	272,00	335,00	425,00		18	23,1
	<b>Fastening frame</b> (optional)	<b>9953</b>	<b>00</b>	<b>00</b>	95,00					50	4,9
	<b>Fastening set</b> (optional)	<b>9961</b>	<b>00</b>	<b>00</b>	19,00					40	0,3
	<b>Bidet compact</b> 355 x 480 mm ○ ○ wall-mounted With fastening set for concealed fastening	<b>7406</b>	<b>00</b>	<b>XX</b>	248,00	298,00	361,00	460,00		18	19,3
	<b>Fastening frame</b> (optional)	<b>9953</b>	<b>00</b>	<b>00</b>	95,00					50	4,9
	<b>Fastening set</b> (optional)	<b>9961</b>	<b>00</b>	<b>00</b>	19,00					40	0,3

XX = Colour code to be indicated  
 01 = white alpin 09 = pergamon R2 = star white ceramicplus  
 Basic colours = manhattan ceramicplus R5  
 Matt colours Colorline = edelweiss ceramicplus S3

\* Ceramic models also available in ceramicplus, colour code and surcharge see flip-out page



# Sanitaryware and Bathroom Furniture Price List No. 8 - 2009

Collection Subway		Article no.		Euro				pcs/ pal.	kg/ pc.
				white (alpin)*	pergamon*	star white Basic colours	Matt colours Colorline		
Ceramic models also available in <b>ceramicplus</b> Registered design									
	<b>Bidet</b> 370 x 560 mm  floor-standing close to the wall With fastening set for concealed fastening	<b>7410</b>	<b>00 XX</b>	213,00	256,00	319,00	404,00	16	23,3
	<b>Siphon</b> with extension piece (optional)	<b>9208</b>	<b>72 00</b>	45,00				1	0,5
	<b>Mounting set</b> For installation close to the wall (also required)	<b>9208</b>	<b>31 00</b>	97,00				80	1,2
	<b>Washdown WC</b> 375 x 565 mm wall-mounted Horizontal outlet With fastening set for concealed fastening	<b>6600</b>	<b>10 XX</b>	302,00	363,00	426,00	547,00	18	28,5
	<b>WC-seat and cover</b> With chrome hinges								
	with Quick Release and Soft Closing hinges	<b>9955</b>	<b>S1 XX</b>	207,00	228,00	228,00	270,00	40	3,8
	with Quick Release hinges	<b>9955</b>	<b>Q1 XX</b>	167,00	184,00	184,00	218,00	40	3,8
	<b>Fastening frame</b> (optional)	<b>9953</b>	<b>00 00</b>	95,00				50	4,9
<b>Fastening set</b> (optional)	<b>9961</b>	<b>00 00</b>	19,00				40	0,3	
	<b>Washdown WC compact</b> 355 x 480 mm wall-mounted Horizontal outlet With fastening set for concealed fastening	<b>6604</b>	<b>10 XX</b>	320,00	384,00	447,00	575,00	18	23,5
	<b>WC-seat and cover compact</b> With chrome hinges								
	with Quick Release and Soft Closing hinges	<b>9966</b>	<b>S1 XX</b>	226,00	249,00	249,00	294,00	90	3,8
	with Quick Release hinges	<b>9966</b>	<b>Q1 XX</b>	182,00	201,00	201,00	237,00	90	3,8
	<b>Fastening frame</b> (optional)	<b>9953</b>	<b>00 00</b>	95,00				50	4,9
<b>Fastening set</b> (optional)	<b>9961</b>	<b>00 00</b>	19,00				40	0,3	

XX = Colour code to be indicated  
 01 = white alpin 09 = pergamon R2 = star white ceramicplus  
 Basic colours = manhattan ceramicplus R5  
 Matt colours Colorline = edelweiss ceramicplus S3

\* Ceramic models also available in ceramicplus, colour code and surcharge see flip-out page

# Sanitaryware and Bathroom Furniture Price List No. 8 - 2009

Collection Subway		Article no.		Euro				pcs/ pal.	kg/ pc.
				white (alpin)*	pergamon*	star white Basic colours	Matt colours Colorline		
Ceramic models also available in <b>ceramicplus</b> Registered design									
	<b>Wash-out WC</b> 370 x 560 mm wall-mounted Horizontal outlet With fastening set for concealed fastening	<b>6603</b>	<b>10 XX</b>	417,00	501,00	564,00	731,00	18	31,0
	<b>WC-seat and cover</b> With chrome hinges								
	with Quick Release and Soft Closing hinges	<b>9955</b>	<b>S1 XX</b>	207,00	228,00	228,00	270,00	40	3,8
	with Quick Release hinges	<b>9955</b>	<b>Q1 XX</b>	167,00	184,00	184,00	218,00	40	3,8
	<b>Fastening frame</b> (optional)	<b>9953</b>	<b>00 00</b>	95,00				50	4,9
<b>Fastening set</b> (optional)	<b>9961</b>	<b>00 00</b>	19,00				40	0,3	
	<b>Washdown WC</b> 370 x 560 mm floor-standing close to the wall Horizontal outlet With fastening set for concealed fastening	<b>6607</b>	<b>10 XX</b>	267,00	321,00	384,00	491,00	16	28,7
	<b>Vario drainbend</b> For vertical outlet								
	For installation close to the wall: 150 mm	<b>8701</b>	<b>00 00</b>	56,00				100	0,7
	For installation at 90 mm from wall: 150 - 240 mm	<b>8701</b>	<b>00 00</b>	56,00				100	0,7
	For installation at 90 mm from wall: 70 - 150 mm	<b>8711</b>	<b>00 00</b>	56,00				100	0,7
	<b>WC-seat and cover</b> With chrome hinges								
	with Quick Release and Soft Closing hinges	<b>9955</b>	<b>S1 XX</b>	207,00	228,00	228,00	270,00	40	3,8
	with Quick Release hinges	<b>9955</b>	<b>Q1 XX</b>	167,00	184,00	184,00	218,00	40	3,8

XX = Colour code to be indicated  
 01 = white alpin 09 = pergamon R2 = star white ceramicplus  
 Basic colours = manhattan ceramicplus R5  
 Matt colours Colorline = edelweiss ceramicplus S3


\* Ceramic models also available in ceramicplus, colour code and surcharge see flip-out page

# Sanitaryware and Bathroom Furniture Price List No. 8 - 2009

## Collection Subway

Ceramic models also available in ceramicplus

Registered design

	Article no.			Euro				pcs/ pal.	kg/ pc.
				white (alpin)*	pergamon*	star white Basic colours	Matt colours Colorline		
 <p><b>Washdown WC for close-coupled PurAir WC-suite</b> 370 x 670 mm <i>to be discontinued</i> floor-standing Horizontal outlet With fastening set for concealed fastening</p> <p><b>Comprising:</b> Washdown WC, pre-fitted WC-seat and cover (chrome soft-closing hinges), cistern (water inlet from the sides or rear), PurAir-technology in white alpin incl. filter</p> <p><b>The package price includes the € 288 surcharge for the PurAir technology.</b></p> <p><b>Please note: this model cannot be operated with batteries</b></p> <p><b>Also required</b> (not included): PurAir power supply unit 9219 45 01 or 9219 40 01</p> <p><b>Vario drainbend</b> For vertical outlet</p> <p>165 - 275 mm</p> <p>75 - 185 mm</p> <p><b>PurAir mains power supply unit</b> Input: 100 - 240 V 50 - 60 Hz Output: 5V / 800mA IP 44 Cable length 4 m (optional)</p> <p><b>PurAir concealed power supply unit</b> to fit junction box Input: 100 - 240 V 50 - 60 Hz Output: 5V / 800mA IP 65 Cable length 2 m (optional)</p> <p><b>PurAir replacement filter</b> (optional)</p> <p><b>Replacement PurAir WC-seat and cover</b> with Soft Closing hinges With chrome hinges</p>	<b>6609</b>	<b>N0</b>	<b>XX</b>	1.187,00	1.318,00	1.444,00	1.702,00	12	50,0
		<b>8701</b>	<b>00</b>	<b>00</b>	56,00				100
	<b>8711</b>	<b>00</b>	<b>00</b>	56,00				100	0,7
	<b>9219</b>	<b>40</b>	<b>01</b>	41,00				1	0,4
	<b>9219</b>	<b>45</b>	<b>01</b>	51,00				0	0,4
	<b>9219</b>	<b>60</b>	<b>01</b>	36,00				100	0,6
	<b>9955</b>	<b>P1</b>	<b>XX</b>	231,00	255,00	255,00	301,00	144	3,8

XX = Colour code to be indicated  
01 = white alpin 09 = pergamon R2 = star white ceramicplus  
Basic colours = manhattan ceramicplus R5  
Matt colours Colorline = edelweiss ceramicplus S3

\* Ceramic models also available in ceramicplus, colour code and surcharge see flip-out page



# Sanitaryware and Bathroom Furniture Price List No. 8 - 2009

## Collection Subway

Ceramic models also available in **ceramicplus**

Registered design



### Washdown WC for close-coupled

#### WC-suite

370 x 670 mm

floor-standing

Horizontal outlet

With fastening set for concealed fastening

#### Vario drainbend

For vertical outlet

165 - 275 mm

75 - 185 mm

#### Cistern

flushing mechanism with DUO water-saving button

chrome

water inlet from the sides or rear

bottom water inlet

#### WC-seat and cover

With chrome hinges

with Quick Release and Soft Closing hinges

with Quick Release hinges

Article no.	Euro				white (alpin)*	pergamon*	star white Basic colours	Matt colours Colorline	pcs/pal.	kg/pc.
<b>6609 10 XX</b>					456,00	548,00	611,00	793,00	12	33,5
<b>8701 00 00</b>					56,00				100	0,7
<b>8711 00 00</b>					56,00				100	0,7
<b>7723 11 XX</b>					236,00	254,00	317,00	351,00	32	13,2
<b>7723 A1 XX</b>					236,00	254,00	317,00	351,00	32	14,2
<b>9955 S1 XX</b>					207,00	228,00	228,00	270,00	40	3,8
<b>9955 Q1 XX</b>					167,00	184,00	184,00	218,00	40	3,8

XX = Colour code to be indicated

01 = white alpin 09 = pergamon R2 = star white ceramicplus

Basic colours = manhattan ceramicplus R5

Matt colours Colorline = edelweiss ceramicplus S3

\* Ceramic models also available in **ceramicplus**, colour code and surcharge see flip-out page

# Sanitaryware and Bathroom Furniture Price List No. 8 - 2009

## Collection Subway

Ceramic models also available in ceramicplus

Registered design



### Washdown WC for close-coupled

#### PurAir WC-suite

370 x 670 mm

close to the wall

floor-standing

Horizontal outlet

With fastening set for concealed fastening

#### Comprising:

Washdown WC, pre-fitted WC-seat and cover (chrome soft-closing hinges), cistern (water inlet from the sides or rear), PurAir-technology in white alpin incl. filter

**The package price includes the € 288 surcharge for the PurAir technology.**

**Please note: this model cannot be operated with batteries**

**Also required** (not included):

PurAir power supply unit 9219 45 01 or 9219 40 01

#### Vario drainbend

For vertical outlet

165 - 275 mm

75 - 185 mm

#### PurAir mains power supply unit

Input: 100 - 240 V

50 - 60 Hz

Output: 5V / 800mA

IP 44

Cable length 4 m

(optional)

#### PurAir concealed power supply unit

to fit junction box

Input: 100 - 240 V

50 - 60 Hz

Output: 5V / 800mA

IP 65

Cable length 2 m

(optional)

#### PurAir replacement filter

(optional)

#### Replacement PurAir WC-seat and cover

with Soft Closing hinges

With chrome hinges

Article no.	Euro				white (alpin)*	pergamon*	star white Basic colours	Matt colours Colorline	pcs/ pal.	kg/ pc.
<b>6610 N0 XX</b>	1.081,00	1.190,00	1.316,00	1.532,00					12	53,0
<b>8701 00 00</b>	56,00								100	0,7
<b>8711 00 00</b>	56,00								100	0,7
<b>9219 40 01</b>	41,00								1	0,4
<b>9219 45 01</b>	51,00								0	0,4
<b>9219 60 01</b>	36,00								100	0,6
<b>9955 P1 XX</b>	231,00	255,00	255,00	301,00					144	3,8

XX = Colour code to be indicated

01 = white alpin 09 = pergamon R2 = star white ceramicplus

Basic colours = manhattan ceramicplus R5

Matt colours Colorline = edelweiss ceramicplus S3





\* Ceramic models also available in ceramicplus, colour code and surcharge see flip-out page

# Sanitaryware and Bathroom Furniture Price List No. 8 - 2009

## Collection Subway

Ceramic models also available in **ceramicplus**





Registered design

	Article no.			Euro				pcs/ pal.	kg/ pc.		
				white (alpin)*	pergamon*	star white Basic colours	Matt colours Colorline				
 <p><b>Washdown WC for close-coupled WC-suite</b> 370 x 670 mm floor-standing close to the wall Horizontal outlet With fastening set for concealed fastening</p> <p><b>Vario drainbend</b> For vertical outlet  165 - 275 mm  75 - 185 mm</p> <p><b>Cistern</b> flushing mechanism with DUO water-saving button chrome water inlet from the sides or rear bottom water inlet</p> <p><b>WC-seat and cover</b> With chrome hinges with Quick Release and Soft Closing hinges with Quick Release hinges</p>	<b>6610</b>	<b>10</b>	<b>XX</b>	350,00	420,00	483,00	623,00	12	36,5		
		<b>8701</b>	<b>00</b>	<b>00</b>	56,00				100	0,7	
		<b>8711</b>	<b>00</b>	<b>00</b>	56,00				100	0,7	
		<b>7723</b>	<b>11</b>	<b>XX</b>	236,00	254,00	317,00	351,00	32	13,2	
		<b>7723</b>	<b>A1</b>	<b>XX</b>	236,00	254,00	317,00	351,00	32	14,2	
		<b>9955</b>	<b>S1</b>	<b>XX</b>	207,00	228,00	228,00	270,00	40	3,8	
		<b>9955</b>	<b>Q1</b>	<b>XX</b>	167,00	184,00	184,00	218,00	40	3,8	
	   <p><b>Siphonic urinal</b> concealed water inlet With fastening set for concealed fastening 285 x 535 x 315 mm without cover 285 x 535 x 315 mm without cover with target 285 x 535 x 315 mm for cover</p> <p><b>Cover</b> with Soft Closing hinges With chrome hinges</p> <p><b>Concealed waste unit</b> (optional) Horizontal outlet Flush volume 0,8 litres Vertical outlet Flush volume 0,8 litres</p> <p><b>Connection pieces</b> Comprising: collar, outlet elbow, drain pipe 150mm long chrome (optional)</p> <p><b>Water-inlet connector</b> (optional)</p>	<b>7513</b>	<b>00</b>	<b>XX</b>	317,00	381,00	444,00	571,00	20	16,2	
			<b>7513</b>	<b>05</b>	<b>XX</b>	360,00	424,00	487,00	614,00	20	17,5
			<b>7513</b>	<b>01</b>	<b>XX</b>	359,00	431,00	494,00	638,00	20	16,1
		<b>9956</b>	<b>S1</b>	<b>XX</b>	164,00	181,00	181,00	214,00	40	1,5	
		<b>9326</b>	<b>00</b>	<b>00</b>	51,00				150	0,5	
		<b>9327</b>	<b>00</b>	<b>00</b>	51,00				150	0,5	
		<b>9319</b>	<b>00</b>	<b>00</b>	76,00				1	0,5	
		<b>9933</b>	<b>00</b>	<b>00</b>	28,00				150	0,5	

XX = Colour code to be indicated  
01 = white alpin 09 = pergamon R2 = star white ceramicplus  
Basic colours = manhattan ceramicplus R5  
Matt colours Colorline = edelweiss ceramicplus S3

\* Ceramic models also available in **ceramicplus**, colour code and surcharge see flip-out page







# Sanitaryware and Bathroom Furniture Price List No. 8 - 2009

Collection Subway		Article no.		Euro				pcs/ pal.	kg/ pc.
				white (alpin)*	pergamon*	star white Basic colours	Matt colours Colorline		
Ceramic models also available in <b>ceramicplus</b> Registered design									
	<b>Siphonic urinal with U.S.E.</b> concealed water inlet with Urinal Sensor Electronic urinal control incl. 6V lithium battery 2 CR5, concealed siphon with horizontal outlet, inlet connector, Fastening set included 285 x 535 x 315 mm	<b>7513</b>	<b>E0 XX</b>	1.055,00	1.119,00	1.182,00	1.309,00	20	17,5
	without cover 285 x 535 x 315 mm	<b>7513</b>	<b>E5 XX</b>	1.098,00	1.162,00	1.225,00	1.352,00	20	17,5
	<b>AquaZero urinal</b> 305 x 535 x 350 mm 0 litre siphon Incl. 0-litre siphon and one replacement siphon With fastening set for concealed fastening	<b>7517</b>	<b>00 XX</b>	559,00	671,00	734,00	958,00	16	18,3
	<b>Connection pieces</b> (optional)	<b>9982</b>	<b>00 00</b>	13,00				144	0,3
	<b>Siphon</b> 0 litre siphon for SUBWAY urinal 7517 (required spare part)	<b>9218</b>	<b>68 00</b>	68,00				1	0,3
	<b>Corner shower tray</b> valve Ø 90 mm, extra flat Slip-resistant - category A suitable for surface-mounted or flush-fit installation 1000 mm side length	<b>6036</b>	<b>A1 XX</b>	477,00	573,00	636,00	827,00	15	37,3
	900 mm side length	<b>6036</b>	<b>A9 XX</b>	406,00	488,00	551,00	713,00	15	31,3
	800 mm side length	<b>6036</b>	<b>A8 XX</b>	361,00	434,00	497,00	641,00	15	23,1
	<b>Pop up waste</b> 90 mm Ø (optional) chrome	<b>8200</b>	<b>00 61</b>	70,00				1	0,8
	<b>Shower tray</b> valve Ø 90 mm, extra flat Slip-resistant - category A suitable for surface-mounted or flush-fit installation 800 x 60 x 1200 mm	<b>6013</b>	<b>A1 XX</b>	531,00	638,00	701,00	913,00	15	38,6
	800 x 60 x 1000 mm	<b>6013</b>	<b>A0 XX</b>	516,00	620,00	683,00	889,00	15	32,8
	750 x 60 x 900 mm	<b>6013</b>	<b>A7 XX</b>	463,00	556,00	619,00	804,00	15	28,1
	700 x 60 x 900 mm	<b>6013</b>	<b>A6 XX</b>	479,00	575,00	638,00	830,00	15	25,7
	<b>Pop up waste</b> 90 mm Ø (optional) chrome	<b>8200</b>	<b>00 61</b>	70,00				1	0,8

XX = Colour code to be indicated  
01 = white alpin 09 = pergamon R2 = star white ceramicplus  
Basic colours = manhattan ceramicplus R5  
Matt colours Colorline = edelweiss ceramicplus S3

\* Ceramic models also available in **ceramicplus**, colour code and surcharge see flip-out page








# Sanitaryware and Bathroom Furniture Price List No. 8 - 2009

Collection Subway		Article no.		Euro				pcs/ pal.	kg/ pc.
				white (alpin)*	pergamon*	star white Basic colours	Matt colours Colorline		
Ceramic models also available in ceramicplus Registered design									
	<b>Shower tray</b> valve Ø 90 mm, extra flat Slip-resistant - category A suitable for surface-mounted or flush-fit installation 1000 x 60 x 1000 mm 900 x 60 x 900 mm 800 x 60 x 800 mm  <b>Pop up waste</b> 90 mm Ø (optional) chrome	6035	A1 XX	468,00	562,00	625,00	812,00	15	42,0
		6035	A9 XX	347,00	417,00	480,00	619,00	15	32,6
		6035	A8 XX	354,00	425,00	488,00	630,00	15	27,4
		8200	00 61	70,00				1	0,8
	<b>Corner shower tray</b> DA0935SUB4V 900 mm side length DA0935SUB4PFV 900 mm side length	<i>Further information is to be found in the Wellness price list.</i>							
	<b>Shower tray</b> DA1035SUB1V 1000 x 1000 mm DA0935SUB1V 900 x 900 mm								
	<b>Shower tray</b> DA1493SUB2V 1400 x 900 mm DA1835SUB2V 1000 x 800 mm								
	<b>Corner bath</b> This bathtub can be fitted with Whirlpool systems. BA150SUB3V 1500 mm side length BA140SUB3V 1400 mm side length BA130SUB3V 1300 mm side length								
	<b>Corner bath</b> BA140SUB9V 1400 mm side length This bathtub can be fitted with Whirlpool systems.								

XX = Colour code to be indicated  
 01 = white alpin 09 = pergamon R2 = star white ceramicplus  
 Basic colours = manhattan ceramicplus R5  
 Matt colours Colorline = edelweiss ceramicplus S3

\* Ceramic models also available in ceramicplus, colour code and surcharge see flip-out page

# Sanitaryware and Bathroom Furniture Price List No. 8 - 2009

Collection Subway		Article no.	Euro					pcs/ pal.	kg/ pc.
			white (alpin)*	pergamon*	star white Basic colours	Matt colours Colorline			
Ceramic models also available in <b>ceramicplus</b> Registered design									
	<p><b>Bathtub</b> This bathtub can be fitted with Whirlpool systems.</p> <p>BA167SUB2V 1600 x 700 mm</p> <p>BA170SUB2V 1700 x 750 mm</p> <p>BA180SUB2V 1800 x 800 mm</p> <p>BA199SUB2V 1900 x 900 mm</p>								
	<p><b>Bathtub</b> BA178SUB3LIV 1700 x 800 mm left</p> <p>BA178SUB3REV 1700 x 800 mm right</p>								
									
	<p><b>Bathtub</b> BA190SUB6V 1900 x 800 mm hexagonal bathtub This bathtub can be fitted with Whirlpool systems.</p>								
	<p><b>Bathtub</b> This bathtub can be fitted with Whirlpool systems.</p> <p>BA180SUB7V 1800 x 800 mm</p> <p>BA199SUB7V 1900 x 900 mm</p>								
	<p><b>Bathtub</b> This bathtub can be fitted with Whirlpool systems.</p> <p>BA170SUB3LIV 1700 x 750 mm left</p> <p>BA170SUB3REV 1700 x 750 mm right</p>								
									

XX = Colour code to be indicated  
 01 = white alpin 09 = pergamon R2 = star white ceramicplus  
 Basic colours = manhattan ceramicplus R5  
 Matt colours Colorline = edelweiss ceramicplus S3





\* Ceramic models also available in ceramicplus, colour code and surcharge see flip-out page

# Sanitaryware and Bathroom Furniture Price List No. 8 - 2009

## Collection Sunberry

Ceramic models also available in **ceramicplus**







Registered design

		Article no.		Euro				pcs/ pal.	kg/ pc.	
				white (alpin)*	pergamon*	star white Basic colours	Matt colours Colorline			
	<b>Washbasin</b>					not available in: R5				
	700 x 560 mm ○○○○	<b>5130</b>	<b>70</b>	<b>XX</b>	271,00	326,00	389,00	-	10	23,3
	700 x 560 mm* ○○○○	<b>5130</b>	<b>71</b>	<b>XX</b>	271,00	326,00	389,00	-	10	23,0
	650 x 520 mm ○○○○	<b>5130</b>	<b>65</b>	<b>XX</b>	172,00	207,00	270,00	-	18	20,4
	650 x 520 mm* ○○○○	<b>5130</b>	<b>66</b>	<b>XX</b>	172,00	207,00	270,00	-	18	19,0
	600 x 490 mm ○○○○	<b>5130</b>	<b>60</b>	<b>XX</b>	147,00	177,00	240,00	-	24	17,0
	600 x 490 mm* ○○○○	<b>5130</b>	<b>61</b>	<b>XX</b>	147,00	177,00	240,00	-	24	16,9
	550 x 460 mm ○○○○	<b>5130</b>	<b>55</b>	<b>XX</b>	141,00	170,00	233,00	-	24	16,0
	550 x 460 mm* ○○○○	<b>5130</b>	<b>56</b>	<b>XX</b>	141,00	170,00	233,00	-	24	15,5
	*Please note: unclosable outlet valve must be used with models without overflow									
	<b>Pedestal</b>	<b>7250</b>	<b>50</b>	<b>XX</b>	125,00	150,00	213,00	263,00	48	8,2
	<b>Trap cover</b> incl. fastening set „Smart fix“	<b>7264</b>	<b>00</b>	<b>XX</b>	132,00	159,00	222,00	275,00	52	6,8
	<b>Unclosable outlet valve</b> (optional) chrome	<b>8798</b>	<b>50</b>	<b>61</b>	50,00				150	0,5
	<b>Washbasin</b> for installation with furniture Furniture programme Sunberry to match					not available in: R5				
	700 x 560 mm ○○○○	<b>5130</b>	<b>7G</b>	<b>XX</b>	321,00	386,00	449,00	-	10	22,2
	700 x 560 mm* ○○○○	<b>5130</b>	<b>9G</b>	<b>XX</b>	321,00	386,00	449,00	-	10	21,5
	650 x 520 mm ○○○○	<b>5130</b>	<b>6G</b>	<b>XX</b>	224,00	269,00	332,00	-	18	20,1
	650 x 520 mm* ○○○○	<b>5130</b>	<b>4G</b>	<b>XX</b>	224,00	269,00	332,00	-	24	19,0
	600 x 490 mm ○○○○	<b>5130</b>	<b>1G</b>	<b>XX</b>	201,00	242,00	305,00	-	24	17,3
	600 x 490 mm* ○○○○	<b>5130</b>	<b>8G</b>	<b>XX</b>	201,00	242,00	305,00	-	24	17,5
	550 x 460 mm ○○○○	<b>5130</b>	<b>5G</b>	<b>XX</b>	199,00	239,00	302,00	-	24	15,7
	550 x 460 mm* ○○○○	<b>5130</b>	<b>3G</b>	<b>XX</b>	199,00	239,00	302,00	-	24	15,5
	*Please note: unclosable outlet valve must be used with models without overflow									
	<b>Unclosable outlet valve</b> (optional) chrome	<b>8798</b>	<b>50</b>	<b>61</b>	50,00				150	0,5
	<b>Semi-recessed washbasin</b> 560 x 460 mm ○○○○ Incl. template Fastening set included Furniture programme Sunberry to match	<b>5131</b>	<b>00</b>	<b>XX</b>	358,00	430,00	493,00	-	12	15,0

XX = Colour code to be indicated  
 01 = white alpin 09 = pergamon R2 = star white ceramicplus  
 Basic colours = manhattan ceramicplus R5  
 Matt colours Colorline = edelweiss ceramicplus S3

\* Ceramic models also available in ceramicplus, colour code and surcharge see flip-out page

# Sanitaryware and Bathroom Furniture Price List No. 8 - 2009

Collection Sunberry		Article no.		Euro				pcs/ pal.	kg/ pc.
				white (alpin)*	pergamon*	star white Basic colours	Matt colours Colorline		
Ceramic models also available in ceramicplus Registered design				not available in: R5					
	<b>Handwashbasin</b>								
	450 x 390 mm ○ ○	<b>5330</b>	<b>45 XX</b>	117,00	141,00	204,00	-	40	10,8
	450 x 390 mm* ○ ⊗	<b>5330</b>	<b>46 XX</b>	117,00	141,00	204,00	-	40	10,5
	*Please note: unclosable outlet valve must be used with models without overflow								
	<b>Trap cover</b> incl. fastening set „Smart fix“	<b>7244</b>	<b>00 XX</b>	132,00	159,00	222,00	275,00	70	5,7
	<b>Unclosable outlet valve</b> (optional) chrome	<b>8798</b>	<b>50 61</b>	50,00				150	0,5
	<b>Handwashbasin</b> for installation with furniture Furniture programme Sunberry to match								
	450 x 390 mm ○ ○	<b>5330</b>	<b>4G XX</b>	174,00	209,00	272,00	-	40	10,7
	450 x 390 mm* ○ ⊗	<b>5330</b>	<b>5G XX</b>	174,00	209,00	272,00	-	40	10,9
	*Please note: unclosable outlet valve must be used with models without overflow								
	<b>Unclosable outlet valve</b> (optional) chrome	<b>8798</b>	<b>50 61</b>	50,00				150	0,5
	<b>Handwashbasin</b>								
	360 x 310 mm ○ ○	<b>5330</b>	<b>36 XX</b>	113,00	136,00	199,00	-	70	7,2
	360 x 310 mm* ○ ⊗	<b>5330</b>	<b>37 XX</b>	113,00	136,00	199,00	-	56	7,3
	*Please note: unclosable outlet valve must be used with models without overflow								
	<b>Unclosable outlet valve</b> (optional) chrome	<b>8798</b>	<b>50 61</b>	50,00				150	0,5
	<b>Bidet</b>								
	370 x 560 mm ○ ○	<b>5430</b>	<b>00 XX</b>	226,00	272,00	335,00	-	18	23,0
	wall-mounted With fastening set for concealed fastening								
	<b>Fastening frame</b> (optional)	<b>9953</b>	<b>00 00</b>	95,00				50	4,9
	<b>Fastening set</b> (optional)	<b>9961</b>	<b>00 00</b>	19,00				40	0,3
	<b>Bidet</b>								
	375 x 560 mm ○ ○ ○ ○	<b>5431</b>	<b>00 XX</b>	213,00	256,00	319,00	-	16	24,4
	floor-standing close to the wall With fastening set for concealed fastening								
	<b>Siphon</b> with extension piece (optional)	<b>9208</b>	<b>72 00</b>	45,00				1	0,5
	<b>Mounting set</b> For installation close to the wall (also required)	<b>9208</b>	<b>31 00</b>	97,00				80	1,2

XX = Colour code to be indicated  
 01 = white alpin 09 = pergamon R2 = star white ceramicplus  
 Basic colours = manhattan ceramicplus R5  
 Matt colours Colorline = edelweiss ceramicplus S3

\* Ceramic models also available in ceramicplus, colour code and surcharge see flip-out page







# Sanitaryware and Bathroom Furniture Price List No. 8 - 2009

## Collection Sunberry

Ceramic models also available in ceramicplus



Registered design

	Article no.			Euro				pcs/ pal.	kg/ pc.	
				white (alpin)*	pergamon*	star white Basic colours	Matt colours Colorline			
 <b>Washdown WC PurAir</b> 370 x 560 mm wall-mounted Horizontal outlet  <b>Comprising:</b> Washdown WC, pre-fitted WC-seat and cover (chrome soft-closing hinges), PurAir-technology in white alpin incl. filter and cover  <b>The package price includes the € 270            surcharge for the PurAir technology.</b>  <b>Also required (not included):</b> Standard battery 4x1.5 V Mono D-Cell Alkaline or power supply unit 9219 45 01 or 9219 40 01   <b>PurAir mains power supply unit</b> Input: 100 - 240 V 50 - 60 Hz Output: 5V / 800mA IP 44 Cable length 4 m (optional)   <b>PurAir concealed power supply unit</b> to fit junction box Input: 100 - 240 V 50 - 60 Hz Output: 5V / 800mA IP 65 Cable length 2 m (optional)  <b>Fastening frame</b> (optional)  <b>Fastening set</b> (optional)  <b>Special fastening nut</b> suitable for replacing existing standard WC (optional)   <b>PurAir replacement filter</b> (optional)  <b>Replacement PurAir WC-seat and            cover</b> with Soft Closing hinges With chrome hinges	<b>5630</b>	<b>N0</b>	<b>XX</b>	779,00	861,00	924,00	-	12	25,0	
	not available in: R5									
		<b>9219</b>	<b>40</b>	<b>01</b>	41,00				1	0,4
		<b>9219</b>	<b>45</b>	<b>01</b>	51,00				0	0,4
		<b>9953</b>	<b>00</b>	<b>00</b>	95,00				50	4,9
		<b>9961</b>	<b>00</b>	<b>00</b>	19,00				40	0,3
		<b>9218</b>	<b>84</b>	<b>00</b>	27,00				80	0,3
		<b>9219</b>	<b>30</b>	<b>01</b>	31,00				1	0,6
	<b>9955</b>	<b>P1</b>	<b>XX</b>	231,00	255,00	255,00	301,00	144	3,8	

XX = Colour code to be indicated  
 01 = white alpin 09 = pergamon R2 = star white ceramicplus  
 Basic colours = manhattan ceramicplus R5  
 Matt colours Colorline = edelweiss ceramicplus S3

\* Ceramic models also available in ceramicplus, colour code and surcharge see flip-out page




# Sanitaryware and Bathroom Furniture Price List No. 8 - 2009

Collection Sunberry		Article no.		Euro				pcs/ pal.	kg/ pc.
				white (alpin)*	pergamon*	star white Basic colours	Matt colours Colorline		
Ceramic models also available in ceramicplus									
Registered design									
	<b>Washdown WC</b> 370 x 560 mm wall-mounted Horizontal outlet With fastening set for concealed fastening	<b>5630</b>	<b>B0 XX</b>	302,00	363,00	426,00	-		12 28,0
	<b>WC-seat and cover</b> With chrome hinges								
	with Quick Release and Soft Closing hinges	<b>9955</b>	<b>S2 XX</b>	207,00	228,00	228,00	-		40 3,8
	with Quick Release hinges	<b>9955</b>	<b>Q2 XX</b>	167,00	184,00	184,00	-		40 3,8
	<b>Fastening frame</b> (optional)	<b>9953</b>	<b>00 00</b>	95,00					50 4,9
<b>Fastening set</b> (optional)	<b>9961</b>	<b>00 00</b>	19,00					40 0,3	
	<b>Washdown WC</b> 370 x 560 mm floor-standing close to the wall Horizontal outlet Fastening set included	<b>5631</b>	<b>10 XX</b>	257,00	309,00	372,00	-		16 28,0
	<b>Vario drainbend</b> For vertical outlet								
	For installation close to the wall: 150 mm	<b>8701</b>	<b>00 00</b>	56,00					100 0,7
	For installation at 90 mm from wall: 150 - 240 mm	<b>8701</b>	<b>00 00</b>	56,00					100 0,7
	For installation at 90 mm from wall: 70 - 150 mm	<b>8711</b>	<b>00 00</b>	56,00					100 0,7
	<b>WC-seat and cover</b> With chrome hinges								
	with Quick Release and Soft Closing hinges	<b>9955</b>	<b>S2 XX</b>	207,00	228,00	228,00	-		40 3,8
	with Quick Release hinges	<b>9955</b>	<b>Q2 XX</b>	167,00	184,00	184,00	-		40 3,8

XX = Colour code to be indicated  
 01 = white alpin 09 = pergamon R2 = star white ceramicplus  
 Basic colours = manhattan ceramicplus R5  
 Matt colours Colorline = edelweiss ceramicplus S3

\* Ceramic models also available in ceramicplus, colour code and surcharge see flip-out page


# Sanitaryware and Bathroom Furniture Price List No. 8 - 2009

Collection Sunberry		Article no.		Euro				pcs/ pal.	kg/ pc.
				white (alpin)*	pergamon*	star white Basic colours	Matt colours Colorline		
Ceramic models also available in ceramicplus									
Registered design									
	<b>Washdown WC for close-coupled WC-suite</b> 370 x 690 mm floor-standing Horizontal outlet Fastening set included	<b>5632</b>	<b>10 XX</b>	356,00	428,00	491,00	-	12	32,0
	<b>Vario drainbend</b> For vertical outlet								
	165 - 275 mm	<b>8701</b>	<b>00 00</b>	56,00				100	0,7
	75 - 185 mm	<b>8711</b>	<b>00 00</b>	56,00				100	0,7
	<b>Cistern</b> flushing mechanism with DUO water-saving button chrome								
	water inlet from the sides or rear	<b>7723</b>	<b>11 XX</b>	236,00	254,00	317,00	351,00	32	13,2
	bottom water inlet	<b>7723</b>	<b>A1 XX</b>	236,00	254,00	317,00	351,00	32	14,2
	<b>WC-seat and cover</b> With chrome hinges								
	with Quick Release and Soft Closing hinges	<b>9955</b>	<b>S2 XX</b>	207,00	228,00	228,00	-	40	3,8
	with Quick Release hinges	<b>9955</b>	<b>Q2 XX</b>	167,00	184,00	184,00	-	40	3,8
not available in: R5									
 <p><i>We recommend the urinal from Subway for use with Sunberry</i></p> 	<b>Subway Siphonic urinal</b> concealed water inlet With fastening set for concealed fastening 285 x 535 x 315 mm without cover	<b>7513</b>	<b>00 XX</b>	317,00	381,00	444,00	571,00	20	16,2
	285 x 535 x 315 mm for cover	<b>7513</b>	<b>01 XX</b>	359,00	431,00	494,00	638,00	20	16,1
	<b>Cover</b> with Soft Closing hinges With chrome hinges	<b>9956</b>	<b>S1 XX</b>	164,00	181,00	181,00	214,00	40	1,5
	<b>Concealed waste unit</b> (optional)								
	Horizontal outlet Flush volume 0,8 litres	<b>9326</b>	<b>00 00</b>	51,00				150	0,5
	Vertical outlet Flush volume 0,8 litres	<b>9327</b>	<b>00 00</b>	51,00				150	0,5
	<b>Connection pieces</b> Comprising: collar, outlet elbow, drain pipe 150mm long chrome (optional)	<b>9319</b>	<b>00 00</b>	76,00				1	0,5
	<b>Water-inlet connector</b> (optional)	<b>9933</b>	<b>00 00</b>	28,00				150	0,5

XX = Colour code to be indicated  
 01 = white alpin 09 = pergamon R2 = star white ceramicplus  
 Basic colours = manhattan ceramicplus R5  
 Matt colours Colorline = edelweiss ceramicplus S3

\* Ceramic models also available in ceramicplus, colour code and surcharge see flip-out page

# Sanitaryware and Bathroom Furniture Price List No. 8 - 2009

Collection Sunberry		Article no.	Euro				pcs/ pal.	kg/ pc.
			white (alpin)*	pergamon*	star white Basic colours	Matt colours Colorline		
Ceramic models also available in ceramicplus								
Registered design								
 <p><b>Bathtub</b> This bathtub can be fitted with Whirlpool systems.</p> <p>BA180SUR2V <i>to be discontinued</i> 1800 x 800 mm</p> <p>BA170SUR2V <i>to be discontinued</i> 1700 x 750 mm</p> <p>BA177SUR2V <i>to be discontinued</i> 1700 x 700 mm</p>								
	<i>Further information is to be found in the Wellness price list.</i>							

XX = Colour code to be indicated  
 01 = white alpin 09 = pergamon R2 = star white ceramicplus  
 Basic colours = manhattan ceramicplus R5  
 Matt colours Colorline = edelweiss ceramicplus S3

\* Ceramic models also available in ceramicplus, colour code and surcharge see flip-out page

# Sanitaryware and Bathroom Furniture Price List No. 8 - 2009

## Collection Sunberry Furniture programme

€uro

Registered design

### Accentuating colours

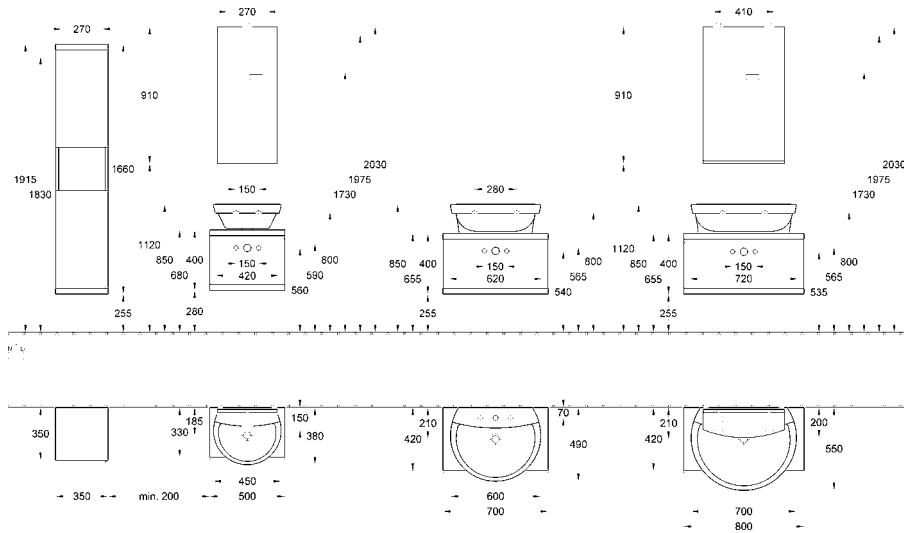
AG Basic white

CS Oak veneer, natural

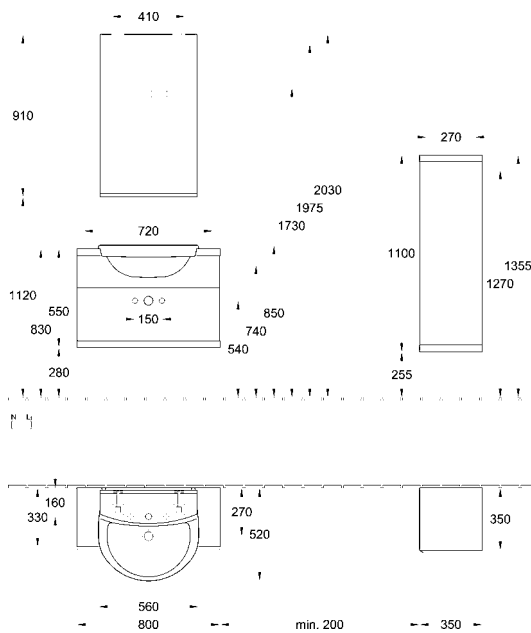
Body laminated, white

Countertop, cover and lower trim: Real oak veneer or laminated white

Grip handle: silver-anodised aluminium



220 - 240 V switched main connection (protection sherpes of country, regulation 601-02-01)  
Please note: Observe the protection sherpes of the country in question. Leave electrical connections to an expert.



220 - 240 V switched main connection (protection sherpes of country, regulation 601-02-01)  
Please note: Observe the protection sherpes of the country in question. Leave electrical connections to an expert.

YY = Accentuating colour codes to be indicated  
AG = Basic white  
CS = Oak veneer, natural

# Sanitaryware and Bathroom Furniture Price List No. 8 - 2009

## Collection Sunberry Furniture programme

€uro

Registered design

The washbasin is to be ordered separately.

### Recommendation 1



a) Vanity unit	<b>A239 YY 00</b>
b) Mirror	<b>A241 YY 00</b>
	<b>1.037,00</b>

The washbasin is to be ordered separately.

### Recommendation 2



a) Vanity unit	<b>A238 YY 00</b>
b) Mirror	<b>A240 YY 00</b>
c) Side cabinet	<b>A243 YY 00</b>
	<b>1.939,00</b>

The washbasin is to be ordered separately.

### Recommendation 3



a) Vanity unit	<b>A236 YY 00</b>
b) Mirror	<b>A240 YY 00</b>
c) Side cabinet	<b>A244 YY 00</b>
d) Tall cabinet	<b>A245 YY 00</b>
	<b>2.580,00</b>

YY = Accentuating colour codes to be indicated  
AG = Basic white  
CS = Oak veneer, natural

# Sanitaryware and Bathroom Furniture Price List No. 8 - 2009

## Collection Sunberry Furniture programme

€uro

Registered design

The washbasins are to be ordered separately.

### Vanity unit

800 x 400 x 420 mm  
wall-mounted  
1 pull-out compartment  
Fastening set included  
for washbasins SUNBERRY  
5130 7G, 9G, 5130 6G, 4G



**A235 YY 00**

**692,00**

### Vanity unit

700 x 400 x 420 mm  
wall-mounted  
1 pull-out compartment  
Fastening set included  
for washbasins SUNBERRY  
5130 1G, 8G, 5130 5G, 3G



**A236 YY 00**

**671,00**

### Vanity unit

800 x 520 x 330 mm  
wall-mounted  
1 pull-out compartment  
Fastening set included  
for semi-recessed washbasin  
SUNBERRY 5131 00



**A238 YY 00**

**738,00**

### Vanity unit

500 x 400 x 330 mm  
wall-mounted  
1 pull-out compartment  
Fastening set included  
for handwashbasin SUNBERRY  
5330 4G, 5G



**A239 YY 00**

**592,00**

### Mirror

540 x 910 x 200 mm  
2 lamps, 1 shelf  
Fastening set included



**A240 YY 00**

**567,00**

### Mirror

400 x 910 x 150 mm  
1 lamp  
Fastening set included



**A241 YY 00**

**445,00**

### Side cabinet

350 x 1100 x 350 mm  
1 door, 1 pull-out compartment  
inside, inside - 2 glass shelves  
Fastening set included



hinges on left  
**A244 YY 00**

**634,00**

hinges on right  
**A243 YY 00**

**634,00**

### Tall cabinet

350 x 1660 x 350 mm  
2 doors, 1 glass shelf, inside -  
2 glass shelves  
Fastening set included



hinges on left  
**A246 YY 00**








**708,00**

hinges on right  
**A245 YY 00**

**708,00**

YY = Accentuating colour codes to be indicated  
AG = Basic white  
CS = Oak veneer, natural

# Sanitaryware and Bathroom Furniture Price List No. 8 - 2009



Collection Oblic		Article no.		Euro			pcs/ pal.	kg/ pc.		
				white (alpin)*	pergamon*	star white Basic colours				
Ceramic models also available in <b>ceramicplus</b> Registered design										
	<b>Washbasin</b> Installation in corner possible Furniture programme Oblic to match									
	600 x 355 mm*  Bowl left	<b>7104</b>	<b>6L</b>	<b>XX</b>	223,00	268,00	331,00	40	11,9	
	600 x 355 mm*  Bowl right	<b>7104</b>	<b>6R</b>	<b>XX</b>	223,00	268,00	331,00	40	10,7	
	*Please note: unclosable outlet valve must be used with models without overflow									
	<b>Trap cover</b> Fastening set included	<b>7208</b>	<b>00</b>	<b>XX</b>	184,00	221,00	284,00	65	5,5	
<b>Unclosable outlet valve</b> (optional)										
	chrome	<b>8798</b>	<b>00</b>	<b>61</b>	73,00			150	0,5	
	<b>Handwashbasin</b>									
	400 x 265 mm*  Bowl left	<b>7302</b>	<b>4L</b>	<b>XX</b>	131,00	158,00	221,00	80	5,5	
	400 x 265 mm*  Bowl right	<b>7302</b>	<b>4R</b>	<b>XX</b>	131,00	158,00	221,00	80	5,5	
	*Please note: unclosable outlet valve must be used with models without overflow									
	<b>Unclosable outlet valve</b> (optional)									
	chrome	<b>8798</b>	<b>00</b>	<b>61</b>	73,00			150	0,5	
	<b>Washdown WC</b> 350 x 535 mm wall-mounted Horizontal outlet	<b>6664</b>	<b>10</b>	<b>XX</b>	383,00	460,00	523,00	24	16,2	
	<b>WC-seat and cover</b> With chrome hinges	<b>8846</b>	<b>61</b>	<b>XX</b>	152,00	168,00	168,00	80	3,5	
	<b>Fastening frame</b> (optional)	<b>9953</b>	<b>00</b>	<b>00</b>	95,00			50	4,9	
	<b>Fastening set</b> (optional)	<b>9961</b>	<b>00</b>	<b>00</b>	19,00			40	0,3	

XX = Colour code to be indicated  
01 = white alpin 09 = pergamon R2 = star white ceramicplus

\* Ceramic models also available in ceramicplus, colour code and surcharge see flip-out page



# Sanitaryware and Bathroom Furniture Price List No. 8 - 2009

Collection Oblic		Article no.		Euro			pcs/ pal.		kg/ pc.		
				white (alpin)*	pergamon*	star white Basic colours					
Ceramic models also available in ceramicplus											
Registered design											
	<b>Washdown WC</b>										
	wall-mounted Horizontal outlet Connection set comprising inlet pipe 15°, outlet pipe 15°, extended threaded rods M12, discs 15° 415 x 535 mm axis to the left	<b>6664</b>	<b>1L</b>	<b>XX</b>	405,00	486,00	549,00			16	16,8
	415 x 535 mm axis to the right	<b>6664</b>	<b>1R</b>	<b>XX</b>	405,00	486,00	549,00			16	16,8
	<b>WC-seat and cover</b>										
	With chrome hinges	<b>8846</b>	<b>61</b>	<b>XX</b>	152,00	168,00	168,00			80	3,5
	<b>Fastening frame</b>										
(optional)	<b>9953</b>	<b>00</b>	<b>00</b>	95,00						50	4,9
	<b>Fastening set</b>										
(optional)	<b>9961</b>	<b>00</b>	<b>00</b>	19,00						40	0,3
	<b>Siphonic urinal</b>										
	concealed water inlet Fastening set included 315 x 570 x 305 mm for cover opening to the left	<b>7531</b>	<b>0L</b>	<b>XX</b>	458,00	550,00	613,00			20	16,1
	315 x 570 x 305 mm for cover opening to the right	<b>7531</b>	<b>0R</b>	<b>XX</b>	458,00	550,00	613,00			20	16,1
	<b>Cover</b>										
	<b>8829</b>	<b>00</b>	<b>XX</b>	174,00	192,00	192,00				150	1,5
	<b>Concealed waste unit</b>										
	Horizontal outlet Flush volume 0,8 litres (optional)	<b>9326</b>	<b>00</b>	<b>00</b>	51,00						150
<b>Water-inlet connector</b>											
(optional)	<b>9933</b>	<b>00</b>	<b>00</b>	28,00						150	0,5

XX = Colour code to be indicated  
 01 = white alpin 09 = pergamon R2 = star white ceramicplus

\* Ceramic models also available in ceramicplus, colour code and surcharge see flip-out page

# Sanitaryware and Bathroom Furniture Price List No. 8 - 2009

## Collection Oblic Furniture programme

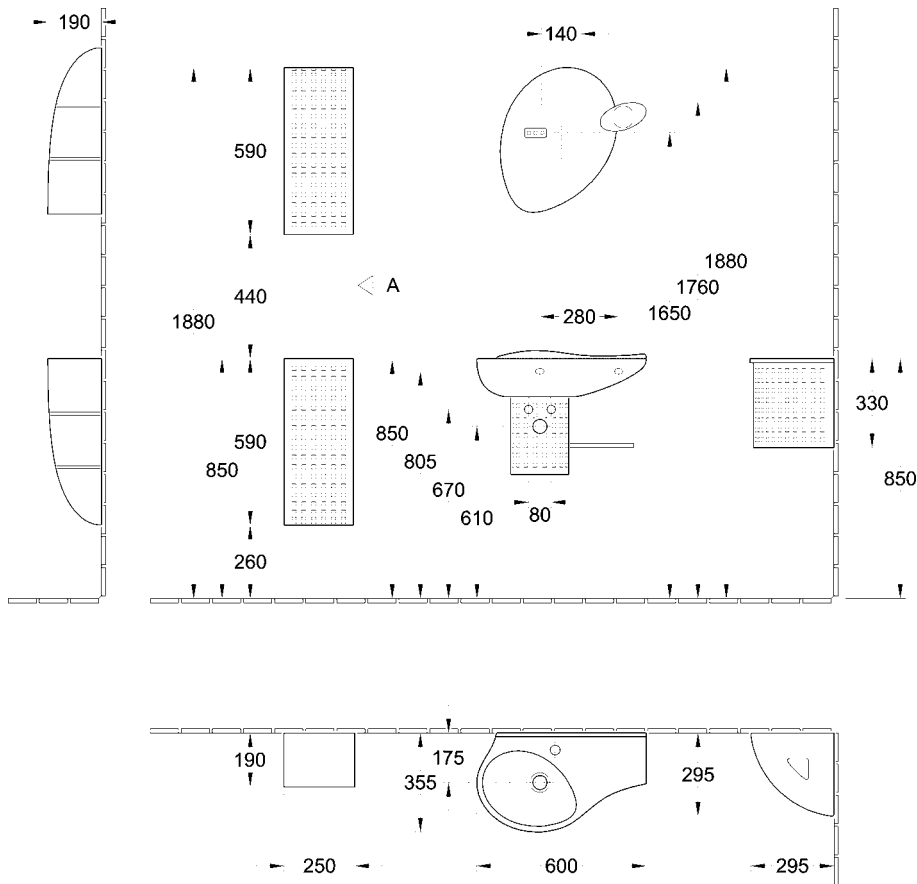
€uro


Registered design

### Front colours

- N2 Powder-coated metal
- L9 Matt stainless steel

Body: metal powder coated or matt stainless steel  
Shelves, cover for corner cabinet: multiplex in real beech wood veneer



 220 - 240 V mains connection, loose (protection sherps of country, regulation 601-02-01)  
Please note: Observe the protection sherps of the country in question. Leave electrical connections to an expert.

XX = Front colour codes to be indicated  
N2 = Powder-coated metal  
L9 = Matt stainless steel

# Sanitaryware and Bathroom Furniture Price List No. 8 - 2009

## Collection Oblic Furniture programme


€uro

Registered design

The washbasins are to be ordered separately.

### Furniture frame

205/435 x 280 x 245 mm  
wall-mounted  
Fastening set included  
for washbasins 7104 6L, 6R



**8797 00 XX**

### Mirror


390 x 540 mm  
1 lamp  
Fastening set included



**8536 00 XX**

### Corner module

330 mm, 295 mm side length  
wall-mounted  
Cover made of wood  
Fastening set included




**8543 00 XX**


N2	<b>225,00</b>	<b>242,00</b>	<b>253,00</b>
L9	<b>299,00</b>	<b>326,00</b>	<b>340,00</b>

### Wall shelf

250 x 590 x 190 mm  
wall-mounted  
2 shelves  
Fastening set included



**8541 00 XX**


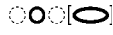












**8541 00 XX**

N2	<b>370,00</b>	<b>370,00</b>
L9	<b>500,00</b>	<b>500,00</b>

XX = Front colour codes to be indicated  
N2 = Powder-coated metal  
L9 = Matt stainless steel




# Sanitaryware and Bathroom Furniture Price List No. 8 - 2009

<b>Collection Amica</b>		Article no.			white (alpin)*	Euro				pcs/ pal.	kg/ pc.
Ceramic models also available in <b>ceramicplus</b> Registered design											
	<b>Washbasin</b>										
	650 x 530 mm 	<b>7124</b>	<b>65</b>	<b>XX</b>	122,00					18	18,5
	600 x 500 mm 	<b>7124</b>	<b>60</b>	<b>XX</b>	111,00					24	15,5
	<b>Pedestal</b>	<b>7240</b>	<b>00</b>	<b>XX</b>	90,00					24	6,9
	<b>Trap cover</b>	<b>7239</b>	<b>80</b>	<b>XX</b>	86,00					48	7,1
	<b>Semi-recessed washbasin</b>										
	560 x 455 mm  Fastening set included	<b>7139</b>	<b>55</b>	<b>XX</b>	211,00					18	12,0
	<b>Handwashbasin</b>										
	450 x 360 mm 	<b>7341</b>	<b>45</b>	<b>XX</b>	93,00					40	9,1
	<b>Trap cover</b>	<b>7238</b>	<b>00</b>	<b>XX</b>	86,00					52	7,0
	<b>Bidet</b>										
	365 x 545 mm  wall-mounted	<b>7464</b>	<b>00</b>	<b>XX</b>	157,00					16	16,8
	<b>Fastening frame</b> (optional)	<b>9953</b>	<b>00</b>	<b>00</b>	95,00					50	4,9
	<b>Fastening set</b> (optional)	<b>9961</b>	<b>00</b>	<b>00</b>	19,00					40	0,3
	<b>Bidet</b>										
	365 x 565 mm  floor-standing	<b>7416</b>	<b>00</b>	<b>XX</b>	150,00					16	19,0
	<b>Washdown WC</b>										
	355 x 520 mm wall-mounted Horizontal outlet with water-saving AQUAREDUCT® system Flush volume 4.5 litres	<b>6691</b>	<b>10</b>	<b>XX</b>	177,00					27	14,5
	<b>WC-seat and cover</b> With chrome hinges	<b>9853</b>	<b>M1</b>	<b>XX</b>	66,00					100	3,5
	<b>Fastening frame</b> (optional)	<b>9953</b>	<b>00</b>	<b>00</b>	95,00					50	4,9
	<b>Fastening set</b> (optional)	<b>9961</b>	<b>00</b>	<b>00</b>	19,00					40	0,3

XX = Colour code to be indicated  
01 = white alpin

\* Ceramic models also available in ceramicplus, colour code and surcharge see flip-out page

# Sanitaryware and Bathroom Furniture Price List No. 8 - 2009

<b>Collection Amica</b>		Article no.			white (alpin)*	Euro				pcs/pal.	kg/pc.	
Ceramic models also available in <b>ceramicplus</b>												
Registered design												
	<b>Washdown WC</b> 355 x 560 mm floor-standing Horizontal outlet Fastening set included	<b>6619</b>	<b>10</b>	<b>XX</b>	145,00						16	22,6
	<b>Vario drainbend</b> For vertical outlet											
	For installation close to the wall: 150 mm	<b>8701</b>	<b>00</b>	<b>00</b>	56,00						100	0,7
	For installation at 90 mm from wall: 150 - 240 mm	<b>8701</b>	<b>00</b>	<b>00</b>	56,00						100	0,7
	For installation at 90 mm from wall: 70 - 150 mm	<b>8711</b>	<b>00</b>	<b>00</b>	56,00						100	0,7
	<b>WC-seat and cover</b> With chrome hinges	<b>9853</b>	<b>M1</b>	<b>XX</b>	66,00						100	3,5
	<b>Washdown WC for close-coupled WC-suite</b> floor-standing 355 x 700 mm Vertical outlet	<b>6690</b>	<b>01</b>	<b>XX</b>	240,00						16	17,0
	355 x 700 mm Horizontal outlet	<b>6690</b>	<b>10</b>	<b>XX</b>	248,00						16	23,0
	<b>Cistern</b> water inlet from the sides or rear flushing mechanism with DUO water-saving button chrome	<b>7792</b>	<b>11</b>	<b>XX</b>	198,00						48	10,8
	<b>WC-seat and cover</b> With chrome hinges	<b>9853</b>	<b>M1</b>	<b>XX</b>	66,00						100	3,5
	<b>Washdown WC for close-coupled WC-suite</b> 360 x 695 mm floor-standing Horizontal outlet Fastening set included	<b>6685</b>	<b>10</b>	<b>XX</b>	267,00						16	26,9
	<b>Vario drainbend</b> For vertical outlet											
	160 - 250 mm	<b>8701</b>	<b>00</b>	<b>00</b>	56,00						100	0,7
	70 - 160 mm	<b>8711</b>	<b>00</b>	<b>00</b>	56,00						100	0,7
	<b>Cistern</b> water inlet from the sides or rear flushing mechanism with DUO water-saving button chrome	<b>7792</b>	<b>11</b>	<b>XX</b>	198,00						48	10,8
	<b>WC-seat and cover</b> With chrome hinges	<b>9853</b>	<b>M1</b>	<b>XX</b>	66,00						100	3,5

XX = Colour code to be indicated  
01 = white alpin










\* Ceramic models also available in **ceramicplus**, colour code and surcharge see flip-out page

# Sanitaryware and Bathroom Furniture Price List No. 8 - 2009

## Models Loop & Friends

Ceramic models also available in ceramicplus

Registered design

		Article no.		Euro				pcs/ pal.	kg/ pc.	
		white (alpin)*	pergamon*	star white Basic colours	Matt colours Colorline					
 <p><b>NewWave Surface-mounted washbasin</b> Outside surface glazed Incl. template, Fastening set included Furniture programme Loop to match</p> <p>600 x 455 mm  for wall-mounted washbasin mixers or tall pillar tap fittings without tap hole area</p> <p>600 x 455 mm*  for wall-mounted washbasin mixers or tall pillar tap fittings without tap hole area</p> <p>*Please note: unclosable outlet valve must be used with models without overflow</p> <p><b>Unclosable outlet valve</b> (optional)</p> <p>chrome</p>	<b>5190</b>	<b>60</b>	<b>XX</b>	466,00	560,00	623,00	-	15	17,4	
		<b>5190</b>	<b>61</b>	<b>XX</b>	497,00	591,00	654,00	-	15	18,0
		<b>8798</b>	<b>50</b>	<b>61</b>	50,00				150	0,5
 <p><b>Surface-mounted washbasin</b> Outside surface glazed Furniture programme Loop, Central Line and Shape to match</p> <p>430 mm Diameter  Incl. template incl. extended ball rod for pop-up waste Fastening set included for wall-mounted washbasin mixers or tall pillar tap fittings without tap hole area</p> <p>380 mm Diameter  Incl. template Fastening set included for wall-mounted washbasin mixers or tall pillar tap fittings without tap hole area</p>	<b>7180</b>	<b>43</b>	<b>XX</b>	348,00	418,00	481,00	620,00	21	8,6	
		<b>7180</b>	<b>38</b>	<b>XX</b>	339,00	407,00	470,00	606,00	36	7,1
 <p><b>Surface-mounted washbasin</b> Outside surface glazed Incl. template, Fastening set included Furniture programme Loop, Central Line and Shape to match</p> <p>430 mm Diameter*  for wall-mounted washbasin mixers or tall pillar tap fittings without tap hole area</p> <p>380 mm Diameter*  for wall-mounted washbasin mixers or tall pillar tap fittings without tap hole area</p> <p>*Please note: unclosable outlet valve must be used with models without overflow</p> <p><b>Unclosable outlet valve</b> (optional)</p> <p>chrome</p>	<b>7181</b>	<b>43</b>	<b>XX</b>	379,00	449,00	512,00	651,00	21	9,1	
		<b>7181</b>	<b>38</b>	<b>XX</b>	370,00	438,00	501,00	637,00	36	7,2
		<b>8798</b>	<b>50</b>	<b>61</b>	50,00				150	0,5










**We recommend Editorials for use with the models Loop & Friends**

XX = Colour code to be indicated

01 = white alpin 09 = pergamon R2 = star white ceramicplus

Matt colours Colorline = star white ShinySun ceramicplus T4, star white ShinySky ceramicplus T5, star white ShinySpring ceramicplus T6, star white ShinyIce ceramicplus T7, star white ShinyPearl ceramicplus T8, star white ShinySpace ceramicplus T9

# Sanitaryware and Bathroom Furniture Price List No. 8 - 2009

Models Loop & Friends		Article no.		Euro				pcs/ pal.	kg/ pc.
				white (alpin)*	pergamon*	star white Basic colours	Matt colours Colorline		
Ceramic models also available in ceramicplus Registered design									
	<b>Surface-mounted washbasin</b> Outside surface glazed Incl. template, Fastening set included Furniture programme Loop, Central Line and Shape to match 430 x 430 mm  for wall-mounted washbasin mixers or tall pillar tap fittings without tap hole area	<b>7187</b>	<b>10 XX</b>	362,00	435,00	498,00	643,00	36	12,4
	380 x 380 mm  for wall-mounted washbasin mixers or tall pillar tap fittings without tap hole area	<b>7187</b>	<b>00 XX</b>	351,00	422,00	485,00	625,00	36	10,8
	<b>Surface-mounted washbasin</b> Outside surface glazed Incl. template, Fastening set included Furniture programme Loop, Central Line and Shape to match 430 x 430 mm*  for wall-mounted washbasin mixers or tall pillar tap fittings without tap hole area	<b>7187</b>	<b>11 XX</b>	393,00	466,00	529,00	674,00	36	12,4
	380 x 380 mm*  for wall-mounted washbasin mixers or tall pillar tap fittings without tap hole area	<b>7187</b>	<b>01 XX</b>	382,00	453,00	516,00	656,00	42	11,0
	*Please note: unclosable outlet valve must be used with models without overflow <b>Unclosable outlet valve</b> (optional) chrome	<b>8798</b>	<b>50 61</b>	50,00					150
	<b>Surface-mounted washbasin</b> Outside surface glazed Incl. template, incl. extended ball rod for pop-up waste, Fastening set included Furniture programme Loop, Central Line and Shape to match 600 x 430 mm  for wall-mounted washbasin mixers or tall pillar tap fittings without tap hole area	<b>7186</b>	<b>10 XX</b>	403,00	484,00	547,00	708,00	20	12,2
	530 x 380 mm  for wall-mounted washbasin mixers or tall pillar tap fittings without tap hole area	<b>7186</b>	<b>00 XX</b>	390,00	468,00	531,00	687,00	24	10,1








**We recommend Editorials for use with the models Loop & Friends**

XX = Colour code to be indicated

01 = white alpin 09 = pergamon R2 = star white ceramicplus

Matt colours Colorline = star white ShinySun ceramicplus T4, star white ShinySky ceramicplus T5, star white ShinySpring ceramicplus T6, star white ShinyIce ceramicplus T7, star white ShinyPearl ceramicplus T8, star white ShinySpace ceramicplus T9

# Sanitaryware and Bathroom Furniture Price List No. 8 - 2009

Models Loop & Friends		Article no.		Euro				pcs/ pal.	kg/ pc.
				white (alpin)*	pergamon*	star white Basic colours	Matt colours Colorline		
Ceramic models also available in ceramicplus Registered design									
	<b>Surface-mounted washbasin</b> Outside surface glazed Incl. template, Fastening set included Furniture programme Loop, Central Line and Shape to match								
	600 x 430 mm*  for wall-mounted washbasin mixers or tall pillar tap fittings without tap hole area	<b>7186</b>	<b>11</b>	<b>XX</b>	434,00	515,00	578,00	739,00	20 13,0
	530 x 380 mm*  for wall-mounted washbasin mixers or tall pillar tap fittings without tap hole area	<b>7186</b>	<b>01</b>	<b>XX</b>	421,00	499,00	562,00	718,00	20 10,9
	*Please note: unclosable outlet valve must be used with models without overflow								
	<b>Unclosable outlet valve</b> (optional) chrome	<b>8798</b>	<b>50</b>	<b>61</b>	50,00				150 0,5
	<b>Surface-mounted washbasin</b> 580 x 380 mm  Outside surface glazed for wall-mounted washbasin mixers or tall pillar tap fittings without tap hole area Incl. template incl. extended ball rod for pop-up waste Fastening set included Furniture programme Loop, Central Line and Shape to match	<b>6167</b>	<b>00</b>	<b>XX</b>	390,00	468,00	531,00	687,00	24 14,1
	<b>Surface-mounted washbasin</b> 580 x 380 mm*  Outside surface glazed for wall-mounted washbasin mixers or tall pillar tap fittings without tap hole area Incl. template Fastening set included Furniture programme Loop, Central Line and Shape to match	<b>6167</b>	<b>01</b>	<b>XX</b>	421,00	499,00	562,00	718,00	20 14,2
	*Please note: unclosable outlet valve must be used with models without overflow								
	<b>Unclosable outlet valve</b> (optional) chrome	<b>8798</b>	<b>50</b>	<b>61</b>	50,00				150 0,5

**We recommend Editorials for use with the models Loop & Friends**

XX = Colour code to be indicated

01 = white alpin 09 = pergamon R2 = star white ceramicplus

Matt colours Colorline = star white ShinySun ceramicplus T4, star white ShinySky ceramicplus T5, star white ShinySpring ceramicplus T6, star white ShinyIce ceramicplus T7, star white ShinyPearl ceramicplus T8, star white ShinySpace ceramicplus T9
















# Sanitaryware and Bathroom Furniture Price List No. 8 - 2009

## Models Loop & Friends

Ceramic models also available in ceramicplus

Registered design

	Article no.	Euro			white (alpin)*	pergamon*	star white Basic colours			pcs/pal.	kg/pc.
 <p><b>NewWave Built-in washbasin</b> Outside surface glazed Incl. template</p> <p>600 x 455 mm  without tap hole area</p> <p>600 x 455 mm*  without tap hole area</p> <p>*Please note: unclosable outlet valve must be used with models without overflow</p> <p><b>Unclosable outlet valve</b> (optional)</p> <p>chrome</p>	<b>5191</b>	<b>60</b>	<b>XX</b>	311,00	374,00	437,00				15	13,8
	<b>5191</b>	<b>61</b>	<b>XX</b>	342,00	405,00	468,00				18	14,3
	<b>8798</b>	<b>50</b>	<b>61</b>	50,00						150	0,5
 <p><b>Built-in washbasin</b> Outside surface glazed Furniture programme Loop to match</p> <p>525 mm Diameter  Incl. template incl. extended ball rod for pop-up waste without tap hole area</p> <p>450 mm Diameter  Incl. template incl. extended ball rod for pop-up waste without tap hole area</p> <p>390 mm Diameter  Incl. template without tap hole area</p> <p>340 mm Diameter  Incl. template without tap hole area</p>	<b>6140</b>	<b>51</b>	<b>XX</b>	266,00	320,00	383,00				18	13,2
	<b>6140</b>	<b>45</b>	<b>XX</b>	243,00	292,00	355,00				18	10,5
	<b>6140</b>	<b>39</b>	<b>XX</b>	221,00	266,00	329,00				36	8,0
	<b>6140</b>	<b>34</b>	<b>XX</b>	199,00	239,00	302,00				36	6,6
 <p><b>Built-in washbasin</b> Outside surface glazed Incl. template</p> <p>525 mm Diameter*  without tap hole area</p> <p>450 mm Diameter*  without tap hole area</p> <p>390 mm Diameter*  without tap hole area</p> <p>340 mm Diameter*  without tap hole area</p> <p>*Please note: unclosable outlet valve must be used with models without overflow</p> <p><b>Unclosable outlet valve</b> (optional)</p> <p>chrome</p>	<b>6141</b>	<b>51</b>	<b>XX</b>	297,00	351,00	414,00				18	15,3
	<b>6141</b>	<b>45</b>	<b>XX</b>	274,00	323,00	386,00				18	9,6
	<b>6141</b>	<b>39</b>	<b>XX</b>	252,00	297,00	360,00				36	7,9
	<b>6141</b>	<b>34</b>	<b>XX</b>	230,00	270,00	333,00				36	6,5
	<b>8798</b>	<b>50</b>	<b>61</b>	50,00						150	0,5

*We recommend Editorials for use with the models Loop & Friends*

XX = Colour code to be indicated  
01 = white alpin 09 = pergamon R2 = star white ceramicplus






\* Ceramic models also available in ceramicplus, colour code and surcharge see flip-out page

# Sanitaryware and Bathroom Furniture Price List No. 8 - 2009

## Models Loop & Friends

Ceramic models also available in **ceramicplus**

Registered design

		Article no.			Euro						pcs/ pal.	kg/ pc.
					white (alpin)*	pergamon*	star white Basic colours					
	<b>Built-in washbasin</b> Outside surface glazed Incl. template											
	530 mm Diameter ○○○○	<b>5140</b>	<b>50</b>	<b>XX</b>	285,00	342,00	405,00				12	13,5
	455 mm Diameter ○○○○	<b>5140</b>	<b>40</b>	<b>XX</b>	261,00	314,00	377,00				15	10,3
	<b>Built-in washbasin</b> Outside surface glazed Incl. template											
	530 mm Diameter* ○○○○	<b>5140</b>	<b>51</b>	<b>XX</b>	316,00	373,00	436,00				15	14,3
	455 mm Diameter* ○○○○	<b>5140</b>	<b>41</b>	<b>XX</b>	292,00	345,00	408,00				18	10,3
	*Please note: unclosable outlet valve must be used with models without overflow											
	<b>Unclosable outlet valve</b> (optional)											
	chrome	<b>8798</b>	<b>50</b>	<b>61</b>	50,00						150	0,5
	<b>Built-in washbasin</b> Outside surface glazed Incl. template, incl. extended ball rod for pop-up waste											
	450 x 450 mm ○	<b>6156</b>	<b>20</b>	<b>XX</b>	253,00	304,00	367,00				24	13,0
	405 x 405 mm ○	<b>6156</b>	<b>10</b>	<b>XX</b>	230,00	276,00	339,00				36	10,3
	<b>Built-in washbasin</b> Outside surface glazed Incl. template											
	450 x 450 mm* ○	<b>6156</b>	<b>21</b>	<b>XX</b>	284,00	335,00	398,00				24	12,8
	405 x 405 mm* ○	<b>6156</b>	<b>11</b>	<b>XX</b>	261,00	307,00	370,00				42	14,0
	*Please note: unclosable outlet valve must be used with models without overflow											
	<b>Unclosable outlet valve</b> (optional)											
	chrome	<b>8798</b>	<b>50</b>	<b>61</b>	50,00						150	0,5
	<b>Built-in washbasin</b> Outside surface glazed Incl. template											
	505 x 505 mm ○○○○	<b>5156</b>	<b>50</b>	<b>XX</b>	303,00	364,00	427,00				24	17,3
	455 x 455 mm ○○○○	<b>5156</b>	<b>40</b>	<b>XX</b>	278,00	334,00	397,00				25	13,8

**We recommend Editorials for use with the models Loop & Friends**

XX = Colour code to be indicated  
01 = white alpin 09 = pergamon R2 = star white ceramicplus


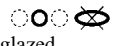











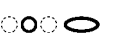

\* Ceramic models also available in **ceramicplus**, colour code and surcharge see flip-out page

# Sanitaryware and Bathroom Furniture Price List No. 8 - 2009

## Models Loop & Friends

Ceramic models also available in ceramicplus

Registered design

		Article no.			Euro			pcs/ pal.	kg/ pc.
		white (alpin)*	pergamon*	star white Basic colours					
	<b>Built-in washbasin</b> 505 x 505 mm*  Outside surface glazed Incl. template	5156	51	XX	334,00	395,00	458,00	24	17,5
	*Please note: unclosable outlet valve must be used with models without overflow								
	<b>Unclosable outlet valve</b> (optional) chrome	8798	50	61	50,00			150	0,5
	<b>Built-in washbasin</b> Outside surface glazed	6155	30	XX	308,00	370,00	433,00	20	15,0
	660 x 470 mm  Incl. template incl. extended ball rod for pop-up waste without tap hole area	6155	20	XX	282,00	339,00	402,00	24	12,1
	570 x 405 mm  Incl. template incl. extended ball rod for pop-up waste without tap hole area	6155	10	XX	259,00	311,00	374,00	35	10,4
	500 x 355 mm  Incl. template without tap hole area	6155	00	XX	231,00	278,00	341,00	42	7,1
	450 x 320 mm  Incl. template without tap hole area								
	<b>Built-in washbasin</b> Outside surface glazed Incl. template	6155	31	XX	339,00	401,00	464,00	24	15,0
	660 x 470 mm*  without tap hole area	6155	21	XX	313,00	370,00	433,00	20	12,6
	570 x 405 mm*  without tap hole area	6155	11	XX	290,00	342,00	405,00	35	9,2
	500 x 355 mm*  without tap hole area	6155	01	XX	262,00	309,00	372,00	42	15,0
	450 x 320 mm*  without tap hole area								
	*Please note: unclosable outlet valve must be used with models without overflow								
	<b>Unclosable outlet valve</b> (optional) chrome	8798	50	61	50,00			150	0,5
	<b>Built-in washbasin</b> Outside surface glazed Incl. template	5155	60	XX	340,00	408,00	471,00	20	16,3
	660 x 470 mm  570 x 400 mm 	5155	50	XX	310,00	372,00	435,00	24	12,2

**We recommend Editorials for use with the models Loop & Friends**

XX = Colour code to be indicated  
01 = white alpin 09 = pergamon R2 = star white ceramicplus















\* Ceramic models also available in ceramicplus, colour code and surcharge see flip-out page

# Sanitaryware and Bathroom Furniture Price List No. 8 - 2009

## Models Loop & Friends

Ceramic models also available in ceramicplus

Registered design

		Article no.			Euro			pcs/ pal.	kg/ pc.
		white (alpin)*	pergamon*	star white Basic colours					
 <p><b>Built-in washbasin</b> Outside surface glazed Incl. template 660 x 470 mm*  570 x 400 mm*   *Please note: unclosable outlet valve must be used with models without overflow  <b>Unclosable outlet valve</b> (optional) chrome</p>		<b>5155</b>	<b>61</b>	<b>XX</b>	371,00	439,00	502,00	20	15,6
		<b>5155</b>	<b>51</b>	<b>XX</b>	341,00	403,00	466,00	20	17,0
		<b>8798</b>	<b>50</b>	<b>61</b>	50,00			150	0,5
 <p><b>Built-in washbasin</b> Outside surface glazed Incl. template, incl. extended ball rod for pop-up waste 675 x 450 mm  without tap hole area 600 x 405 mm  without tap hole area 510 x 340 mm  without tap hole area</p>		<b>6145</b>	<b>20</b>	<b>XX</b>	287,00	345,00	408,00	15	17,4
		<b>6145</b>	<b>00</b>	<b>XX</b>	259,00	311,00	374,00	24	15,5
		<b>6145</b>	<b>10</b>	<b>XX</b>	231,00	278,00	341,00	30	10,3
 <p><b>Built-in washbasin</b> Outside surface glazed Incl. template 675 x 450 mm*  without tap hole area 600 x 405 mm*  without tap hole area 510 x 340 mm*  without tap hole area  *Please note: unclosable outlet valve must be used with models without overflow  <b>Unclosable outlet valve</b> (optional) chrome</p>		<b>6145</b>	<b>21</b>	<b>XX</b>	318,00	376,00	439,00	15	12,0
		<b>6145</b>	<b>01</b>	<b>XX</b>	290,00	342,00	405,00	24	14,9
		<b>6145</b>	<b>11</b>	<b>XX</b>	262,00	309,00	372,00	30	10,6
		<b>8798</b>	<b>50</b>	<b>61</b>	50,00			150	0,5
 <p><b>Built-in washbasin</b> Outside surface glazed Incl. template 675 x 450 mm  600 x 400 mm </p>		<b>5145</b>	<b>60</b>	<b>XX</b>	309,00	371,00	434,00	15	18,6
		<b>5145</b>	<b>50</b>	<b>XX</b>	279,00	335,00	398,00	24	14,6

*We recommend Editorials for use with the models Loop & Friends*

XX = Colour code to be indicated  
01 = white alpin 09 = pergamon R2 = star white ceramicplus

\* Ceramic models also available in ceramicplus, colour code and surcharge see flip-out page

# Sanitaryware and Bathroom Furniture Price List No. 8 - 2009

## Models Loop & Friends

Ceramic models also available in ceramicplus





Registered design



### Built-in washbasin

Outside surface glazed

Incl. template

675 x 450 mm\*    





**5145 61 XX**

340,00

402,00

465,00

15 19,0

600 x 400 mm\*    

**5145 51 XX**

310,00

366,00

429,00

20 15,0

\*Please note: unclosable outlet valve must be used with models without overflow

### Unclosable outlet valve

(optional)

chrome

**8798 50 61**

50,00

150 0,5















*We recommend Editorials for use with the models Loop & Friends*

XX = Colour code to be indicated

01 = white alpin 09 = pergamon R2 = star white ceramicplus

\* Ceramic models also available in ceramicplus, colour code and surcharge see flip-out page

# Sanitaryware and Bathroom Furniture Price List No. 8 - 2009

Models LOOP		Article no.		Euro			pcs/ pal.	kg/ pc.
				white (alpin)*	pergamon*	star white Basic colours		
Ceramic models also available in ceramicplus								
Registered design 								
	<b>Double vanity washbasin</b> Incl. unclosable valve with ceramic valve cover Furniture programme Central Line to match							
	1300 x 480 mm 	<b>5182</b>	<b>D1</b>	<b>XX</b>	882,00	1.059,00	1.122,00	18 46,0
	1300 x 480 mm 	<b>5182</b>	<b>D2</b>	<b>XX</b>	882,00	1.059,00	1.122,00	15 46,0
	1300 x 480 mm 	<b>5182</b>	<b>D3</b>	<b>XX</b>	913,00	1.090,00	1.153,00	15 46,0
	<b>Trap cover</b> incl. fastening set „Smart fix“	<b>5282</b>	<b>00</b>	<b>XX</b>	160,00	192,00	255,00	9 14,5
	<b>Vanity washbasin</b> Incl. unclosable valve with ceramic valve cover Furniture programme Central Line to match							
	1000 x 480 mm 	<b>5182</b>	<b>A1</b>	<b>XX</b>	631,00	758,00	821,00	15 28,0
	1000 x 480 mm 	<b>5182</b>	<b>A2</b>	<b>XX</b>	662,00	789,00	852,00	15 28,0
		<b>Trap cover</b> incl. fastening set „Smart fix“	<b>5282</b>	<b>00</b>	<b>XX</b>	160,00	192,00	255,00
	<b>Vanity washbasin</b> Incl. unclosable valve with ceramic valve cover Furniture programme Central Line to match							
	800 x 480 mm 	<b>5182</b>	<b>81</b>	<b>XX</b>	491,00	590,00	653,00	18 24,0
	800 x 480 mm 	<b>5182</b>	<b>82</b>	<b>XX</b>	522,00	621,00	684,00	8 24,0
		<b>Trap cover</b> incl. fastening set „Smart fix“	<b>5282</b>	<b>00</b>	<b>XX</b>	160,00	192,00	255,00

XX = Colour code to be indicated  
01 = white alpin 09 = pergamon R2 = star white ceramicplus









\* Ceramic models also available in ceramicplus, colour code and surcharge see flip-out page

# Sanitaryware and Bathroom Furniture Price List No. 8 - 2009

## Models Loop & Friends

Ceramic models also available in ceramicplus

Registered design




















Registered design	Article no.	Euro			white (alpin)*	pergamon*	star white Basic colours			pcs/pal.	kg/pc.
 <p><b>NewWave Undercounter washbasin</b> Outside surface glazed Fastening set included The hole for the washbasin can only be cut out using the original washbasin because tolerances of several millimetres are possible</p> <p>510 x 320 mm  without tap hole area</p> <p>510 x 320 mm*  without tap hole area</p> <p>*Please note: unclosable outlet valve must be used with models without overflow</p> <p><b>Unclosable outlet valve</b> (optional) chrome</p>	<b>5192</b>	<b>50</b>	<b>XX</b>	345,00	414,00	477,00				15	13,7
	<b>5192</b>	<b>51</b>	<b>XX</b>	376,00	445,00	508,00				15	13,7
	<b>8798</b>	<b>50</b>	<b>61</b>	50,00						150	0,5
 <p><b>Undercounter washbasin</b> Outside surface glazed The hole for the washbasin can only be cut out using the original washbasin because tolerances of several millimetres are possible, Installation possible in natural stone and laminate countertops</p> <p>440 mm Diameter  incl. extended ball rod for pop-up waste Fastening set included without tap hole area</p> <p>380 mm Diameter  incl. extended ball rod for pop-up waste Fastening set included without tap hole area</p> <p>330 mm Diameter  Fastening set included without tap hole area</p> <p>280 mm Diameter  Fastening set included without tap hole area</p>	<b>6180</b>	<b>43</b>	<b>XX</b>	287,00	345,00	408,00				18	13,5
	<b>6180</b>	<b>38</b>	<b>XX</b>	266,00	320,00	383,00				18	11,2
	<b>6180</b>	<b>33</b>	<b>XX</b>	243,00	292,00	355,00				36	7,9
	<b>6180</b>	<b>28</b>	<b>XX</b>	222,00	267,00	330,00				36	6,1

*We recommend Editorials for use with the models Loop & Friends*

XX = Colour code to be indicated  
01 = white alpin 09 = pergamon R2 = star white ceramicplus

\* Ceramic models also available in ceramicplus, colour code and surcharge see flip-out page

# Sanitaryware and Bathroom Furniture Price List No. 8 - 2009

Models Loop & Friends		Euro							pcs/ pal.	kg/ pc.
		Article no.	white (alpin)*	pergamon*	star white Basic colours					
Ceramic models also available in <b>ceramicplus</b> Registered design										
 <p><b>Undercounter washbasin</b>            Outside surface glazed            Fastening set included            The hole for the washbasin can only be cut out using the original washbasin because tolerances of several millimetres are possible, Installation possible in natural stone and laminate countertops</p>	440 mm Diameter* 	<b>6181</b>	<b>43</b>	<b>XX</b>	318,00	376,00	439,00		18	13,6
	380 mm Diameter* 	<b>6181</b>	<b>38</b>	<b>XX</b>	297,00	351,00	414,00		18	11,0
	330 mm Diameter* 	<b>6181</b>	<b>33</b>	<b>XX</b>	274,00	323,00	386,00		24	7,7
	280 mm Diameter* 	<b>6181</b>	<b>28</b>	<b>XX</b>	253,00	298,00	361,00		36	5,8
	*Please note: unclosable outlet valve must be used with models without overflow <b>Unclosable outlet valve</b> (optional) chrome	<b>8798</b>	<b>50</b>	<b>61</b>	50,00					150
 <p><b>Undercounter washbasin</b>            Outside surface glazed            Fastening set included            The hole for the washbasin can only be cut out using the original washbasin because tolerances of several millimetres are possible</p>	440 mm Diameter   	<b>5180</b>	<b>40</b>	<b>XX</b>	316,00	380,00	443,00		18	13,2
	375 mm Diameter   	<b>5180</b>	<b>30</b>	<b>XX</b>	267,00	321,00	384,00		18	10,0
	*Please note: unclosable outlet valve must be used with models without overflow <b>Unclosable outlet valve</b> (optional) chrome	<b>8798</b>	<b>50</b>	<b>61</b>	50,00					150
 <p><b>Undercounter washbasin</b>            Outside surface glazed            Fastening set included            The hole for the washbasin can only be cut out using the original washbasin because tolerances of several millimetres are possible</p>	440 mm Diameter*   	<b>5180</b>	<b>41</b>	<b>XX</b>	347,00	411,00	474,00		18	9,8
	375 mm Diameter*   	<b>5180</b>	<b>31</b>	<b>XX</b>	298,00	352,00	415,00		18	11,0
	*Please note: unclosable outlet valve must be used with models without overflow <b>Unclosable outlet valve</b> (optional) chrome	<b>8798</b>	<b>50</b>	<b>61</b>	50,00					150

**We recommend Editorials for use with the models Loop & Friends**

XX = Colour code to be indicated  
 01 = white alpin 09 = pergamon R2 = star white ceramicplus

\* Ceramic models also available in ceramicplus, colour code and surcharge see flip-out page













# Sanitaryware and Bathroom Furniture Price List No. 8 - 2009

## Models Loop & Friends

Ceramic models also available in **ceramicplus**

Registered design

Registered design	Article no.	Euro			white (alpin)*	pergamon*	star white Basic colours			pcs/pal.	kg/pc.
 <p><b>Undercounter washbasin</b> Outside surface glazed incl. extended ball rod for pop-up waste, Fastening set included The hole for the washbasin can only be cut out using the original washbasin because tolerances of several millimetres are possible, Installation possible in natural stone and laminate countertops</p> <p>380 x 380 mm  without tap hole area</p> <p>340 x 340 mm  without tap hole area</p>	<b>6162</b>	<b>20</b>	<b>XX</b>	277,00	333,00	396,00				28	13,3
	<b>6162</b>	<b>10</b>	<b>XX</b>	253,00	304,00	367,00				28	9,4
 <p><b>Undercounter washbasin</b> Outside surface glazed Fastening set included The hole for the washbasin can only be cut out using the original washbasin because tolerances of several millimetres are possible, Installation possible in natural stone and laminate countertops</p> <p>380 x 380 mm*  without tap hole area</p> <p>340 x 340 mm*  without tap hole area</p> <p>*Please note: unclosable outlet valve must be used with models without overflow</p> <p><b>Unclosable outlet valve</b> (optional)</p> <p>chrome</p>	<b>6162</b>	<b>21</b>	<b>XX</b>	308,00	364,00	427,00				28	13,2
	<b>6162</b>	<b>11</b>	<b>XX</b>	284,00	335,00	398,00				28	10,1
	<b>8798</b>	<b>50</b>	<b>61</b>	50,00						150	0,5
 <p><b>Undercounter washbasin</b> 415 x 415 mm  Outside surface glazed Fastening set included The hole for the washbasin can only be cut out using the original washbasin because tolerances of several millimetres are possible</p>	<b>5162</b>	<b>40</b>	<b>XX</b>	331,00	398,00	461,00				18	17,1
 <p><b>Undercounter washbasin</b> 415 x 415 mm*  Outside surface glazed Fastening set included The hole for the washbasin can only be cut out using the original washbasin because tolerances of several millimetres are possible</p> <p>*Please note: unclosable outlet valve must be used with models without overflow</p> <p><b>Unclosable outlet valve</b> (optional)</p> <p>chrome</p>	<b>5162</b>	<b>41</b>	<b>XX</b>	362,00	429,00	492,00				18	12,8
	<b>8798</b>	<b>50</b>	<b>61</b>	50,00						150	0,5

**We recommend Editorials for use with the models Loop & Friends**

XX = Colour code to be indicated  
01 = white alpin 09 = pergamon R2 = star white ceramicplus














\* Ceramic models also available in **ceramicplus**, colour code and surcharge see flip-out page

# Sanitaryware and Bathroom Furniture Price List No. 8 - 2009

## Models Loop & Friends

Ceramic models also available in ceramicplus

Registered design












	Article no.	Euro			white (alpin)*	pergamon*	star white Basic colours			pcs/pal.	kg/pc.
 <p><b>Undercounter washbasin</b> Outside surface glazed The hole for the washbasin can only be cut out using the original washbasin because tolerances of several millimetres are possible, Installation possible in natural stone and laminate countertops</p>	<b>6161 30 XX</b>	335,00	402,00	465,00					15	8,0	
	560 x 375 mm  incl. extended ball rod for pop-up waste Fastening set included without tap hole area	<b>6161 20 XX</b>	308,00	370,00	433,00					18	12,1
	485 x 325 mm  incl. extended ball rod for pop-up waste Fastening set included without tap hole area	<b>6161 10 XX</b>	279,00	335,00	398,00					28	9,1
	420 x 285 mm  Fastening set included without tap hole area	<b>6161 00 XX</b>	259,00	311,00	374,00					28	7,3
	385 x 255 mm  Fastening set included without tap hole area										
 <p><b>Undercounter washbasin</b> Outside surface glazed Fastening set included The hole for the washbasin can only be cut out using the original washbasin because tolerances of several millimetres are possible, Installation possible in natural stone and laminate countertops</p>	<b>6161 31 XX</b>	366,00	433,00	496,00					15	15,5	
	560 x 375 mm*  without tap hole area	<b>6161 21 XX</b>	339,00	401,00	464,00					18	10,9
	485 x 325 mm*  without tap hole area	<b>6161 11 XX</b>	310,00	366,00	429,00					24	9,1
	420 x 285 mm*  without tap hole area	<b>6161 01 XX</b>	290,00	342,00	405,00					28	8,0
	385 x 255 mm*  without tap hole area										
<p>*Please note: unclosable outlet valve must be used with models without overflow</p> <p><b>Unclosable outlet valve</b> (optional) chrome</p>	<b>8798 50 61</b>	50,00							150	0,5	
 <p><b>Undercounter washbasin</b> Outside surface glazed Fastening set included The hole for the washbasin can only be cut out using the original washbasin because tolerances of several millimetres are possible</p>	<b>5161 60 XX</b>	367,00	441,00	504,00					15	16,2	
	560 x 370 mm  485 x 315 mm 	<b>5161 50 XX</b>	340,00	408,00	471,00					18	11,7

**We recommend Editorials for use with the models Loop & Friends**

XX = Colour code to be indicated  
01 = white alpin 09 = pergamon R2 = star white ceramicplus

\* Ceramic models also available in ceramicplus, colour code and surcharge see flip-out page

# Sanitaryware and Bathroom Furniture Price List No. 8 - 2009



Models Loop & Friends		Euro						pcs/ pal.	kg/ pc.
		Article no.			white (alpin)*	pergamon*	star white Basic colours		
Ceramic models also available in <b>ceramicplus</b> Registered design 									
<b>Undercounter washbasin</b> Outside surface glazed Fastening set included The hole for the washbasin can only be cut out using the original washbasin because tolerances of several millimetres are possible 560 x 370 mm*  485 x 315 mm*  *Please note: unclosable outlet valve must be used with models without overflow <b>Unclosable outlet valve</b> (optional) chrome		<b>5161</b>	<b>61</b>	<b>XX</b>	398,00	472,00	535,00	15	17,0
		<b>5161</b>	<b>51</b>	<b>XX</b>	371,00	439,00	502,00	18	13,0
		<b>8798</b>	<b>50</b>	<b>61</b>	50,00			150	0,5
									
<b>Undercounter washbasin</b> Outside surface glazed incl. extended ball rod for pop-up waste, Fastening set included The hole for the washbasin can only be cut out using the original washbasin because tolerances of several millimetres are possible, Installation possible in natural stone and laminate countertops 615 x 390 mm  without tap hole area 540 x 345 mm  without tap hole area 450 x 280 mm  Furniture programme Shape to match without tap hole area		<b>6163</b>	<b>20</b>	<b>XX</b>	314,00	377,00	440,00	15	12,0
		<b>6163</b>	<b>00</b>	<b>XX</b>	287,00	345,00	408,00	18	13,8
		<b>6163</b>	<b>10</b>	<b>XX</b>	259,00	311,00	374,00	18	9,8
									
<b>Undercounter washbasin</b> Outside surface glazed Fastening set included The hole for the washbasin can only be cut out using the original washbasin because tolerances of several millimetres are possible, Installation possible in natural stone and laminate countertops 615 x 390 mm*  without tap hole area 540 x 345 mm*  without tap hole area 450 x 280 mm*  Furniture programme Shape to match without tap hole area *Please note: unclosable outlet valve must be used with models without overflow <b>Unclosable outlet valve</b> (optional) chrome		<b>6163</b>	<b>21</b>	<b>XX</b>	345,00	408,00	471,00	15	18,6
		<b>6163</b>	<b>01</b>	<b>XX</b>	318,00	376,00	439,00	18	13,2
		<b>6163</b>	<b>11</b>	<b>XX</b>	290,00	342,00	405,00	12	12,0
		<b>8798</b>	<b>50</b>	<b>61</b>	50,00			150	0,5

**We recommend Editorials for use with the models Loop & Friends**

XX = Colour code to be indicated  
 01 = white alpin 09 = pergamon R2 = star white ceramicplus

\* Ceramic models also available in ceramicplus, colour code and surcharge see flip-out page

# Sanitaryware and Bathroom Furniture Price List No. 8 - 2009

Models Loop & Friends		Euro							pcs/ pal.	kg/ pc.	
		Article no.			white (alpin)*	pergamon*	star white Basic colours				
Ceramic models also available in ceramicplus Registered design											
 <p><b>Undercounter washbasin</b>            Outside surface glazed            Fastening set included            The hole for the washbasin can only be cut out using the original washbasin because tolerances of several millimetres are possible</p>	615 x 390 mm	5163	60	XX	346,00	416,00	479,00			15	17,4
	615 x 390 mm	5163	60	XX	346,00	416,00	479,00			15	17,4
	540 x 340 mm	5163	50	XX	315,00	378,00	441,00			18	13,5
 <p><b>Undercounter washbasin</b>            Outside surface glazed            Fastening set included            The hole for the washbasin can only be cut out using the original washbasin because tolerances of several millimetres are possible</p>	615 x 390 mm*	5163	61	XX	377,00	447,00	510,00			15	19,0
	615 x 390 mm*	5163	61	XX	377,00	447,00	510,00			15	19,0
	540 x 340 mm*	5163	51	XX	346,00	409,00	472,00			18	15,0
*Please note: unclosable outlet valve must be used with models without overflow											
<b>Unclosable outlet valve</b> (optional)											
chrome		8798	50	61	50,00					150	0,5


*We recommend Editorials for use with the models Loop & Friends*

XX = Colour code to be indicated  
 01 = white alpin 09 = pergamon R2 = star white ceramicplus

\* Ceramic models also available in ceramicplus, colour code and surcharge see flip-out page

# Sanitaryware and Bathroom Furniture Price List No. 8 - 2009

## Models Loop & Friends

Registered design	Article no.	Euro					pcs/ pal.	kg/ pc.
		white (alpin)						
 <p><b>Wellness NewWave Bathtub</b>            BA199WNW2V            1900 x 900 mm            BA180WNW2V            1800 x 800 mm            BA177WNW2V            1700 x 700 mm            BA180WNW7V            1800 x 800 mm            BA199WNW6V            1900 x 900 mm</p>								
	<i>Further information is to be found in the Wellness price list.</i>							

*We recommend Editorials for use with the models Loop & Friends*



XX = Colour code to be indicated  
 01 = white alpin

# Sanitaryware and Bathroom Furniture Price List No. 8 - 2009

## Models Magic

Ceramic models also available in **ceramicplus**

















































Registered design

	Article no.			white (alpin)*	Euro				pcs/ pal.	kg/ pc.
 <p><b>Magic Basin</b> <b>Surface-mounted washbasin</b> 430 mm Diameter*  with integrated electronic tap fitting, Mark of conformity applied for without tap hole area with electronic controller, incl. 4 x 1,5V standard AA(LR6) alkaline batteries air bubbler DSM24x1 Incl. template Fastening set included Furniture programmes Loop and Central Line to match</p> <p>*Please note: unclosable outlet valve must be used with models without overflow</p> <p><b>Unclosable outlet valve</b> (optional) chrome</p>	<b>7181</b>	<b>4E</b>	<b>XX</b>	1.204,00					18	9,0
		<b>8798</b>	<b>50</b>	<b>61</b>	50,00					150

XX = Colour code to be indicated  
01 = white alpin

\* Ceramic models also available in **ceramicplus**, colour code and surcharge see flip-out page






















# Sanitaryware and Bathroom Furniture Price List No. 8 - 2009

Collection Omnia architectura		Article no.		Euro				pcs/ pal.	kg/ pc.
				white (alpin)*	pergamon*				
Ceramic models also available in ceramicplus									
Registered design									
	<b>Washbasin</b>								
	700 x 520 mm   	<b>5175</b>	<b>70 XX</b>	234,00	281,00			10	26,0
	700 x 520 mm*   	<b>5175</b>	<b>71 XX</b>	234,00	281,00			10	20,0
	700 x 520 mm  	<b>5175</b>	<b>72 XX</b>	266,00	313,00			10	26,0
	700 x 520 mm*  	<b>5175</b>	<b>73 XX</b>	266,00	313,00			10	26,0
*Please note: unclosable outlet valve must be used with models without overflow									
	<b>Pedestal</b>	<b>7250</b>	<b>60 XX</b>	125,00	150,00			65	10,7
	<b>Trap cover</b>								
	incl. fastening set „Smart fix“	<b>7264</b>	<b>60 XX</b>	132,00	159,00			52	8,0
	<b>Washbasin</b>								
	650 x 500 mm   	<b>5175</b>	<b>65 XX</b>	140,00	168,00			15	21,0
	650 x 500 mm*   	<b>5175</b>	<b>66 XX</b>	140,00	168,00			15	21,0
	650 x 500 mm  	<b>5175</b>	<b>67 XX</b>	172,00	200,00			15	21,0
	650 x 500 mm*  	<b>5175</b>	<b>68 XX</b>	172,00	200,00			15	21,0
*Please note: unclosable outlet valve must be used with models without overflow									
	<b>Pedestal</b>	<b>7250</b>	<b>60 XX</b>	125,00	150,00			65	10,7
	<b>Trap cover</b>								
	incl. fastening set „Smart fix“	<b>7264</b>	<b>60 XX</b>	132,00	159,00			52	8,0
	<b>Washbasin</b>								
	600 x 480 mm   	<b>5175</b>	<b>60 XX</b>	119,00	143,00			24	18,0
	600 x 480 mm*   	<b>5175</b>	<b>61 XX</b>	119,00	143,00			24	18,0
	600 x 480 mm  	<b>5175</b>	<b>62 XX</b>	151,00	175,00			24	18,0
	600 x 480 mm*  	<b>5175</b>	<b>63 XX</b>	151,00	175,00			10	18,0
*Please note: unclosable outlet valve must be used with models without overflow									
	<b>Pedestal</b>	<b>7250</b>	<b>60 XX</b>	125,00	150,00			65	10,7
	<b>Trap cover</b>								
	incl. fastening set „Smart fix“	<b>7264</b>	<b>60 XX</b>	132,00	159,00			52	8,0
	<b>Washbasin</b>								
	550 x 460 mm   	<b>5175</b>	<b>55 XX</b>	111,00	134,00			24	16,0
	550 x 460 mm*   	<b>5175</b>	<b>56 XX</b>	111,00	134,00			24	16,0
	550 x 460 mm  	<b>5175</b>	<b>57 XX</b>	143,00	166,00			24	16,0
	550 x 460 mm*  	<b>5175</b>	<b>58 XX</b>	143,00	166,00			10	16,0
*Please note: unclosable outlet valve must be used with models without overflow									
	<b>Pedestal</b>	<b>7250</b>	<b>60 XX</b>	125,00	150,00			65	10,7
	<b>Trap cover</b>								
	incl. fastening set „Smart fix“	<b>7264</b>	<b>60 XX</b>	132,00	159,00			52	8,0

XX = Colour code to be indicated  
01 = white alpin 09 = pergamon

\* Ceramic models also available in ceramicplus, colour code and surcharge see flip-out page

# Sanitaryware and Bathroom Furniture Price List No. 8 - 2009









Collection Omnia architectura		Article no.		Euro				pcs/ pal.	kg/ pc.	
				white (alpin)*	pergamon*					
Ceramic models also available in ceramicplus										
Registered design										
	<b>Washbasin compact</b>									
	605 x 380 mm 	5177	60	XX	122,00	147,00			10	16,0
	605 x 380 mm* 	5177	61	XX	122,00	147,00			10	16,0
	605 x 380 mm 	5177	62	XX	154,00	179,00			24	16,0
	605 x 380 mm* 	5177	63	XX	154,00	179,00			10	16,0
*Please note: unclosable outlet valve must be used with models without overflow										
	<b>Pedestal</b>	7250	60	XX	125,00	150,00			65	10,7
	<b>Trap cover</b> incl. fastening set „Smart fix“	7244	60	XX	132,00	159,00			65	6,9
	<b>Washbasin compact</b>									
	560 x 370 mm 	5177	55	XX	115,00	138,00			24	15,0
	560 x 370 mm* 	5177	56	XX	115,00	138,00			24	15,0
	560 x 370 mm 	5177	57	XX	147,00	170,00			10	15,0
	560 x 370 mm* 	5177	58	XX	147,00	170,00			10	15,0
*Please note: unclosable outlet valve must be used with models without overflow										
	<b>Pedestal</b>	7250	60	XX	125,00	150,00			65	10,7
	<b>Trap cover</b> incl. fastening set „Smart fix“	7244	60	XX	132,00	159,00			65	6,9
	<b>Washbasin vita</b>									
	650 x 550 mm  central tap hole punched out	5178	67	XX	236,00	284,00			18	21,0
	650 x 550 mm  5 tap hole positions can be selected as required	5178	65	XX	236,00	284,00			18	21,0
	650 x 550 mm*  central tap hole punched out	5178	68	XX	236,00	284,00			18	21,0
	650 x 550 mm*  5 tap hole positions can be selected as required	5178	66	XX	236,00	284,00			18	21,0
*Please note: unclosable outlet valve must be used with models without overflow										
	<b>Trap cover</b> incl. fastening set „Smart fix“	7264	60	XX	132,00	159,00			52	8,0
	<b>Semi-recessed washbasin</b> Incl. template, Fastening set included									
	550 x 460 mm 	5176	55	XX	281,00	338,00			12	14,0
	550 x 460 mm* 	5176	56	XX	281,00	338,00			12	13,0
*Please note: unclosable outlet valve must be used with models without overflow										

XX = Colour code to be indicated  
01 = white alpin 09 = pergamon

\* Ceramic models also available in ceramicplus, colour code and surcharge see flip-out page






# Sanitaryware and Bathroom Furniture Price List No. 8 - 2009

Collection Omnia architectura		Article no.		Euro				pcs/ pal.	kg/ pc.
				white (alpin)*	pergamon*				
Ceramic models also available in ceramicplus									
Registered design									
	<b>Handwashbasin compact</b>								
	505 x 400 mm ○ ○	5373	50	XX	112,00	135,00			24 12,0
	505 x 400 mm* ○ ⊗	5373	51	XX	112,00	135,00			8 12,0
	460 x 355 mm ○ ○	5373	45	XX	99,00	119,00			40 11,0
	460 x 355 mm* ○ ⊗	5373	46	XX	99,00	119,00			9 11,0
*Please note: unclosable outlet valve must be used with models without overflow									
	<b>Trap cover</b> incl. fastening set „Smart fix“	7244	60	XX	132,00	159,00			65 6,9
	<b>Handwashbasin compact</b> Fastening set included								
	365 x 260 mm ○ ○	5373	35	XX	81,00	98,00			75 7,0
	365 x 260 mm* ○ ⊗	5373	36	XX	81,00	98,00			75 7,0
*Please note: unclosable outlet valve must be used with models without overflow									
	<b>Handwashbasin compact</b>								
	530 x 250 mm ○ suitable for 1-hole tap fittings pre-punched tap holes on sides	5373	25	XX	79,00	95,00			45 9,0
	530 x 250 mm* ⊗ suitable for 1-hole tap fittings pre-punched tap holes on sides	5373	26	XX	79,00	95,00			16 9,0
*Please note: unclosable outlet valve must be used with models without overflow									
	<b>Corner handwashbasin compact</b> 415 mm side length ○ ○	5374	31	XX	138,00	166,00			16 11,1
	<b>Bidet</b> 370 x 560 mm ○ ○ wall-mounted	5473	00	XX	183,00	220,00			18 21,0
	<b>Fastening frame</b> (optional)	9953	00	00	95,00				50 4,9
	<b>Fastening set</b> (optional)	9961	00	00	19,00				40 0,3
	<b>Bidet compact</b> 355 x 480 mm ○ ○ wall-mounted	5476	00	XX	229,00	275,00			9 19,0
	<b>Fastening frame</b> (optional)	9953	00	00	95,00				50 4,9
	<b>Fastening set</b> (optional)	9961	00	00	19,00				40 0,3
	<b>Bidet</b> 370 x 560 mm ○ ○ ○ ○ floor-standing With fastening set for concealed fastening	5474	00	XX	174,00	209,00			16 24,0

XX = Colour code to be indicated  
01 = white alpin 09 = pergamon

\* Ceramic models also available in ceramicplus, colour code and surcharge see flip-out page



# Sanitaryware and Bathroom Furniture Price List No. 8 - 2009

Collection Omnia architectura		Article no.		Euro				pcs/ pal.	kg/ pc.
				white (alpin)*	pergamon*				
Ceramic models also available in ceramicplus									
Registered design									
	<b>Washdown WC</b> 370 x 560 mm wall-mounted Horizontal outlet	<b>5674</b>	<b>10 XX</b>	200,00	240,00			18	23,0
	<b>WC-seat and cover</b> with Quick Release and Soft Closing hinges With chrome hinges	<b>9955</b>	<b>S3 XX</b>	207,00	228,00			40	3,8
	<b>WC-seat and cover</b> With chrome hinges	<b>98M9</b>	<b>61 XX</b>	75,00	83,00			40	2,8
	<b>Fastening frame</b> (optional)	<b>9953</b>	<b>00 00</b>	95,00				50	4,9
	<b>Fastening set</b> (optional)	<b>9961</b>	<b>00 00</b>	19,00				40	0,3
	<b>Washdown WC for powerflush</b> 380 x 570 mm for powerflush cistern wall-mounted Horizontal outlet	<b>5679</b>	<b>10 XX</b>	285,00	342,00			12	24,0
	<b>WC-seat and cover</b> with Quick Release and Soft Closing hinges With chrome hinges	<b>9955</b>	<b>S3 XX</b>	207,00	228,00			40	3,8
	<b>Washdown WC compact</b> 355 x 480 mm wall-mounted Horizontal outlet with water-saving AQUAREDUCT® system Flush volume 4.5 litres	<b>5682</b>	<b>10 XX</b>	244,00	293,00			18	20,0
	<b>WC-seat and cover compact</b> with Quick Release and Soft Closing hinges	<b>9966</b>	<b>S2 XX</b>	226,00	249,00			150	3,8
	With chrome hinges	<b>9966</b>	<b>E1 01</b>	120,00				150	3,5
	<b>Fastening frame</b> (optional)	<b>9953</b>	<b>00 00</b>	95,00				50	4,9
	<b>Fastening set</b> (optional)	<b>9961</b>	<b>00 00</b>	19,00				40	0,3

XX = Colour code to be indicated  
 01 = white alpin 09 = pergamon

\* Ceramic models also available in ceramicplus, colour code and surcharge see flip-out page

# Sanitaryware and Bathroom Furniture Price List No. 8 - 2009

Collection Omnia architectura		Article no.		Euro				pcs/ pal.	kg/ pc.
				white (alpin)*	pergamon*				
Ceramic models also available in ceramicplus									
Registered design									
	<b>Washdown WC</b> 370 x 560 mm floor-standing Horizontal outlet With fastening set for concealed fastening	<b>5675</b>	<b>10 XX</b>	188,00	226,00			16	28,0
	<b>Vario drainbend</b> For vertical outlet  For installation close to the wall: 150 mm	<b>8701</b>	<b>00 00</b>	56,00				100	0,7
	For installation at 90 mm from wall: 200 - 280 mm	<b>8701</b>	<b>00 00</b>	56,00				100	0,7
	For installation at 90 mm from wall: 100 - 200 mm	<b>8711</b>	<b>00 00</b>	56,00				100	0,7
	<b>WC-seat and cover</b> with Quick Release and Soft Closing hinges With chrome hinges	<b>9955</b>	<b>S3 XX</b>	207,00	228,00			40	3,8
	<b>WC-seat and cover</b> With chrome hinges	<b>98M9</b>	<b>61 XX</b>	75,00	83,00			40	2,8
	<b>Washdown WC</b> 370 x 560 mm floor-standing close to the wall Horizontal outlet With fastening set for concealed fastening	<b>5676</b>	<b>10 XX</b>	268,00	322,00			16	29,0
	<b>Vario drainbend</b> For vertical outlet  For installation close to the wall: 150 mm	<b>8701</b>	<b>00 00</b>	56,00				100	0,7
	For installation at 90 mm from wall: 200 - 280 mm	<b>8701</b>	<b>00 00</b>	56,00				100	0,7
	For installation at 90 mm from wall: 100 - 200 mm	<b>8711</b>	<b>00 00</b>	56,00				100	0,7
	<b>WC-seat and cover</b> with Quick Release and Soft Closing hinges With chrome hinges	<b>9955</b>	<b>S3 XX</b>	207,00	228,00			40	3,8
	<b>WC-seat and cover</b> With chrome hinges	<b>98M9</b>	<b>61 XX</b>	75,00	83,00			40	2,8

XX = Colour code to be indicated  
 01 = white alpin 09 = pergamon



\* Ceramic models also available in ceramicplus, colour code and surcharge see flip-out page

# Sanitaryware and Bathroom Furniture Price List No. 8 - 2009

## Collection Omnia architectura

Ceramic models also available in **ceramicplus**










Registered design

		Article no.			white (alpin)*		pergamon*		Euro				pcs/pal.	kg/pc.
	<b>Washdown WC for close-coupled WC-suite</b> 370 x 690 mm floor-standing Horizontal outlet Fastening set included	<b>5677</b>	<b>10</b>	<b>XX</b>	242,00	291,00							12	29,0
	<b>Vario drainbend</b> For vertical outlet  165 - 275 mm	<b>8701</b>	<b>00</b>	<b>00</b>	56,00								100	0,7
	75 - 185 mm	<b>8711</b>	<b>00</b>	<b>00</b>	56,00								100	0,7
	<b>Cistern</b> water inlet from the sides or rear flushing mechanism with DUO water-saving button chrome	<b>5773</b>	<b>11</b>	<b>XX</b>	234,00	251,00							32	13,2
	<b>WC-seat and cover</b> with Quick Release and Soft Closing hinges With chrome hinges	<b>9955</b>	<b>S3</b>	<b>XX</b>	207,00	228,00							40	3,8
	<b>WC-seat and cover</b> With chrome hinges	<b>98M9</b>	<b>61</b>	<b>XX</b>	75,00	83,00							40	2,8
		<b>Washdown WC vita</b> 370 x 710 mm wall-mounted Horizontal outlet incl. extended 300 mm long inlet connector Projection: 710 mm	<b>5678</b>	<b>10</b>	<b>XX</b>	344,00	413,00							12
<b>WC-seat and cover</b> with Quick Release and Soft Closing hinges With chrome hinges	<b>9955</b>	<b>S3</b>	<b>XX</b>	207,00	228,00							40	3,8	
<b>WC-seat and cover</b> With chrome hinges	<b>98M9</b>	<b>61</b>	<b>XX</b>	75,00	83,00							40	2,8	
<b>Fastening frame</b> (optional)	<b>9953</b>	<b>00</b>	<b>00</b>	95,00								50	4,9	
<b>Fastening set</b> (optional)	<b>9961</b>	<b>00</b>	<b>00</b>	19,00								40	0,3	

XX = Colour code to be indicated  
 01 = white alpin 09 = pergamon

\* Ceramic models also available in **ceramicplus**, colour code and surcharge see flip-out page



# Sanitaryware and Bathroom Furniture Price List No. 8 - 2009

Collection Omnia architectura		Euro											
		Article no.			white (alpin)*	pergamon*					pcs/pal.	kg/pc.	
Ceramic models also available in ceramicplus													
Registered design													
  	<b>Siphonic urinal</b> water inlet from above Fastening set included 355 x 620 x 385 mm splash-reducing	<b>5573</b>	<b>00</b>	<b>XX</b>	215,00	258,00					16	17,5	
	355 x 620 x 385 mm with target splash-reducing	<b>5573</b>	<b>05</b>	<b>XX</b>	258,00	301,00					16	17,5	
	<b>Concealed waste unit</b> (optional)												
	Horizontal outlet Flush volume 0,8 litres		<b>9326</b>	<b>00</b>	<b>00</b>	51,00						150	0,5
	Vertical outlet Flush volume 0,8 litres		<b>9327</b>	<b>00</b>	<b>00</b>	51,00						150	0,5
	<b>Connection pieces</b> Comprising: collar, outlet elbow, drain pipe 150mm long chrome (optional)		<b>9319</b>	<b>00</b>	<b>00</b>	76,00						1	0,5
	<b>Pipe connector</b> (optional)		<b>9932</b>	<b>00</b>	<b>00</b>	14,00						150	0,5
	  	<b>Siphonic urinal</b> concealed water inlet Fastening set included 355 x 620 x 385 mm splash-reducing	<b>5574</b>	<b>00</b>	<b>XX</b>	215,00	258,00					16	18,0
		355 x 620 x 385 mm with target splash-reducing	<b>5574</b>	<b>05</b>	<b>XX</b>	258,00	301,00					16	18,0
		355 x 620 x 385 mm with ceramic strainer splash-reducing	<b>5574</b>	<b>20</b>	<b>XX</b>	246,00	296,00					10	18,0
355 x 620 x 385 mm with ceramic strainer with target splash-reducing		<b>5574</b>	<b>25</b>	<b>XX</b>	289,00	339,00					52	18,0	
<b>Concealed waste unit</b> (optional)													
Horizontal outlet Flush volume 0,8 litres			<b>9326</b>	<b>00</b>	<b>00</b>	51,00						150	0,5
Vertical outlet Flush volume 0,8 litres			<b>9327</b>	<b>00</b>	<b>00</b>	51,00						150	0,5
<b>Connection pieces</b> Comprising: collar, outlet elbow, drain pipe 150mm long chrome (optional)			<b>9319</b>	<b>00</b>	<b>00</b>	76,00						1	0,5
<b>Flexible water-inlet connector</b> (optional)			<b>9220</b>	<b>67</b>	<b>00</b>	74,00						150	0,2

XX = Colour code to be indicated  
01 = white alpin 09 = pergamon

\* Ceramic models also available in ceramicplus, colour code and surcharge see flip-out page





# Sanitaryware and Bathroom Furniture Price List No. 8 - 2009

Collection Omnia architectura		Article no.	Euro					pcs/ pal.	kg/ pc.
Ceramic models also available in ceramicplus	Registered design		white (alpin)*	pergamon*					
	<p><b>Bathtub</b></p> <p>BA199ARA2V 1900 x 900 mm duo model This bathtub can be fitted with all Whisper &amp; Just Relax systems.</p> <p>BA178ARA2V 1700 x 800 mm duo model This bathtub can be fitted with all Whisper &amp; Just Relax systems.</p> <p>BA180ARA2V 1800 x 800 mm duo model This bathtub can be fitted with all Whisper &amp; Just Relax systems.</p> <p>BA170ARA2V 1700 x 750 mm solo model This bathtub can be fitted with all Whisper &amp; Just Relax systems.</p> <p>BA167ARA2V 1600 x 700 mm solo model This bathtub can be fitted with all Whisper &amp; Just Relax systems.</p> <p>BA157ARA2V 1500 x 700 mm solo model</p> <p>BA147ARA2V 1400 x 700 mm solo model</p> <p>BA177ARA2V 1700 x 700 mm solo model This bathtub can be fitted with all Whisper &amp; Just Relax systems.</p>		<i>Further information is to be found in the Wellness price list.</i>						
									

XX = Colour code to be indicated  
01 = white alpin 09 = pergamon

\* Ceramic models also available in ceramicplus, colour code and surcharge see flip-out page

# Sanitaryware and Bathroom Furniture Price List No. 8 - 2009

Collection Omnia classic		Article no.		Euro				pcs/ pal.	kg/ pc.
				white (alpin)*	pergamon*	Basic colours	Matt colours		
 <p><b>Washbasin</b> 700 x 570 mm ○○○○ ○ 700 x 570 mm* ○○○○ ⊗ 700 x 570 mm ⊗ ○ 700 x 570 mm* ⊗ ⊗</p> <p>*Please note: unclosable outlet valve must be used with models without overflow</p> <p><b>Pedestal</b> <b>Trap cover</b></p>									
	7122	70	XX	185,00	222,00	285,00	359,00	10	24,9
	7122	71	XX	185,00	222,00	285,00	359,00	10	24,9
	7122	72	XX	217,00	254,00	317,00	391,00	10	19,0
	7122	73	XX	217,00	254,00	317,00	391,00	10	19,0
 <p><b>Washbasin</b> 655 x 515 mm ○○○○ ○ 655 x 515 mm* ○○○○ ⊗ 655 x 515 mm ⊗ ○ 655 x 515 mm* ⊗ ⊗</p> <p>*Please note: unclosable outlet valve must be used with models without overflow</p> <p><b>Pedestal</b> <b>Trap cover</b></p>									
	7122	65	XX	122,00	147,00	210,00	259,00	18	18,7
	7122	66	XX	122,00	147,00	210,00	259,00	18	17,0
	7122	67	XX	154,00	179,00	242,00	291,00	18	18,1
	7122	68	XX	154,00	179,00	242,00	291,00	18	17,0
 <p><b>Washbasin</b> 605 x 500 mm ○○○○ ○ 605 x 500 mm* ○○○○ ⊗ 605 x 500 mm ⊗ ○ 605 x 500 mm* ⊗ ⊗</p> <p>*Please note: unclosable outlet valve must be used with models without overflow</p> <p><b>Pedestal</b> <b>Trap cover</b></p>									
	7122	60	XX	107,00	129,00	192,00	235,00	24	16,9
	7122	61	XX	107,00	129,00	192,00	235,00	24	16,7
	7122	62	XX	139,00	161,00	224,00	267,00	24	17,5
	7122	63	XX	139,00	161,00	224,00	267,00	24	17,1
 <p><b>Washbasin</b> 550 x 475 mm ○○○○ ○ 550 x 475 mm* ○○○○ ⊗ 550 x 475 mm ⊗ ○ 550 x 475 mm* ⊗ ⊗</p> <p>*Please note: unclosable outlet valve must be used with models without overflow</p> <p><b>Pedestal</b> <b>Trap cover</b></p>									
	7122	55	XX	101,00	122,00	185,00	225,00	24	14,9
	7122	56	XX	101,00	122,00	185,00	225,00	24	15,3
	7122	57	XX	133,00	154,00	217,00	257,00	24	14,9
	7122	58	XX	133,00	154,00	217,00	257,00	24	15,0

XX = Colour code to be indicated























































01 = white alpin 09 = pergamon

Basic colours = manhattan ceramicplus R5, beige ceramicplus R4

Matt colours Colorline = edelweiss ceramicplus S3

\* Ceramic models also available in ceramicplus, colour code and surcharge see flip-out page

# Sanitaryware and Bathroom Furniture Price List No. 8 - 2009

Collection Omnia classic		Article no.		Euro				pcs/ pal.	kg/ pc.	
				white (alpin)*	pergamon*	Basic colours	Matt colours			
Ceramic models also available in ceramicplus Registered design										
	<b>Washbasin</b>									
	500 x 445 mm    	7122	50	XX	96,00	116,00	179,00	217,00	27	13,0
	500 x 445 mm*    	7122	51	XX	96,00	116,00	179,00	217,00	27	12,6
	500 x 445 mm    	7122	52	XX	128,00	148,00	211,00	249,00	27	13,2
	500 x 445 mm*    	7122	53	XX	128,00	148,00	211,00	249,00	27	13,3
	*Please note: unclosable outlet valve must be used with models without overflow									
	<b>Pedestal</b>	7287	00	XX	101,00	122,00	185,00	225,00	30	9,5
	<b>Trap cover</b>	7289	00	XX	101,00	122,00	185,00	225,00	60	7,0
	<b>Washbasin compact</b>									
	600 x 450 mm    	7118	60	XX	147,00	177,00	-	-	24	15,5
	600 x 450 mm*    	7118	61	XX	147,00	177,00	-	-	24	16,3
	600 x 450 mm    	7118	62	XX	179,00	209,00	-	-	24	14,0
	600 x 450 mm*    	7118	63	XX	179,00	209,00	-	-	24	15,0
	*Please note: unclosable outlet valve must be used with models without overflow									
	<b>Pedestal</b>	7287	00	XX	101,00	122,00	185,00	225,00	30	9,5
	<b>Trap cover</b>	7289	00	XX	101,00	122,00	185,00	225,00	60	7,0
	<b>Washbasin compact</b>									
	540 x 410 mm    	7118	55	XX	137,00	165,00	-	-	24	13,9
	540 x 410 mm*    	7118	56	XX	137,00	165,00	-	-	24	14,0
	540 x 410 mm    	7118	57	XX	169,00	197,00	-	-	24	13,0
	540 x 410 mm*    	7118	58	XX	169,00	197,00	-	-	24	13,4
	*Please note: unclosable outlet valve must be used with models without overflow									
	<b>Pedestal</b>	7287	00	XX	101,00	122,00	185,00	225,00	30	9,5
	<b>Trap cover</b>	7289	00	XX	101,00	122,00	185,00	225,00	60	7,0
	<b>Corner washbasin compact</b>									
	505 mm side length  	7172	50	XX	254,00	305,00	-	-	27	16,3
	<b>Trap cover</b> Fastening set included	7272	00	XX	168,00	202,00	-	-	30	5,8
	<b>Towel holder</b> chrome (optional) chrome	8745	00	61	94,00				2	1,0

XX = Colour code to be indicated

01 = white alpin 09 = pergamon



















Basic colours = manhattan ceramicplus R5, beige ceramicplus R4

Matt colours Colorline = edelweiss ceramicplus S3

\* Ceramic models also available in ceramicplus, colour code and surcharge see flip-out page



# Sanitaryware and Bathroom Furniture Price List No. 8 - 2009

Collection Omnia classic		Article no.		Euro				pcs/ pal.	kg/ pc.
				white (alpin)*	pergamon*	Basic colours	Matt colours		
Ceramic models also available in ceramicplus Registered design									
	<b>Washbasin vita</b>								
	700 x 560 mm* 	<b>7119</b>	<b>00 XX</b>	456,00	548,00	-	-	18	21,5
	700 x 560 mm* 	<b>7119</b>	<b>03 XX</b>	355,00	426,00	-	-	24	21,7
	700 x 560 mm 	<b>7119</b>	<b>01 XX</b>	349,00	419,00	-	-	18	21,5
	700 x 560 mm 	<b>7119</b>	<b>02 XX</b>	394,00	473,00	-	-	18	22,2
	5 tap hole positions can be selected as required								
*Please note: unclosable outlet valve must be used with models without overflow									
	<b>Pedestal</b>	<b>7287</b>	<b>00 XX</b>	101,00	122,00	185,00	225,00	30	9,5
	<b>Trap cover</b>	<b>7289</b>	<b>00 XX</b>	101,00	122,00	185,00	225,00	60	7,0
	<b>Space saving siphon</b> (optional)	<b>8710</b>	<b>00 00</b>	71,00				100	0,5
	<b>Washbasin vita</b>								
	600 x 490 mm* 	<b>7119</b>	<b>60 XX</b>	325,00	390,00	-	-	24	16,1
	600 x 490 mm* 	<b>7119</b>	<b>61 XX</b>	325,00	390,00	-	-	24	16,6
	600 x 490 mm 	<b>7119</b>	<b>63 XX</b>	320,00	384,00	-	-	24	17,3
	incl. overflow set								
	600 x 490 mm 	<b>7119</b>	<b>64 XX</b>	360,00	432,00	-	-	24	17,0
5 tap hole positions can be selected as required incl. overflow set									
*Please note: unclosable outlet valve must be used with models without overflow									
	<b>Pedestal</b>	<b>7287</b>	<b>00 XX</b>	101,00	122,00	185,00	225,00	30	9,5
	<b>Trap cover</b>	<b>7289</b>	<b>00 XX</b>	101,00	122,00	185,00	225,00	60	7,0
	<b>Space saving siphon</b> (optional)	<b>8710</b>	<b>00 00</b>	71,00				100	0,5
	<b>Built-in washbasin</b> Incl. template								
	635 x 485 mm 	<b>7126</b>	<b>63 XX</b>	288,00	346,00	409,00	524,00	15	12,7
	560 x 400 mm 	<b>7126</b>	<b>56 XX</b>	245,00	294,00	357,00	455,00	18	9,3
	<b>Undercounter washbasin</b> Fastening set included The hole for the washbasin can only be cut out using the original washbasin because tolerances of several millimetres are possible, Installation possible in natural stone and laminate countertops								
	560 x 390 mm 	<b>7128</b>	<b>57 XX</b>	296,00	356,00	419,00	537,00	15	13,8
	500 x 370 mm 	<b>7128</b>	<b>50 XX</b>	278,00	334,00	397,00	508,00	18	12,0
	<b>Undercounter washbasin</b> 400 mm Diameter 	<b>7127</b>	<b>40 XX</b>	256,00	308,00	371,00	473,00	18	10,8
	Fastening set included The hole for the washbasin can only be cut out using the original washbasin because tolerances of several millimetres are possible Installation possible in natural stone and laminate countertops								

XX = Colour code to be indicated



















01 = white alpin 09 = pergamon

Basic colours = manhattan ceramicplus R5, beige ceramicplus R4

Matt colours Colorline = edelweiss ceramicplus S3

\* Ceramic models also available in ceramicplus, colour code and surcharge see flip-out page

# Sanitaryware and Bathroom Furniture Price List No. 8 - 2009

Collection Omnia classic		Article no.		Euro				pcs/ pal.	kg/ pc.	
				white (alpin)*	pergamon*	Basic colours	Matt colours			
Ceramic models also available in ceramicplus Registered design										
	<b>Handwashbasin compact</b>									
	445 x 320 mm 	<b>7326</b>	<b>45</b>	<b>XX</b>	86,00	104,00	167,00	201,00	48	8,6
	445 x 320 mm* 	<b>7326</b>	<b>46</b>	<b>XX</b>	86,00	104,00	167,00	201,00	40	8,7
	445 x 320 mm 	<b>7326</b>	<b>47</b>	<b>XX</b>	118,00	136,00	199,00	233,00	40	8,4
	445 x 320 mm* 	<b>7326</b>	<b>48</b>	<b>XX</b>	118,00	136,00	199,00	233,00	40	8,4
*Please note: unclosable outlet valve must be used with models without overflow										
	<b>Trap cover</b>	<b>7226</b>	<b>00</b>	<b>XX</b>	138,00	166,00	229,00	284,00	60	5,2
	<b>Handwashbasin compact</b>									
	360 x 300 mm  suitable for 1-hole tap fittings pre-punched tap holes on sides	<b>7326</b>	<b>36</b>	<b>XX</b>	77,00	93,00	156,00	187,00	80	6,4
	360 x 300 mm*  suitable for 1-hole tap fittings pre-punched tap holes on sides	<b>7326</b>	<b>37</b>	<b>XX</b>	77,00	93,00	156,00	187,00	56	6,6
*Please note: unclosable outlet valve must be used with models without overflow										
	<b>Handwashbasin compact</b>									
	525 x 240 mm  suitable for 1-hole tap fittings pre-punched tap holes on sides	<b>7328</b>	<b>50</b>	<b>XX</b>	120,00	144,00	-	-	56	8,2
	525 x 240 mm*  suitable for 1-hole tap fittings pre-punched tap holes on sides	<b>7328</b>	<b>51</b>	<b>XX</b>	120,00	144,00	-	-	56	8,5
*Please note: unclosable outlet valve must be used with models without overflow										
	<b>Corner handwashbasin compact</b>									
	415 mm side length 	<b>7327</b>	<b>40</b>	<b>XX</b>	147,00	177,00	-	-	48	10,0
	<b>Shelf</b>									
	600 x 165 mm	<b>7818</b>	<b>60</b>	<b>XX</b>	82,00	99,00	162,00	195,00	120	4,2
	500 x 160 mm	<b>7818</b>	<b>50</b>	<b>XX</b>	69,00	83,00	146,00	174,00	120	3,5
	400 x 160 mm	<b>7818</b>	<b>40</b>	<b>XX</b>	63,00	76,00	139,00	164,00	150	2,6
	<b>Bidet</b>									
	370 x 560 mm  wall-mounted	<b>7418</b>	<b>00</b>	<b>XX</b>	208,00	250,00	313,00	396,00	27	16,3
	<b>Fastening frame</b> (optional)	<b>9953</b>	<b>00</b>	<b>00</b>	95,00				50	4,9
	<b>Fastening set</b> (optional)	<b>9961</b>	<b>00</b>	<b>00</b>	19,00				40	0,3
	<b>Bidet</b>									
	370 x 610 mm  floor-standing	<b>7419</b>	<b>00</b>	<b>XX</b>	215,00	258,00	321,00	407,00	20	21,4

XX = Colour code to be indicated






01 = white alpin 09 = pergamon

Basic colours = manhattan ceramicplus R5, beige ceramicplus R4

Matt colours Colorline = edelweiss ceramicplus S3

\* Ceramic models also available in ceramicplus, colour code and surcharge see flip-out page

# Sanitaryware and Bathroom Furniture Price List No. 8 - 2009

Collection Omnia classic		Euro							pcs/ pal.	kg/ pc.	
		Article no.		white (alpin)*	pergamon*	Basic colours	Matt colours				
Ceramic models also available in ceramicplus Registered design											
	<b>Washdown WC PurAir</b> 360 x 540 mm wall-mounted Horizontal outlet  <b>Comprising:</b> Washdown WC, pre-fitted WC-seat and cover (chrome hinges), PurAir-technology in white alpin incl. filter  <b>The package price includes the € 270            surcharge for the PurAir technology.</b>  <b>Also required (not included):</b> Standard battery 4x1.5 V Mono D-Cell Alkaline or power supply unit 9219 45 01 or 9219 40 01  <b>PurAir mains power supply unit</b> Input: 100 - 240 V 50 - 60 Hz Output: 5V / 800mA IP 44 Cable length 4 m (optional)  <b>PurAir concealed power supply unit</b> to fit junction box Input: 100 - 240 V 50 - 60 Hz Output: 5V / 800mA IP 65 Cable length 2 m (optional)  <b>Fastening frame</b> (optional)  <b>Fastening set</b> (optional)  <b>PurAir replacement filter</b> (optional)  <b>Replacement PurAir WC-seat and            cover</b> With chrome hinges	<b>7682</b>	<b>N0</b>	<b>XX</b>	524,00	565,00	628,00	-		12	18,9
	<b>PurAir mains power supply unit</b> Input: 100 - 240 V 50 - 60 Hz Output: 5V / 800mA IP 44 Cable length 4 m (optional)	<b>9219</b>	<b>40</b>	<b>01</b>	41,00					1	0,4
	<b>PurAir concealed power supply unit</b> to fit junction box Input: 100 - 240 V 50 - 60 Hz Output: 5V / 800mA IP 65 Cable length 2 m (optional)	<b>9219</b>	<b>45</b>	<b>01</b>	51,00					0	0,4
	<b>Fastening frame</b> (optional)	<b>9953</b>	<b>00</b>	<b>00</b>	95,00					50	4,9
	<b>Fastening set</b> (optional)	<b>9961</b>	<b>00</b>	<b>00</b>	19,00					40	0,3
	<b>PurAir replacement filter</b> (optional)	<b>9219</b>	<b>30</b>	<b>01</b>	31,00					1	0,6
	<b>Replacement PurAir WC-seat and            cover</b> With chrome hinges	<b>8823</b>	<b>P1</b>	<b>XX</b>	76,00	80,00	80,00	-		180	3,2
	<b>Washdown WC</b> 360 x 540 mm wall-mounted Horizontal outlet  <b>WC-seat and cover</b> With chrome hinges  <b>WC-seat and cover</b> with continuous hinge bolt Hinges connected by a rod, in stainless steel  <b>Fastening frame</b> (optional)  <b>Fastening set</b> (optional)	<b>7682</b>	<b>10</b>	<b>XX</b>	183,00	220,00	283,00	356,00		27	15,4
	<b>WC-seat and cover</b> With chrome hinges	<b>8823</b>	<b>61</b>	<b>XX</b>	71,00	75,00	75,00	-		180	3,2
	<b>WC-seat and cover</b> with continuous hinge bolt Hinges connected by a rod, in stainless steel	<b>8824</b>	<b>61</b>	<b>XX</b>	108,00	114,00	114,00	-	not available in: R4	180	3,2
	<b>Fastening frame</b> (optional)	<b>9953</b>	<b>00</b>	<b>00</b>	95,00					50	4,9
	<b>Fastening set</b> (optional)	<b>9961</b>	<b>00</b>	<b>00</b>	19,00					40	0,3

XX = Colour code to be indicated





01 = white alpin 09 = pergamon

Basic colours = manhattan ceramicplus R5, beige ceramicplus R4

Matt colours Colorline = edelweiss ceramicplus S3

\* Ceramic models also available in ceramicplus, colour code and surcharge see flip-out page

# Sanitaryware and Bathroom Furniture Price List No. 8 - 2009

Collection Omnia classic		Euro							pcs/ pal.	kg/ pc.	
		Article no.	white (alpin)*	pergamon*	Basic colours	Matt colours					
Ceramic models also available in ceramicplus Registered design											
	<b>Wash-out WC PurAir</b> 360 x 545 mm <i>to be discontinued</i> wall-mounted Horizontal outlet  <b>Comprising:</b> Wash-out WC, pre-fitted WC-seat and cover (chrome hinges), PurAir-technology in white alpin incl. filter  <b>The package price includes the € 270            surcharge for the PurAir technology.</b>  <b>Also required (not included):</b> Standard battery 4x1.5 V Mono D-Cell Alkaline or power supply unit 9219 45 01 or 9219 40 01  <b>PurAir mains power supply unit</b> Input: 100 - 240 V 50 - 60 Hz Output: 5V / 800mA IP 44 Cable length 4 m (optional)  <b>PurAir concealed power supply unit</b> to fit junction box Input: 100 - 240 V 50 - 60 Hz Output: 5V / 800mA IP 65 Cable length 2 m (optional)  <b>Fastening frame</b> (optional)  <b>Fastening set</b> (optional)  <b>PurAir replacement filter</b> (optional)  <b>Replacement PurAir WC-seat and            cover</b> With chrome hinges	7622	N0	XX	643,00	708,00	771,00	-		12	20,1
		9219	40	01	41,00					1	0,4
		9219	45	01	51,00					0	0,4
		9953	00	00	95,00					50	4,9
		9961	00	00	19,00					40	0,3
		9219	30	01	31,00					1	0,6
		8823	P1	XX	76,00	80,00	80,00	-		180	3,2

XX = Colour code to be indicated




01 = white alpin 09 = pergamon

Basic colours = manhattan ceramicplus R5, beige ceramicplus R4

Matt colours Colorline = edelweiss ceramicplus S3

\* Ceramic models also available in ceramicplus, colour code and surcharge see flip-out page

# Sanitaryware and Bathroom Furniture Price List No. 8 - 2009

Collection Omnia classic		Article no.		Euro				pcs/ pal.	kg/ pc.
				white (alpin)*	pergamon*	Basic colours	Matt colours		
Ceramic models also available in ceramicplus Registered design									
	<b>Wash-out WC</b> 360 x 545 mm wall-mounted Horizontal outlet	<b>7622</b>	<b>10 XX</b>	302,00	363,00	426,00	547,00	27	16,8
	<b>WC-seat and cover</b> With chrome hinges	<b>8823</b>	<b>61 XX</b>	71,00	75,00	75,00	-	180	3,2
	<b>WC-seat and cover</b> with continuous hinge bolt Hinges connected by a rod, in stainless steel	<b>8824</b>	<b>61 XX</b>	108,00	114,00	114,00	-	180	3,2
	<b>Fastening frame</b> (optional)	<b>9953</b>	<b>00 00</b>	95,00				50	4,9
	<b>Fastening set</b> (optional)	<b>9961</b>	<b>00 00</b>	19,00				40	0,3
	<b>Washdown WC for close-coupled</b> <b>WC-suite</b> 355 x 680 mm wall-mounted Horizontal outlet	<b>6623</b>	<b>10 XX</b>	432,00	519,00	582,00	755,00	16	21,3
	<b>Cistern</b> water inlet from the sides or rear flushing mechanism with DUO water-saving button chrome	<b>7796</b>	<b>11 XX</b>	244,00	263,00	326,00	364,00	48	12,3
	<b>WC-seat and cover</b> With chrome hinges	<b>8823</b>	<b>61 XX</b>	71,00	75,00	75,00	-	180	3,2
	<b>WC-seat and cover</b> with continuous hinge bolt Hinges connected by a rod, in stainless steel	<b>8824</b>	<b>61 XX</b>	108,00	114,00	114,00	-	180	3,2
	<b>Fastening frame</b> (optional)	<b>9953</b>	<b>00 00</b>	95,00				50	4,9
	<b>Fastening set</b> (optional)	<b>9961</b>	<b>00 00</b>	19,00				40	0,3
	<b>Washdown WC</b> floor-standing 355 x 465 mm Vertical outlet	<b>7618</b>	<b>01 XX</b>	222,00	267,00	330,00	419,00	20	18,5
	355 x 465 mm Horizontal outlet	<b>7618</b>	<b>10 XX</b>	166,00	200,00	263,00	329,00	24	13,9
	<b>Cistern</b> water inlet from the sides flushing mechanism with DUO water-saving button chrome incl. connection set	<b>7794</b>	<b>21 XX</b>	260,00	285,00	348,00	396,00	32	12,8
	<b>WC-seat and cover</b> With chrome hinges	<b>8823</b>	<b>61 XX</b>	71,00	75,00	75,00	-	180	3,2
	<b>WC-seat and cover</b> with continuous hinge bolt Hinges connected by a rod, in stainless steel	<b>8824</b>	<b>61 XX</b>	108,00	114,00	114,00	-	180	3,2

XX = Colour code to be indicated



01 = white alpin 09 = pergamon

Basic colours = manhattan ceramicplus R5, beige ceramicplus R4

Matt colours Colorline = edelweiss ceramicplus S3

\* Ceramic models also available in ceramicplus, colour code and surcharge see flip-out page

# Sanitaryware and Bathroom Furniture Price List No. 8 - 2009

Collection Omnia classic		Article no.		Euro				pcs/ pal.	kg/ pc.										
				white (alpin)*	pergamon*	Basic colours	Matt colours												
Ceramic models also available in ceramicplus																			
Registered design																			
	<b>Wash-out WC</b> floor-standing	<b>7619</b>	<b>01</b>	<b>XX</b>	222,00	267,00	330,00	419,00	20	20,0									
	355 x 465 mm Vertical outlet																		
	355 x 465 mm Horizontal outlet	<b>7619</b>	<b>10</b>	<b>XX</b>	166,00	200,00	263,00	329,00	24	16,6									
	<b>Cistern</b> water inlet from the sides flushing mechanism with DUO water-saving button chrome incl. connection set	<b>7794</b>	<b>21</b>	<b>XX</b>	260,00	285,00	348,00	396,00	32	12,8									
	<b>WC-seat and cover</b> With chrome hinges	<b>8823</b>	<b>61</b>	<b>XX</b>	71,00	75,00	75,00	-	180	3,2									
<b>WC-seat and cover</b> with continuous hinge bolt Hinges connected by a rod, in stainless steel	<b>8824</b>	<b>61</b>	<b>XX</b>	108,00	114,00	114,00	-	180	3,2										
						not available in: R4													
	<b>Washdown WC for close-coupled</b> <b>PurAir WC-suite</b> 355 x 700 mm <i>to be discontinued</i> floor-standing Horizontal outlet	<b>7617</b>	<b>N0</b>	<b>XX</b>	819,00	886,00	1.012,00	-	40	36,3									
	<b>Comprising:</b> Washdown WC, pre-fitted WC-seat and cover (chrome hinges), cistern (water inlet from the sides or rear), PurAir-technology in white alpin incl. filter																		
	<b>The package price includes the € 288 surcharge for the PurAir technology.</b>																		
	<b>Also required</b> (not included): Standard battery 4x1.5 V Mono D-Cell Alkaline or power supply unit 9219 45 01 or 9219 40 01																		
	<b>PurAir mains power supply unit</b> Input: 100 - 240 V 50 - 60 Hz Output: 5V / 800mA IP 44 Cable length 4 m (optional)										<b>9219</b>	<b>40</b>	<b>01</b>	41,00				1	0,4
	<b>PurAir concealed power supply unit</b> to fit junction box Input: 100 - 240 V 50 - 60 Hz Output: 5V / 800mA IP 65 Cable length 2 m (optional)										<b>9219</b>	<b>45</b>	<b>01</b>	51,00				0	0,4
	<b>PurAir replacement filter</b> (optional)										<b>9219</b>	<b>60</b>	<b>01</b>	36,00				100	0,6
<b>Replacement PurAir WC-seat and cover</b> With chrome hinges	<b>8823</b>	<b>P1</b>	<b>XX</b>	76,00	80,00	80,00	-	180	3,2										

XX = Colour code to be indicated




01 = white alpin 09 = pergamon

Basic colours = manhattan ceramicplus R5, beige ceramicplus R4

Matt colours Colorline = edelweiss ceramicplus S3

\* Ceramic models also available in ceramicplus, colour code and surcharge see flip-out page

# Sanitaryware and Bathroom Furniture Price List No. 8 - 2009

Collection Omnia classic		Article no.		Euro				pcs/ pal.	kg/ pc.	
				white (alpin)*	pergamon*	Basic colours	Matt colours			
Ceramic models also available in ceramicplus										
Registered design										
	<b>Washdown WC for close-coupled WC-suite</b>									
	floor-standing									
	355 x 700 mm		<b>7617</b>	<b>01</b>	<b>XX</b>	218,00	262,00	325,00	412,00	16 18,0
	Vertical outlet									
	355 x 700 mm		<b>7617</b>	<b>10</b>	<b>XX</b>	216,00	260,00	323,00	409,00	16 18,0
Horizontal outlet										
<b>Cistern</b>										
water inlet from the sides or rear										
flushing mechanism with DUO water-saving button		<b>7796</b>	<b>11</b>	<b>XX</b>	244,00	263,00	326,00	364,00	48 12,3	
chrome										
<b>WC-seat and cover</b>										
With chrome hinges		<b>8823</b>	<b>61</b>	<b>XX</b>	71,00	75,00	75,00	-	180 3,2	
<b>WC-seat and cover</b>										
with continuous hinge bolt		<b>8824</b>	<b>61</b>	<b>XX</b>	108,00	114,00	114,00	-	180 3,2	
Hinges connected by a rod, in stainless steel										
	<b>Washdown WC compact</b>									
	350 x 490 mm		<b>7667</b>	<b>10</b>	<b>XX</b>	180,00	216,00	-	-	27 13,2
	wall-mounted									
	Horizontal outlet									
	with water-saving AQUAREDUCT® system									
	Flush volume 4.5 litres									
<b>WC-seat and cover</b>										
With chrome hinges		<b>8823</b>	<b>61</b>	<b>XX</b>	71,00	75,00	75,00	-	180 3,2	
<b>WC-seat and cover</b>										
with continuous hinge bolt		<b>8824</b>	<b>61</b>	<b>XX</b>	108,00	114,00	114,00	-	180 3,2	
Hinges connected by a rod, in stainless steel										
<b>Fastening frame</b>										
(optional)		<b>9953</b>	<b>00</b>	<b>00</b>	95,00				50 4,9	
<b>Fastening set</b>										
(optional)		<b>9961</b>	<b>00</b>	<b>00</b>	19,00				40 0,3	
	<b>Washdown WC for close-coupled WC-suite compact</b>									
	360 x 610 mm		<b>6669</b>	<b>10</b>	<b>XX</b>	220,00	264,00	-	-	16 27,0
	floor-standing									
	Horizontal outlet									
<b>Cistern compact</b>										
water inlet from the sides or rear		<b>7729</b>	<b>11</b>	<b>XX</b>	195,00	204,00	-	-	42 10,4	
flushing mechanism with DUO water-saving button										
chrome										
<b>WC-seat and cover</b>										
With chrome hinges		<b>8823</b>	<b>61</b>	<b>XX</b>	71,00	75,00	75,00	-	180 3,2	
<b>WC-seat and cover</b>										
with continuous hinge bolt		<b>8824</b>	<b>61</b>	<b>XX</b>	108,00	114,00	114,00	-	180 3,2	
Hinges connected by a rod, in stainless steel										

XX = Colour code to be indicated



01 = white alpin 09 = pergamon

Basic colours = manhattan ceramicplus R5, beige ceramicplus R4

Matt colours Colorline = edelweiss ceramicplus S3

\* Ceramic models also available in ceramicplus, colour code and surcharge see flip-out page

# Sanitaryware and Bathroom Furniture Price List No. 8 - 2009

Collection Omnia classic		Article no.		Euro				pcs/ pal.	kg/ pc.
				white (alpin)*	pergamon*	Basic colours	Matt colours		
Ceramic models also available in ceramicplus									
Registered design									
	<b>Washdown WC vita</b> 360 x 595 mm wall-mounted Horizontal outlet Height: 460 mm	<b>6695</b>	<b>10 XX</b>	464,00	557,00	-	-		18 22,0
	<b>WC-seat and cover</b> With chrome hinges	<b>8823</b>	<b>61 XX</b>	71,00	75,00	75,00	-		180 3,2
	<b>WC-seat and cover</b> with continuous hinge bolt Hinges connected by a rod, in stainless steel	<b>8824</b>	<b>61 XX</b>	108,00	114,00	114,00	-	not available in: R4	180 3,2
	<b>WC-seat and cover</b> With chrome hinges with special buffers to prevent slipping to the sides	<b>8821</b>	<b>61 XX</b>	166,00					150 3,8
	<b>Fastening frame</b> (optional)	<b>9953</b>	<b>00 00</b>	95,00					50 4,9
	<b>Fastening set</b> (optional)	<b>9961</b>	<b>00 00</b>	19,00					40 0,3
	<b>Washdown WC vita</b> 360 x 700 mm wall-mounted Horizontal outlet incl. extended 300 mm long inlet connector Projection: 700 mm	<b>7601</b>	<b>10 XX</b>	475,00	570,00	-	-		16 23,6
	<b>WC-seat and cover</b> With chrome hinges	<b>8823</b>	<b>61 XX</b>	71,00	75,00	75,00	-		180 3,2
	<b>WC-seat and cover</b> with continuous hinge bolt Hinges connected by a rod, in stainless steel	<b>8824</b>	<b>61 XX</b>	108,00	114,00	114,00	-	not available in: R4	180 3,2
	<b>WC-seat and cover</b> With chrome hinges with special buffers to prevent slipping to the sides	<b>8821</b>	<b>61 XX</b>	166,00					150 3,8
	<b>Fastening frame</b> (optional)	<b>9953</b>	<b>00 00</b>	95,00					50 4,9
	<b>Fastening set</b> (optional)	<b>9961</b>	<b>00 00</b>	19,00					40 0,3

XX = Colour code to be indicated

01 = white alpin 09 = pergamon



Basic colours = manhattan ceramicplus R5, beige ceramicplus R4

Matt colours Colorline = edelweiss ceramicplus S3

\* Ceramic models also available in ceramicplus, colour code and surcharge see flip-out page



# Sanitaryware and Bathroom Furniture Price List No. 8 - 2009

Collection Omnia classic		Article no.		Euro				pcs/ pal.	kg/ pc.
				white (alpin)*	pergamon*	Basic colours	Matt colours		
Ceramic models also available in ceramicplus									
Registered design									
	<b>Wash-out WC vita</b> 360 x 705 mm wall-mounted Horizontal outlet incl. extended 300 mm long inlet connector Projection: 710 mm	<b>6692</b>	<b>10 XX</b>	647,00	777,00	-	-	18	24,6
	<b>WC-seat and cover</b> With chrome hinges	<b>8823</b>	<b>61 XX</b>	71,00	75,00	75,00	-	180	3,2
	<b>WC-seat and cover</b> with continuous hinge bolt Hinges connected by a rod, in stainless steel	<b>8824</b>	<b>61 XX</b>	108,00	114,00	not available in: R4		180	3,2
	<b>WC-seat and cover</b> With chrome hinges with special buffers to prevent slipping to the sides	<b>8821</b>	<b>61 XX</b>	166,00				150	3,8
	<b>Fastening frame</b> (optional)	<b>9953</b>	<b>00 00</b>	95,00				50	4,9
	<b>Fastening set</b> (optional)	<b>9961</b>	<b>00 00</b>	19,00				40	0,3
	<b>Washdown WC vita</b> 360 x 480 mm floor-standing Horizontal outlet Height: 460 mm	<b>6683</b>	<b>10 XX</b>	275,00	330,00	-	-	18	18,5
	<b>Cistern</b> water inlet from the sides flushing mechanism with DUO water-saving button chrome incl. connection set	<b>7794</b>	<b>21 XX</b>	260,00	285,00	348,00	396,00	32	12,8
	<b>WC-seat and cover</b> With chrome hinges	<b>8823</b>	<b>61 XX</b>	71,00	75,00	75,00	-	180	3,2
	<b>WC-seat and cover</b> with continuous hinge bolt Hinges connected by a rod, in stainless steel	<b>8824</b>	<b>61 XX</b>	108,00	114,00	not available in: R4		180	3,2
	<b>WC-seat and cover</b> With chrome hinges with special buffers to prevent slipping to the sides	<b>8821</b>	<b>61 XX</b>	166,00				150	3,8

XX = Colour code to be indicated

01 = white alpin 09 = pergamon

Basic colours = manhattan ceramicplus R5, beige ceramicplus R4

Matt colours Colorline = edelweiss ceramicplus S3



\* Ceramic models also available in ceramicplus, colour code and surcharge see flip-out page

# Sanitaryware and Bathroom Furniture Price List No. 8 - 2009

## Collection Omnia classic

Ceramic models also available in ceramicplus

Registered design

	Article no.	Euro				pcs/ pal.	kg/ pc.		
		white (alpin)*	pergamon*	Basic colours	Matt colours				
 <p><b>Wash-out WC vita</b> 360 x 480 mm floor-standing Horizontal outlet Height: 460 mm</p> <p><b>Cistern</b> water inlet from the sides flushing mechanism with DUO water-saving button chrome incl. connection set</p> <p><b>WC-seat and cover</b> With chrome hinges</p> <p><b>WC-seat and cover</b> with continuous hinge bolt Hinges connected by a rod, in stainless steel</p> <p><b>WC-seat and cover</b> With chrome hinges with special buffers to prevent slipping to the sides</p>	<b>6684</b>	<b>10</b>	<b>XX</b>	275,00	330,00	-	-	18	19,8
	<b>7794</b>	<b>21</b>	<b>XX</b>	260,00	285,00	348,00	396,00	32	12,8
	<b>8823</b>	<b>61</b>	<b>XX</b>	71,00	75,00	75,00	-	180	3,2
	<b>8824</b>	<b>61</b>	<b>XX</b>	108,00	114,00	not available in: R4		180	3,2
	<b>8821</b>	<b>61</b>	<b>XX</b>	166,00				150	3,8
 <p><b>Washdown WC for close-coupled</b></p> <p><b>WC-suite vita</b> 360 x 685 mm floor-standing Horizontal outlet Height: 460 mm</p> <p><b>Cistern</b> water inlet from the sides or rear flushing mechanism with DUO water-saving button chrome</p> <p><b>Cistern</b> water inlet from the sides, reversible flushing mechanism with DUO water-saving button chrome</p> <p><b>WC-seat and cover</b> With chrome hinges</p> <p><b>WC-seat and cover</b> with continuous hinge bolt Hinges connected by a rod, in stainless steel</p> <p><b>WC-seat and cover</b> With chrome hinges with special buffers to prevent slipping to the sides</p>	<b>7683</b>	<b>10</b>	<b>XX</b>	275,00	330,00	-	-	12	23,9
	<b>7796</b>	<b>11</b>	<b>XX</b>	244,00	263,00	326,00	364,00	48	12,3
	<b>7D19</b>	<b>21</b>	<b>XX</b>	201,00	212,00	-	-	24	11,4
	<b>8823</b>	<b>61</b>	<b>XX</b>	71,00	75,00	75,00	-	180	3,2
	<b>8824</b>	<b>61</b>	<b>XX</b>	108,00	114,00	not available in: R4		180	3,2
	<b>8821</b>	<b>61</b>	<b>XX</b>	166,00				150	3,8

XX = Colour code to be indicated










01 = white alpin 09 = pergamon

Basic colours = manhattan ceramicplus R5, beige ceramicplus R4

Matt colours Colorline = edelweiss ceramicplus S3

\* Ceramic models also available in ceramicplus, colour code and surcharge see flip-out page

# Sanitaryware and Bathroom Furniture Price List No. 8 - 2009

Collection Omnia classic		Euro							pcs/ pal.	kg/ pc.	
		Article no.	white (alpin)*	pergamon*	Basic colours	Matt colours					
Ceramic models also available in ceramicplus											
Registered design											
  	<b>Siphonic urinal</b> water inlet from above Fastening set included 300 x 530 x 310 mm without cover	<b>7526</b>	<b>00</b>	<b>XX</b>	323,00	388,00	451,00	580,00	20	12,0	
	300 x 530 x 310 mm without cover with target	<b>7526</b>	<b>05</b>	<b>XX</b>	366,00	431,00	494,00	623,00	20	11,5	
	<b>Concealed waste unit</b> (optional)										
	Horizontal outlet Flush volume 0,8 litres		<b>9326</b>	<b>00</b>	<b>00</b>	51,00				150	0,5
	Vertical outlet Flush volume 0,8 litres		<b>9327</b>	<b>00</b>	<b>00</b>	51,00				150	0,5
	<b>Connection pieces</b> Comprising: collar, outlet elbow, drain pipe 150mm long chrome (optional)		<b>9319</b>	<b>00</b>	<b>00</b>	76,00				1	0,5
	<b>Pipe connector</b> (optional)		<b>9932</b>	<b>00</b>	<b>00</b>	14,00				150	0,5
	  	<b>Siphonic urinal</b> concealed water inlet Fastening set included 300 x 530 x 310 mm without cover	<b>7527</b>	<b>00</b>	<b>XX</b>	323,00	388,00	451,00	580,00	20	12,5
		300 x 530 x 310 mm without cover with target	<b>7527</b>	<b>05</b>	<b>XX</b>	366,00	431,00	494,00	623,00	20	12,5
		<b>Concealed waste unit</b> (optional)									
Horizontal outlet Flush volume 0,8 litres			<b>9326</b>	<b>00</b>	<b>00</b>	51,00				150	0,5
Vertical outlet Flush volume 0,8 litres			<b>9327</b>	<b>00</b>	<b>00</b>	51,00				150	0,5
<b>Connection pieces</b> Comprising: collar, outlet elbow, drain pipe 150mm long chrome (optional)			<b>9319</b>	<b>00</b>	<b>00</b>	76,00				1	0,5
<b>Water-inlet connector</b> (optional)			<b>9933</b>	<b>00</b>	<b>00</b>	28,00				150	0,5
		<b>Siphonic urinal with U.S.E.</b> concealed water inlet with Urinal Sensor Electronic urinal control incl. 6V lithium battery 2 CR5, concealed siphon with horizontal outlet, inlet connector, Fastening set included									
		300 x 530 x 310 mm without cover	<b>7527</b>	<b>E0</b>	<b>XX</b>	1.061,00	1.126,00	1.189,00	1.318,00	20	12,5
		300 x 530 x 310 mm without cover with target	<b>7527</b>	<b>E5</b>	<b>XX</b>	1.104,00	1.169,00	1.232,00	1.361,00	20	12,5

XX = Colour code to be indicated








01 = white alpin 09 = pergamon

Basic colours = manhattan ceramicplus R5, beige ceramicplus R4

Matt colours Colorline = edelweiss ceramicplus S3

\* Ceramic models also available in ceramicplus, colour code and surcharge see flip-out page

# Sanitaryware and Bathroom Furniture Price List No. 8 - 2009

Collection Omnia classic		Euro							pcs/ pal.	kg/ pc.	
		Article no.			white (alpin)*	pergamon*	Basic colours	Matt colours			
Ceramic models also available in ceramicplus											
Registered design											
  	<b>Siphonic urinal compact</b>										
	concealed water inlet Fastening set included 290 x 495 x 245 mm without cover		<b>7557 00 XX</b>	288,00	346,00	-	-			20	11,8
	290 x 495 x 245 mm without cover with target		<b>7557 05 XX</b>	331,00	389,00	-	-			20	11,8
	290 x 495 x 245 mm for cover		<b>7557 01 XX</b>	311,00	374,00	-	-			20	11,0
	290 x 495 x 245 mm for cover with target		<b>7557 06 XX</b>	354,00	417,00	-	-			20	11,4
	<b>Cover</b> With chrome hinges		<b>8847 61 XX</b>	137,00	144,00	-	-			80	2,0
	<b>Concealed waste unit</b> (optional)										
	Horizontal outlet Flush volume 0,8 litres		 <b>9326 00 00</b>	51,00						150	0,5
	Vertical outlet Flush volume 0,8 litres		 <b>9327 00 00</b>	51,00						150	0,5
	<b>Connection pieces</b> Comprising: collar, outlet elbow, drain pipe 150mm long chrome (optional)		<b>9319 00 00</b>	76,00						1	0,5
<b>Water-inlet connector</b> (optional)		<b>9933 00 00</b>	28,00						150	0,5	
	<b>Corner shower tray</b> 900 mm side length, 35 mm Depth valve Ø 90 mm extra flat suitable for surface-mounted or flush-fit installation		<b>6209 90 XX</b>	405,00	486,00	549,00	711,00			15	31,2
	<b>Pop up waste</b> 90 mm Ø (optional) chrome		<b>8200 00 61</b>	70,00						1	0,8
	<b>Shower tray</b> 800 x 800 mm, 30 mm Depth valve Ø 90 mm extra flat suitable for surface-mounted or flush-fit installation		<b>6215 80 XX</b>	330,00	396,00	459,00	591,00			15	27,7
	<b>Pop up waste</b> 90 mm Ø (optional) chrome		<b>8200 00 61</b>	70,00						1	0,8

XX = Colour code to be indicated




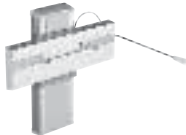


01 = white alpin 09 = pergamon

Basic colours = manhattan ceramicplus R5, beige ceramicplus R4

Matt colours Colorline = edelweiss ceramicplus S3

\* Ceramic models also available in ceramicplus, colour code and surcharge see flip-out page

# Sanitaryware and Bathroom Furniture Price List No. 8 - 2009

Collection Omnia classic		Article no.		Euro				pcs/ pal.	kg/ pc.	
				white (alpin)*	pergamon*	Basic colours	Matt colours			
Ceramic models also available in ceramicplus										
Registered design										
	<b>Corner shower tray vita</b> 900 mm side length, <i>to be discontinued</i> 35 mm Depth valve Ø 90 mm Slip-resistant - category A suitable for surface-mounted or flush-fit installation  <b>Pop up waste</b> 90 mm Ø (optional) chrome	<b>6209</b>	<b>91</b>	<b>XX</b>	526,00	632,00	-	905,00	15	31,9
	<b>Shower tray vita</b> valve Ø 90 mm, extra flat Slip-resistant - category A for flush-fit installation 1000 x 1000 mm  900 x 900 mm	<b>6031</b>	<b>A1</b>	<b>XX</b>	553,00	664,00	-	-	11	39,1
		<b>6031</b>	<b>A9</b>	<b>XX</b>	504,00	605,00	-	-	11	31,2
	<b>Shower tray vita</b> 800 x 800 mm, <i>to be discontinued</i> 30 mm Depth valve Ø 90 mm extra flat Slip-resistant - category A suitable for surface-mounted or flush-fit installation  <b>Pop up waste</b> 90 mm Ø (optional) chrome	<b>6215</b>	<b>81</b>	<b>XX</b>	429,00	515,00	-	750,00	15	27,8
	<b>Washbasin Lifter</b> 582 mm Washbasin ist attached to a support with adjustable bolts. Manual adjustment by means of built-in gas cylinder with handle on sides Height adjustment 300 mm  <b>Flexible waste and overflow system</b> (optional)	<b>8724</b>	<b>00</b>	<b>00</b>	1.563,00				100	5,0
		<b>8724</b>	<b>50</b>	<b>00</b>	151,00				100	0,5
	<b>Washbasin Lifter</b> 422 mm Washbasin is attached to a support with adjustable bolts. Manual adjustment with key by means of adjusting support Height adjustment 250 mm  <b>Flexible waste and overflow system</b> (optional)	<b>8725</b>	<b>00</b>	<b>00</b>	474,00				100	3,0
		<b>8724</b>	<b>50</b>	<b>00</b>	151,00				100	0,5
	<b>Folding support</b> For fixed installation Spring loaded for folding away, with special locking device. Armpads made of soft, tough plastic  <b>Toilet roll holder</b> (optional)	<b>8718</b>	<b>00</b>	<b>01</b>	461,00				100	4,8
		<b>8718</b>	<b>50</b>	<b>00</b>	59,00				100	2,0

XX = Colour code to be indicated





01 = white alpin 09 = pergamon

Basic colours = manhattan ceramicplus R5, beige ceramicplus R4

Matt colours Colorline = edelweiss ceramicplus S3

\* Ceramic models also available in ceramicplus, colour code and surcharge see flip-out page

## Sanitaryware and Bathroom Furniture Price List No. 8 - 2009

Collection Omnia classic		Article no.		Euro				pcs/ pal.	kg/ pc.
				white (alpin)*	pergamon*	Basic colours	Matt colours		
Ceramic models also available in ceramicplus Registered design									
	<b>Folding support</b> 422 mm Adjustable. Spring-loaded for folding away with special locking device. Armpads made of soft, tough plastic Height adjustment 250 mm	<b>8719</b>	<b>00 01</b>	648,00				100	6,5
	<b>Toilet roll holder</b> (optional)	<b>8718</b>	<b>50 00</b>	59,00				100	2,0
	<b>Shower chair</b> 622 mm Folding Individual height-adjustment of shower seat and backrest with armrests. Soft cushioned plastic seat 440 x 410 mm. Armpads made of soft, tough plastic Height adjustment 340 mm	<b>8721</b>	<b>00 01</b>	1.999,00				100	21,0
	<b>Folding seat</b> Fixed. Sturdy aluminium fastening element with concealed fastenings. Coloured Duroplast seat	<b>8722</b>	<b>10 01</b>	364,00				40	5,0
	<b>Folding seat</b> 422 mm Adjustable. Sturdy aluminium fastening element. Coloured Duroplast seat Height adjustment 250 mm	<b>8723</b>	<b>10 01</b>	579,00				40	5,0

XX = Colour code to be indicated

























01 = white alpin 09 = pergamon

Basic colours = manhattan ceramicplus R5, beige ceramicplus R4

Matt colours Colorline = edelweiss ceramicplus S3

\* Ceramic models also available in ceramicplus, colour code and surcharge see flip-out page

# Sanitaryware and Bathroom Furniture Price List No. 8 - 2009

Collection Omnia pro		Article no.		Euro						pcs/ pal.	kg/ pc.
				white (alpin)*	pergamon*		Matt colours				
Ceramic models also available in ceramicplus Registered design											
	<b>Double vanity washbasin</b> 1250 x 485 mm  <i>to be discontinued</i>	<b>6120</b>	<b>12 XX</b>	584,00	701,00		-			9	34,3
	<b>Vanity washbasin</b> 1250 x 485 mm  <i>to be discontinued</i>	<b>6125</b>	<b>12 XX</b>	457,00	549,00		-			9	27,0
	1100 x 485 mm  <i>to be discontinued</i>	<b>6125</b>	<b>11 XX</b>	448,00	538,00		-			9	30,6
	950 x 485 mm 	<b>6125</b>	<b>95 XX</b>	380,00	456,00		-			9	23,8
	<b>Vanity washbasin</b> 750 x 485 mm 	<b>6125</b>	<b>75 XX</b>	313,00	376,00		-			10	21,5
	650 x 485 mm 	<b>6125</b>	<b>65 XX</b>	286,00	344,00		-			18	19,0
	<b>Washbasin</b> 650 x 520 mm 	<b>6159</b>	<b>65 XX</b>	122,00	147,00		-			21	20,1
	650 x 520 mm* 	<b>6159</b>	<b>66 XX</b>	122,00	147,00		-			21	20,1
	650 x 520 mm 	<b>6159</b>	<b>67 XX</b>	154,00	179,00		-			21	20,1
	650 x 520 mm* 	<b>6159</b>	<b>68 XX</b>	154,00	179,00		-			21	20,1
	*Please note: unclosable outlet valve must be used with models without overflow										
	<b>Pedestal</b>	<b>7248</b>	<b>00 XX</b>	99,00	119,00		-			48	8,0
	<b>Trap cover</b>	<b>7249</b>	<b>00 XX</b>	99,00	119,00		-			56	8,1
	<b>Washbasin</b> 600 x 500 mm 	<b>6159</b>	<b>60 XX</b>	98,00	118,00		-			24	16,4
	600 x 500 mm* 	<b>6159</b>	<b>61 XX</b>	98,00	118,00		-			24	16,4
	600 x 500 mm 	<b>6159</b>	<b>62 XX</b>	130,00	150,00		-			24	16,4
	600 x 500 mm* 	<b>6159</b>	<b>63 XX</b>	130,00	150,00		-			24	16,4
	*Please note: unclosable outlet valve must be used with models without overflow										
	<b>Pedestal</b>	<b>7248</b>	<b>00 XX</b>	99,00	119,00		-			48	8,0
	<b>Trap cover</b>	<b>7249</b>	<b>00 XX</b>	99,00	119,00		-			56	8,1
	<b>Washbasin</b> 550 x 450 mm 	<b>6159</b>	<b>55 XX</b>	98,00	118,00		-			24	14,8
	550 x 450 mm* 	<b>6159</b>	<b>56 XX</b>	98,00	118,00		-			24	14,8
	550 x 450 mm 	<b>6159</b>	<b>57 XX</b>	130,00	150,00		-			24	14,8
	550 x 450 mm* 	<b>6159</b>	<b>58 XX</b>	130,00	150,00		-			24	14,8
	*Please note: unclosable outlet valve must be used with models without overflow										
	<b>Pedestal</b>	<b>7248</b>	<b>00 XX</b>	99,00	119,00		-			48	8,0
	<b>Trap cover</b>	<b>7249</b>	<b>00 XX</b>	99,00	119,00		-			56	8,1












XX = Colour code to be indicated

01 = white alpin 09 = pergamon

Matt colours Colorline = edelweiss ceramicplus S3

\* Ceramic models also available in ceramicplus, colour code and surcharge see flip-out page

# Sanitaryware and Bathroom Furniture Price List No. 8 - 2009

Collection Omnia pro		Article no.		Euro						pcs/ pal.	kg/ pc.
				white (alpin)*	pergamon*		Matt colours				
Ceramic models also available in ceramicplus Registered design											
	<b>Handwashbasin</b>										
	450 x 350 mm  	<b>7359</b>	<b>45</b>	<b>XX</b>	79,00	95,00		-			48 10,0
	450 x 350 mm*  	<b>7359</b>	<b>46</b>	<b>XX</b>	79,00	95,00		-			53 10,0
	450 x 350 mm  	<b>7359</b>	<b>47</b>	<b>XX</b>	111,00	127,00		-			53 10,0
	450 x 350 mm*  	<b>7359</b>	<b>48</b>	<b>XX</b>	111,00	127,00		-			53 10,0
*Please note: unclosable outlet valve must be used with models without overflow											
	<b>Washdown WC, cascade system</b>										
	360 x 530 mm wall-mounted Horizontal outlet	<b>7615</b>	<b>10</b>	<b>XX</b>	202,00	243,00		-			27 15,7
	<b>WC-seat and cover</b> With chrome hinges	<b>8823</b>	<b>61</b>	<b>XX</b>	71,00	75,00		-			180 3,2
	<b>WC-seat and cover</b> with continuous hinge bolt Hinges connected by a rod, in stainless steel	<b>8824</b>	<b>61</b>	<b>XX</b>	108,00	114,00		-			180 3,2
	<b>Fastening frame</b> (optional)	<b>9953</b>	<b>00</b>	<b>00</b>	95,00						50 4,9
	<b>Fastening set</b> (optional)	<b>9961</b>	<b>00</b>	<b>00</b>	19,00						40 0,3
	<b>Washdown WC</b>										
	360 x 550 mm without holes for WC-seat and cover wall-mounted Horizontal outlet with ceramic seat rim	<b>7677</b>	<b>10</b>	<b>XX</b>	260,00	312,00		-			24 15,9
	<b>Fastening frame</b> (optional)	<b>9953</b>	<b>00</b>	<b>00</b>	95,00						50 4,9
	<b>Fastening set</b> (optional)	<b>9961</b>	<b>00</b>	<b>00</b>	19,00						40 0,3

XX = Colour code to be indicated  
01 = white alpin 09 = pergamon  
Matt colours Colorline = edelweiss ceramicplus S3

\* Ceramic models also available in ceramicplus, colour code and surcharge see flip-out page




# Sanitaryware and Bathroom Furniture Price List No. 8 - 2009

## Collection Omnia pro

Ceramic models also available in ceramicplus

Registered design

	Article no.	Euro						pcs/ pal.	kg/ pc.
		white (alpin)*	pergamon*		Matt colours				
 <p><b>Washdown WC for close-coupled PurAir WC-suite</b> floor-standing</p> <p><b>Comprising:</b> Washdown WC, pre-fitted WC-seat and cover (chrome hinges), cistern (water inlet from the sides), PurAir-technology in white alpin incl. filter</p> <p><b>The package price includes the € 288 surcharge for the PurAir technology.</b></p> <p><b>Also required</b> (not included): Standard battery 4x1.5 V Mono D-Cell Alkaline or power supply unit 9219 45 01 or 9219 40 01 355 x 710 mm <i>to be discontinued</i></p> <p>Vertical outlet</p> <p>355 x 710 mm</p> <p>Horizontal outlet</p> <p><b>PurAir mains power supply unit</b> Input: 100 - 240 V 50 - 60 Hz Output: 5V / 800mA IP 44 Cable length 4 m (optional)</p> <p><b>PurAir concealed power supply unit</b> to fit junction box Input: 100 - 240 V 50 - 60 Hz Output: 5V / 800mA IP 65 Cable length 2 m (optional)</p> <p><b>PurAir replacement filter</b> (optional)</p> <p><b>Replacement PurAir WC-seat and cover</b> With chrome hinges</p>	<b>6C59 N1 XX</b>	824,00	892,00			-	4	38,5	
	<b>6C59 N0 XX</b>	802,00	866,00			-	9	38,1	
	<b>9219 40 01</b>	41,00					1	0,4	
	<b>9219 45 01</b>	51,00					0	0,4	
	<b>9219 60 01</b>	36,00					100	0,6	
	<b>8823 P1 XX</b>	76,00	80,00			-	180	3,2	





XX = Colour code to be indicated

01 = white alpin 09 = pergamon

Matt colours Colorline = edelweiss ceramicplus S3

\* Ceramic models also available in ceramicplus, colour code and surcharge see flip-out page




# Sanitaryware and Bathroom Furniture Price List No. 8 - 2009

Collection Omnia pro		Article no.		Euro						pcs/ pal.	kg/ pc.
				white (alpin)*	pergamon*		Matt colours				
Ceramic models also available in ceramicplus Registered design											
	<b>Washdown WC for close-coupled WC-suite</b> floor-standing										
	355 x 710 mm Vertical outlet	<b>6C59</b>	<b>01 XX</b>	264,00	317,00		-			12	26,1
	355 x 710 mm Horizontal outlet	<b>6C59</b>	<b>10 XX</b>	242,00	291,00		-			12	25,2
	<b>Cistern</b> water inlet from the sides, reversible flushing mechanism with DUO water-saving button chrome	<b>7D19</b>	<b>21 XX</b>	201,00	212,00		-			24	11,4
	<b>WC-seat and cover</b> With chrome hinges	<b>8823</b>	<b>61 XX</b>	71,00	75,00		-			180	3,2
<b>WC-seat and cover</b> with continuous hinge bolt Hinges connected by a rod, in stainless steel	<b>8824</b>	<b>61 XX</b>	108,00	114,00		-			180	3,2	
	<b>Squatting WC</b> 500 x 610 mm for flush-fit installation	<b>7662</b>	<b>00 XX</b>	179,00	215,00		-			15	17,1
	<b>Siphon</b> Made of plastic, vertical outlet	<b>9448</b>	<b>00 00</b>	91,00						1	0,5
	Made of plastic, horizontal outlet	<b>9449</b>	<b>00 00</b>	91,00						1	0,5
	<b>Child's washdown WC</b> 330 x 540 mm wall-mounted Horizontal outlet Height: 350 mm	<b>7602</b>	<b>10 XX</b>	320,00	-		-			27	15,8
	<b>WC-seat and cover</b> With chrome hinges	<b>8820</b>	<b>61 XX</b>	117,00						150	2,6
	<b>Fastening frame</b> (optional)	<b>9953</b>	<b>00 00</b>	95,00						50	4,9
	<b>Fastening set</b> (optional)	<b>9961</b>	<b>00 00</b>	19,00						40	0,3
	<b>Child's washdown WC</b> 315 x 510 mm without holes for WC-seat and cover floor-standing External vertical outlet Seat height: 300 mm with ceramic seat rim	<b>7646</b>	<b>03 XX</b>	216,00	260,00		-			30	13,0
	<b>Cistern</b> water inlet from the sides flushing mechanism with DUO water-saving button chrome incl. connection set	<b>7794</b>	<b>21 XX</b>	260,00	285,00		396,00			32	12,8

XX = Colour code to be indicated  
01 = white alpin 09 = pergamon  
Matt colours Colorline = edelweiss ceramicplus S3

\* Ceramic models also available in ceramicplus, colour code and surcharge see flip-out page









# Sanitaryware and Bathroom Furniture Price List No. 8 - 2009

Collection Omnia pro		Article no.		Euro						pcs/ pal.	kg/ pc.
				white (alpin)*	pergamon*		Matt colours				
 <p><b>Siphonic urinal</b> inlet from above, concealed outlet</p> <p>360 x 590 x 360 mm without cover</p> <p>360 x 590 x 360 mm without cover with target</p> <p><b>Pipe connector</b> (optional)</p> <p><b>Fastening set</b> (optional)</p> <p><b>Inset strainer</b> (optional)</p> <p><b>Connection pieces</b> (optional)</p>											
	7502	00	XX	342,00	411,00		-			20	17,5
	7502	05	XX	385,00	454,00		-			20	17,2
	9932	00	00	14,00						150	0,5
	9961	00	00	19,00						40	0,3
	9978	00	00	20,00						144	0,1
 <p><b>Siphonic urinal</b> concealed inlet and outlet</p> <p>360 x 610 x 350 mm without cover</p> <p>360 x 610 x 350 mm without cover with target</p> <p><b>Water-inlet connector</b> (optional)</p> <p><b>Fastening set</b> (optional)</p> <p><b>Inset strainer</b> (optional)</p> <p><b>Connection pieces</b> (optional)</p>											
	7503	00	XX	342,00	411,00		-			20	18,0
	7503	05	XX	385,00	454,00		-			20	17,1
	9933	00	00	28,00						150	0,5
	9961	00	00	19,00						40	0,3
	9978	00	00	20,00						144	0,1
 <p><b>Siphonic urinal</b> inlet from above, outlet below</p> <p>360 x 590 x 350 mm without cover</p> <p>360 x 590 x 350 mm without cover with target</p> <p><b>Pipe connector</b> (optional)</p> <p><b>Fastening set</b> (optional)</p> <p><b>Inset strainer</b> (optional)</p>											
	7504	00	XX	335,00	402,00		-			20	16,3
	7504	05	XX	378,00	445,00		-			20	17,0
	9932	00	00	14,00						150	0,5
	9961	00	00	19,00						40	0,3
	9978	00	00	20,00						144	0,1

XX = Colour code to be indicated  
 01 = white alpin 09 = pergamon  
 Matt colours Colorline = edelweiss ceramicplus S3

\* Ceramic models also available in ceramicplus, colour code and surcharge see flip-out page









# Sanitaryware and Bathroom Furniture Price List No. 8 - 2009

Collection Omnia pro		Article no.		Euro				pcs/ pal.	kg/ pc.		
				white (alpin)*	pergamon*		Matt colours				
Ceramic models also available in ceramicplus											
Registered design											
  	<b>Siphonic urinal</b> concealed water inlet										
	285 x 515 x 310 mm without cover	<b>7507</b>	<b>00</b>	<b>XX</b>	254,00	305,00	-		24	12,9	
	285 x 515 x 310 mm without cover with target	<b>7507</b>	<b>05</b>	<b>XX</b>	297,00	348,00	-		24	12,9	
	<b>Concealed waste unit</b> (optional)										
	Horizontal outlet Flush volume 0,8 litres		<b>9326</b>	<b>00</b>	<b>00</b>	51,00				150	0,5
	Vertical outlet Flush volume 0,8 litres		<b>9327</b>	<b>00</b>	<b>00</b>	51,00				150	0,5
	<b>Connection pieces</b> Comprising: collar, outlet elbow, drain pipe 150mm long chrome (optional)		<b>9319</b>	<b>00</b>	<b>00</b>	76,00				1	0,5
	<b>Water-inlet connector</b> (optional)		<b>9933</b>	<b>00</b>	<b>00</b>	28,00				150	0,5
	<b>Fastening set</b> (optional)		<b>9970</b>	<b>00</b>	<b>00</b>	17,00				144	0,3
	  	<b>Siphonic urinal</b> water inlet from above									
290 x 520 x 320 mm without cover		<b>7508</b>	<b>00</b>	<b>XX</b>	254,00	305,00	-		24	13,8	
290 x 520 x 320 mm without cover with target		<b>7508</b>	<b>05</b>	<b>XX</b>	297,00	348,00	-		24	13,1	
<b>Concealed waste unit</b> (optional)											
Horizontal outlet Flush volume 0,8 litres			<b>9326</b>	<b>00</b>	<b>00</b>	51,00				150	0,5
Vertical outlet Flush volume 0,8 litres			<b>9327</b>	<b>00</b>	<b>00</b>	51,00				150	0,5
<b>Connection pieces</b> Comprising: collar, outlet elbow, drain pipe 150mm long chrome (optional)			<b>9319</b>	<b>00</b>	<b>00</b>	76,00				1	0,5
<b>Pipe connector</b> (optional)			<b>9932</b>	<b>00</b>	<b>00</b>	14,00				150	0,5
<b>Fastening set</b> (optional)			<b>9970</b>	<b>00</b>	<b>00</b>	17,00				144	0,3

XX = Colour code to be indicated  
 01 = white alpin 09 = pergamon  
 Matt colours Colorline = edelweiss ceramicplus S3

\* Ceramic models also available in ceramicplus, colour code and surcharge see flip-out page


















# Sanitaryware and Bathroom Furniture Price List No. 8 - 2009

Collection Omnia pro		Article no.		Euro						pcs/ pal.	kg/ pc.
				white (alpin)*	pergamon*		Matt colours				
Ceramic models also available in ceramicplus Registered design											
	<b>Urinal partition wall</b> Fastening set included	<b>6800</b>	<b>00 XX</b>	207,00	249,00		395,00			18	16,5
	<b>Corner shower tray</b> valve Ø 90 mm surface-mounted 900 mm side length, 70 mm Depth 800 mm side length, 70 mm Depth	<b>6030</b>	<b>A9 XX</b>	294,00	353,00		-			11	40,2
		<b>6030</b>	<b>A8 XX</b>	271,00	326,00		-			11	32,7
	<b>Shower tray</b> valve Ø 90 mm surface-mounted 800 x 170 x 800 mm, 50 mm Depth 700 x 170 x 700 mm, 50 mm Depth	<b>6026</b>	<b>A8 XX</b>	330,00	396,00		-			6	39,5
		<b>6026</b>	<b>A7 XX</b>	256,00	308,00		-			6	32,1
	<b>Shower tray</b> valve Ø 90 mm surface-mounted 900 x 100 x 900 mm, 80 mm Depth 800 x 100 x 800 mm, 80 mm Depth 700 x 100 x 700 mm, 80 mm Depth	<b>6028</b>	<b>A9 XX</b>	196,00	236,00		-			11	39,5
		<b>6028</b>	<b>A8 XX</b>	169,00	203,00		-			11	35,6
		<b>6028</b>	<b>A7 XX</b>	149,00	179,00		-			11	27,8
	<b>Shower tray</b> 800 x 100 x 800 mm, <i>to be discontinued</i> 80 mm Depth valve Ø 65 mm surface-mounted	<b>6028</b>	<b>80 XX</b>	169,00	203,00		-			11	35,1
	<b>Shower tray</b> valve Ø 90 mm surface-mounted 1200 x 100 x 800 mm, 80 mm Depth 1000 x 100 x 800 mm, 80 mm Depth 900 x 100 x 750 mm, 80 mm Depth	<b>6029</b>	<b>A2 XX</b>	348,00	418,00		-			11	49,3
		<b>6029</b>	<b>A1 XX</b>	256,00	308,00		-			11	42,1
		<b>6029</b>	<b>A9 XX</b>	211,00	254,00		-			11	35,0
	<b>Shower tray</b> valve Ø 90 mm suitable for flush-fit installation (without apron) 900 x 100 x 900 mm, 80 mm Depth 800 x 100 x 800 mm, 80 mm Depth 700 x 100 x 700 mm, 80 mm Depth	<b>6027</b>	<b>A9 XX</b>	232,00	279,00		-			11	37,6
		<b>6027</b>	<b>A8 XX</b>	221,00	266,00		-			11	28,1
		<b>6027</b>	<b>A7 XX</b>	195,00	234,00		-			11	22,1
	<b>Shower tray</b> 800 x 100 x 800 mm, <i>to be discontinued</i> 80 mm Depth valve Ø 65 mm suitable for flush-fit installation (without apron)	<b>6027</b>	<b>80 XX</b>	221,00	266,00		-			11	27,9

XX = Colour code to be indicated  
01 = white alpin 09 = pergamon  
Matt colours Colorline = edelweiss ceramicplus S3

\* Ceramic models also available in ceramicplus, colour code and surcharge see flip-out page













## Sanitaryware and Bathroom Furniture Price List No. 8 - 2009

Collection Omnia pro		Article no.		Euro						pcs/ pal.	kg/ pc.
				white (alpin)*	pergamon*		Matt colours				
Ceramic models also available in ceramicplus Registered design											
	<b>Washing trough</b> 1000 x 200 x 415 mm	6820	00 XX	442,00	-		-			14	28,8
	<b>Seam cover</b> long or short	6821	00 XX	88,00	-		-			14	2,5
	<b>Seam cover</b>	6822	00 XX	52,00	-		-			14	1,0
	<b>Rear panel</b>	6823	00 XX	149,00	-		-			14	9,2
	<b>Laundry sink</b> 860 x 355 x 605 mm pre-punched tap hole on right side overflow on left	6922	10 XX	1.013,00	1.216,00		-			12	42,7
	<b>Overflow set</b> Made of plastic (also required)	9426	10 61	24,00						1	0,3
	<b>Service sink</b> 450 x 400 x 350 mm  without front edge cover	6912	00 XX	306,00	368,00		-			20	14,7
	450 x 400 x 350 mm  with plastic front edge cover	6912	01 XX	331,00	398,00		-			20	16,5
	<b>Folding grid</b> Fastening set included (optional)	9683	00 00	89,00						50	1,5
	<b>Double-bowl sink</b> 795 x 220 x 500 mm  895 x 220 x 550 mm 	6331	00 XX	441,00	530,00		-			10	35,9
		6332	00 XX	645,00	774,00		-			10	40,6
	<b>Overflow set</b> Made of plastic (also required) chrome	9429	00 61	38,00						1	0,6
	<b>Sink</b> 495 x 170 x 400 mm  595 x 200 x 500 mm  695 x 200 x 500 mm 	6321	00 XX	179,00	215,00		-			24	16,3
		6322	00 XX	232,00	279,00		-			16	25,2
		6327	00 XX	382,00	459,00		-			12	27,2
	<b>Overflow set</b> Made of plastic (also required)	9428	10 61	32,00						1	0,3
	<b>Sink</b> 495 x 170 x 400 mm  595 x 200 x 500 mm 	6321	10 XX	187,00	225,00		-			24	16,1
		6322	10 XX	240,00	288,00		-			12	38,0
	<b>Universal sink</b> 610 x 200 x 450 mm  with draining board on left and sponge shelf	6343	00 XX	420,00	504,00		-			15	21,5
	<b>Vanity unit</b> 570 x 600 mm 2 doors	9679	00 00	359,00						50	20,0

XX = Colour code to be indicated  
01 = white alpin 09 = pergamon  
Matt colours Colorline = edelweiss ceramicplus S3

\* Ceramic models also available in ceramicplus, colour code and surcharge see flip-out page

# Sanitaryware and Bathroom Furniture Price List No. 8 - 2009

Surface-mounted washbasins		Article no.		Euro							pcs/ pal.	kg/ pc.
				white (alpin)*	pergamon*	star white Basic colours	Matt colours Colorline	Décor U7	Décor MD			
Ceramic models also available in <b>ceramicplus</b> Registered design												
	<b>Aveo</b> <b>Surface-mounted washbasin</b> 650 x 475 mm  for wall-mounted washbasin mixers or tall pillar tap fittings without tap hole area incl. extended ball rod for pop-up waste Incl. template Fastening set included Furniture programme Aveo to match	<b>7184</b>	<b>00</b>	<b>XX</b>	629,00	-	629,00	-	-	-	15	16,9
<i>incl. ceramicplus</i>												
	<b>Fontana</b> <b>Surface-mounted washbasin</b> 750 x 520 mm    Outside surface glazed Fastening set included Furniture programmes Viva Classic and Viva Elegance to match	<b>6190</b>	<b>75</b>	<b>XX</b>	639,00	-	-	-	-	-	8	16,6
	<b>NewWave</b> <b>Surface-mounted washbasin</b> Outside surface glazed Incl. template, Fastening set included Furniture programme Loop to match  600 x 455 mm  for wall-mounted washbasin mixers or tall pillar tap fittings without tap hole area  600 x 455 mm*  for wall-mounted washbasin mixers or tall pillar tap fittings without tap hole area  *Please note: unclosable outlet valve must be used with models without overflow  <b>Unclosable outlet valve</b> (optional) chrome	<b>5190</b>	<b>60</b>	<b>XX</b>	466,00	560,00	623,00	-	-	-	15	17,4
		<b>5190</b>	<b>61</b>	<b>XX</b>	497,00	591,00	654,00	-	-	-	15	18,0
		<b>8798</b>	<b>50</b>	<b>61</b>	50,00						150	0,5
	<b>Loop &amp; Friends</b> <b>Surface-mounted washbasin</b> Outside surface glazed Furniture programme Loop, Central Line and Shape to match  430 mm Diameter  Incl. template incl. extended ball rod for pop-up waste Fastening set included for wall-mounted washbasin mixers or tall pillar tap fittings without tap hole area  380 mm Diameter  Incl. template Fastening set included for wall-mounted washbasin mixers or tall pillar tap fittings without tap hole area	<b>7180</b>	<b>43</b>	<b>XX</b>	348,00	418,00	481,00	620,00	-	-	21	8,6
		<b>7180</b>	<b>38</b>	<b>XX</b>	339,00	407,00	470,00	606,00	-	-	36	7,1

XX = Colour code to be indicated

01 = white alpin 09 = pergamon R2 = star white ceramicplus










Matt colours Colorline = star white ShinySun ceramicplus T4, star white ShinySky ceramicplus T5, star white ShinySpring ceramicplus T6, star white ShinyIce ceramicplus T7, star white ShinyPearl ceramicplus T8, star white ShinySpace ceramicplus T9, glossy black ceramicplus S0, edelweiss ceramicplus S3, grey stone ceramicplus U9

Décor = white alpin New Glory ceramicplus U7

Décor = white alpin New Glory PLATINUM ceramicplus MD

\* Ceramic models also available in ceramicplus, colour code and surcharge see flip-out page

# Sanitaryware and Bathroom Furniture Price List No. 8 - 2009

Surface-mounted washbasins		Euro									
		Article no.	white (alpin)*	pergamon*	star white Basic colours	Matt colours Colorline	Décor U7	Décor MD	pcs/pal.	kg/pc.	
Ceramic models also available in ceramicplus Registered design											
	<b>Loop &amp; Friends Surface-mounted washbasin</b> Outside surface glazed Incl. template, Fastening set included Furniture programme Loop, Central Line and Shape to match										
	430 mm Diameter*  for wall-mounted washbasin mixers or tall pillar tap fittings without tap hole area	7181	43	XX	379,00	449,00	512,00	651,00	-	-	21 9,1
	380 mm Diameter*  for wall-mounted washbasin mixers or tall pillar tap fittings without tap hole area	7181	38	XX	370,00	438,00	501,00	637,00	-	-	36 7,2
*Please note: unclosable outlet valve must be used with models without overflow											
	<b>Unclosable outlet valve</b> (optional) chrome	8798	50	61	50,00						150 0,5
not available in: S0, S3, U9											
	<b>Loop &amp; Friends Surface-mounted washbasin</b> Outside surface glazed Incl. template, Fastening set included Furniture programme Loop, Central Line and Shape to match										
	430 x 430 mm  for wall-mounted washbasin mixers or tall pillar tap fittings without tap hole area	7187	10	XX	362,00	435,00	498,00	643,00	-	-	36 12,4
	380 x 380 mm  for wall-mounted washbasin mixers or tall pillar tap fittings without tap hole area	7187	00	XX	351,00	422,00	485,00	625,00	-	-	36 10,8
not available in: S0, S3, U9											
	<b>Loop &amp; Friends Surface-mounted washbasin</b> Outside surface glazed Incl. template, Fastening set included Furniture programme Loop, Central Line and Shape to match										
	430 x 430 mm*  for wall-mounted washbasin mixers or tall pillar tap fittings without tap hole area	7187	11	XX	393,00	466,00	529,00	674,00	-	-	36 12,4
	380 x 380 mm*  for wall-mounted washbasin mixers or tall pillar tap fittings without tap hole area	7187	01	XX	382,00	453,00	516,00	656,00	-	-	42 11,0
*Please note: unclosable outlet valve must be used with models without overflow											
	<b>Unclosable outlet valve</b> (optional) chrome	8798	50	61	50,00						150 0,5

XX = Colour code to be indicated

01 = white alpin 09 = pergamon R2 = star white ceramicplus

Matt colours Colorline = star white ShinySun ceramicplus T4, star white ShinySky ceramicplus T5, star white ShinySpring ceramicplus T6, star white ShinyIce ceramicplus T7, star white ShinyPearl ceramicplus T8, star white ShinySpace ceramicplus T9, glossy black ceramicplus S0, edelweiss ceramicplus S3, grey stone ceramicplus U9









Décor = white alpin New Glory ceramicplus U7

Décor = white alpin New Glory PLATINUM ceramicplus MD

\* Ceramic models also available in ceramicplus, colour code and surcharge see flip-out page



# Sanitaryware and Bathroom Furniture Price List No. 8 - 2009

Surface-mounted washbasins		Article no.		Euro							pcs/ pal.	kg/ pc.	
				white (alpin)*	pergamon*	star white Basic colours	Matt colours Colorline	Décor U7	Décor MD				
Ceramic models also available in ceramicplus													
Registered design													
	<b>Loop &amp; Friends Surface-mounted washbasin</b> Outside surface glazed Incl. template, incl. extended ball rod for pop-up waste, Fastening set included Furniture programme Loop, Central Line and Shape to match	7186	10	XX	not available in: S0, S3, U9								
	600 x 430 mm  for wall-mounted washbasin mixers or tall pillar tap fittings without tap hole area				403,00	484,00	547,00	708,00	-	-	20	12,2	
	530 x 380 mm  for wall-mounted washbasin mixers or tall pillar tap fittings without tap hole area	7186	00	XX	390,00	468,00	531,00	687,00	-	-	24	10,1	
	<b>Loop &amp; Friends Surface-mounted washbasin</b> Outside surface glazed Incl. template, Fastening set included Furniture programme Loop, Central Line and Shape to match	7186	11	XX	not available in: S0, S3, U9								
	600 x 430 mm*  for wall-mounted washbasin mixers or tall pillar tap fittings without tap hole area				434,00	515,00	578,00	739,00	-	-	20	13,0	
	530 x 380 mm*  for wall-mounted washbasin mixers or tall pillar tap fittings without tap hole area				421,00	499,00	562,00	718,00	-	-	20	10,9	
	*Please note: unclosable outlet valve must be used with models without overflow												
	<b>Unclosable outlet valve</b> (optional) chrome	8798	50	61	50,00						150	0,5	
	<b>Loop &amp; Friends Surface-mounted washbasin</b> 580 x 380 mm  Outside surface glazed for wall-mounted washbasin mixers or tall pillar tap fittings without tap hole area Incl. template incl. extended ball rod for pop-up waste Fastening set included Furniture programme Loop, Central Line and Shape to match	6167	00	XX	not available in: S0, S3, U9								
					390,00	468,00	531,00	687,00	-	-	24	14,1	

XX = Colour code to be indicated

01 = white alpin 09 = pergamon R2 = star white ceramicplus

Matt colours Colorline = star white ShinySun ceramicplus T4, star white ShinySky ceramicplus T5, star white ShinySpring ceramicplus T6, star white ShinyIce ceramicplus T7, star white ShinyPearl ceramicplus T8, star white ShinySpace ceramicplus T9, glossy black ceramicplus S0, edelweiss ceramicplus S3, grey stone ceramicplus U9

Décor = white alpin New Glory ceramicplus U7

Décor = white alpin New Glory PLATINUM ceramicplus MD




























\* Ceramic models also available in ceramicplus, colour code and surcharge see flip-out page

# Sanitaryware and Bathroom Furniture Price List No. 8 - 2009

## Surface-mounted washbasins

Ceramic models also available in **ceramicplus**

Registered design

	Article no.			Euro						pcs/ pal.	kg/ pc.	
				white (alpin)*	pergamon*	star white Basic colours	Matt colours Colorline	Décor U7	Décor MD			
 <p><b>Loop &amp; Friends</b> <b>Surface-mounted washbasin</b> 580 x 380 mm*  Outside surface glazed for wall-mounted washbasin mixers or tall pillar tap fittings without tap hole area Incl. template Fastening set included Furniture programme Loop, Central Line and Shape to match  *Please note: unclosable outlet valve must be used with models without overflow</p> <p><b>Unclosable outlet valve</b> (optional) chrome</p>	<b>6167</b>	<b>01</b>	<b>XX</b>	421,00	499,00	562,00	718,00	-	-	20	14,2	
	not available in: S0, S3, U9											
 <p><b>Memento</b> <b>Surface-mounted washbasin</b> Fastening set included When installing washbasin, leave a gap of minimum 60 mm between the back of the washbasin and the wall Furniture programme Memento to match</p> <p>600 x 420 mm    </p> <p>600 x 420 mm*    </p> <p>600 x 420 mm*  </p> <p>600 x 420 mm*  </p> <p>500 x 420 mm    </p> <p>500 x 420 mm*    </p> <p>500 x 420 mm*  </p> <p>500 x 420 mm*  </p> <p>*Please note: unclosable outlet valve must be used with models without overflow</p> <p><b>Unclosable outlet valve</b> (optional) chrome</p>	<b>5135</b>	<b>60</b>	<b>XX</b>	409,00	-	409,00	529,00	515,00	778,00	15	19,0	
		<b>5135</b>	<b>61</b>	<b>XX</b>	409,00	-	409,00	529,00	515,00	778,00	15	19,0
		<b>5135</b>	<b>62</b>	<b>XX</b>	441,00	-	441,00	561,00	547,00	810,00	21	12,0
		<b>5135</b>	<b>63</b>	<b>XX</b>	441,00	-	441,00	561,00	547,00	810,00	21	19,0
		<b>5135</b>	<b>50</b>	<b>XX</b>	367,00	-	367,00	472,00	473,00	736,00	15	19,0
		<b>5135</b>	<b>51</b>	<b>XX</b>	367,00	-	367,00	472,00	473,00	736,00	18	16,0
		<b>5135</b>	<b>52</b>	<b>XX</b>	399,00	-	399,00	504,00	505,00	768,00	21	50,0
		<b>5135</b>	<b>53</b>	<b>XX</b>	399,00	-	399,00	504,00	505,00	768,00	21	16,0
		<b>8798</b>	<b>70</b>	<b>61</b>	50,00							0,5
	not available in: T4, T5, T6, T7, T8, T9, S3, U9											

XX = Colour code to be indicated

01 = white alpin 09 = pergamon R2 = star white ceramicplus

Matt colours Colorline = star white ShinySun ceramicplus T4, star white ShinySky ceramicplus T5, star white ShinySpring ceramicplus T6, star white ShinyIce ceramicplus T7, star white ShinyPearl ceramicplus T8, star white ShinySpace ceramicplus T9, glossy black ceramicplus S0, edelweiss ceramicplus S3, grey stone ceramicplus U9

Décor = white alpin New Glory ceramicplus U7

Décor = white alpin New Glory PLATINUM ceramicplus MD










\* Ceramic models also available in ceramicplus, colour code and surcharge see flip-out page

# Sanitaryware and Bathroom Furniture Price List No. 8 - 2009

## Surface-mounted washbasins

Ceramic models also available in **ceramicplus**

Registered design

Registered design	Article no.	Euro						pcs/ pal.	kg/ pc.
		white (alpin)*	pergamon*	star white Basic colours	Matt colours Colorline	Décor U7	Décor MD		
 <p><i>incl. ceramicplus</i></p> <p><b>Pure Stone Surface-mounted washbasin</b> Incl. template, Fastening set included Furniture programme Pure Stone to match</p> <p>600 x 625 mm*   can be combined with outlet and overflow fitting 9218 73 00 with chrome-plated cover for concealed overflow or a non-closable outlet valve 8798 00 61</p> <p>600 x 625 mm*   the outlet and overflow fitting 9218 73 00 cannot be used</p> <p>535 x 540 mm*   can be combined with outlet and overflow fitting 9218 73 00 with chrome-plated cover for concealed overflow or a non-closable outlet valve 8798 00 61</p> <p>535 x 540 mm*   the outlet and overflow fitting 9218 73 00 cannot be used</p> <p>*Please note: unclosable outlet valve must be used with models without overflow</p> <p><b>Overflow set</b> Made of plastic incl. chrome-plated cover for concealed overflow (optional)</p> <p><b>Unclosable outlet valve</b> (optional) chrome</p>		not available in: T4, T5, T6, T7, T8, T9, S0							
	<b>5172 61 XX</b>	756,00	-	756,00	996,00	-	-	12	21,4
	<b>5172 63 XX</b>	788,00	-	788,00	1.028,00	-	-	12	20,7
	<b>5172 51 XX</b>	651,00	-	651,00	854,00	-	-	12	17,2
	<b>5172 53 XX</b>	683,00	-	683,00	886,00	-	-	12	17,8
<b>9218 73 00</b>		91,00					80	1,0	
<b>8798 00 61</b>		73,00					150	0,5	

XX = Colour code to be indicated

01 = white alpin 09 = pergamon R2 = star white ceramicplus



















Matt colours Colorline = star white ShinySun ceramicplus T4, star white ShinySky ceramicplus T5, star white ShinySpring ceramicplus T6, star white ShinyIce ceramicplus T7, star white ShinyPearl ceramicplus T8, star white ShinySpace ceramicplus T9, glossy black ceramicplus S0, edelweiss ceramicplus S3, grey stone ceramicplus U9

Décor = white alpin New Glory ceramicplus U7

Décor = white alpin New Glory PLATINUM ceramicplus MD

\* Ceramic models also available in **ceramicplus**, colour code and surcharge see flip-out page














# Sanitaryware and Bathroom Furniture Price List No. 8 - 2009

Built-in washbasins		Article no.		Euro				pcs/ pal.	kg/ pc.
				white (alpin)*	pergamon*	star white Basic colours	Matt colours Colorline		
 <b>Amadea</b> <b>Built-in washbasin</b> Incl. template 635 x 525 mm  <i>incl. ceramicplus</i> 635 x 525 mm 									
 <b>Aveo</b> <b>Built-in washbasin</b> 630 x 460 mm  without tap hole area Incl. template incl. extended ball rod for pop-up waste Furniture programme Aveo to match <i>incl. ceramicplus</i>									
 <b>Bellevue</b> <b>Built-in washbasin</b> Furniture programme Bellevue to match <i>incl. ceramicplus</i> 650 x 500 mm  Incl. template 650 x 500 mm  Incl. template 650 x 500 mm  Incl. template Incl. waste outlet valve with integral overflow									
 <b>Century</b> <b>Built-in washbasin</b> Incl. template <i>incl. ceramicplus</i> 600 x 510 mm  600 x 510 mm 									
 <b>Florine</b> <b>Built-in washbasin</b> Incl. template 640 x 520 mm  560 x 440 mm  <i>incl. ceramicplus</i>									
 <b>Hommage</b> <b>Built-in washbasin</b> Incl. template Furniture programme Hommage to match <i>incl. ceramicplus</i> 630 x 525 mm  630 x 525 mm 									

XX = Colour code to be indicated  
 01 = white alpin 09 = pergamon R2 = star white ceramicplus  
 Basic colours = beige ceramicplus R4, manhattan ceramicplus R5  
 Matt colours Colorline = edelweiss ceramicplus S3

\* Ceramic models also available in ceramicplus, colour code and surcharge see flip-out page






# Sanitaryware and Bathroom Furniture Price List No. 8 - 2009

<b>Built-in washbasins</b>		Article no.		Euro				pcs/ pal.	kg/ pc.	
				white (alpin)*	pergamon*	star white Basic colours	Matt colours Colorline			
Ceramic models also available in <b>ceramicplus</b> Registered design										
	<b>NewWave Built-in washbasin</b> Outside surface glazed Incl. template									
	600 x 455 mm  without tap hole area	<b>5191</b>	<b>60</b>	<b>XX</b>	311,00	374,00	437,00	-	15	13,8
	600 x 455 mm*  without tap hole area	<b>5191</b>	<b>61</b>	<b>XX</b>	342,00	405,00	468,00	-	18	14,3
	*Please note: unclosable outlet valve must be used with models without overflow									
	<b>Unclosable outlet valve</b> (optional) chrome	<b>8798</b>	<b>50</b>	<b>61</b>	50,00				150	0,5
not available in: R4, R5										
	<b>Loop &amp; Friends Built-in washbasin</b> Outside surface glazed Furniture programme Loop to match									
	525 mm Diameter  Incl. template incl. extended ball rod for pop-up waste without tap hole area	<b>6140</b>	<b>51</b>	<b>XX</b>	266,00	320,00	383,00	-	18	13,2
	450 mm Diameter  Incl. template incl. extended ball rod for pop-up waste without tap hole area	<b>6140</b>	<b>45</b>	<b>XX</b>	243,00	292,00	355,00	-	18	10,5
	390 mm Diameter  Incl. template without tap hole area	<b>6140</b>	<b>39</b>	<b>XX</b>	221,00	266,00	329,00	-	36	8,0
	340 mm Diameter  Incl. template without tap hole area	<b>6140</b>	<b>34</b>	<b>XX</b>	199,00	239,00	302,00	-	36	6,6
not available in: R4, R5										
	<b>Loop &amp; Friends Built-in washbasin</b> Outside surface glazed Incl. template									
	525 mm Diameter*  without tap hole area	<b>6141</b>	<b>51</b>	<b>XX</b>	297,00	351,00	414,00	-	18	15,3
	450 mm Diameter*  without tap hole area	<b>6141</b>	<b>45</b>	<b>XX</b>	274,00	323,00	386,00	-	18	9,6
	390 mm Diameter*  without tap hole area	<b>6141</b>	<b>39</b>	<b>XX</b>	252,00	297,00	360,00	-	36	7,9
	340 mm Diameter*  without tap hole area	<b>6141</b>	<b>34</b>	<b>XX</b>	230,00	270,00	333,00	-	36	6,5
	*Please note: unclosable outlet valve must be used with models without overflow									
	<b>Unclosable outlet valve</b> (optional) chrome	<b>8798</b>	<b>50</b>	<b>61</b>	50,00				150	0,5

XX = Colour code to be indicated  
01 = white alpin 09 = pergamon R2 = star white ceramicplus  
Basic colours = beige ceramicplus R4, manhattan ceramicplus R5  
Matt colours Colorline = edelweiss ceramicplus S3

\* Ceramic models also available in ceramicplus, colour code and surcharge see flip-out page
















# Sanitaryware and Bathroom Furniture Price List No. 8 - 2009

Built-in washbasins		Article no.		Euro				pcs/ pal.	kg/ pc.
				white (alpin)*	pergamon*	star white Basic colours	Matt colours Colorline		
 Ceramic models also available in ceramicplus Registered design <b>Loop &amp; Friends Built-in washbasin</b> Outside surface glazed Incl. template 530 mm Diameter ○○○○ 455 mm Diameter ○○○○									
 <b>Loop &amp; Friends Built-in washbasin</b> Outside surface glazed Incl. template 530 mm Diameter* ○○○○ 455 mm Diameter* ○○○○ *Please note: unclosable outlet valve must be used with models without overflow <b>Unclosable outlet valve</b> (optional) chrome									
 <b>Loop &amp; Friends Built-in washbasin</b> Outside surface glazed Incl. template, incl. extended ball rod for pop-up waste 450 x 450 mm ○ without tap hole area 405 x 405 mm ○ without tap hole area									
 <b>Loop &amp; Friends Built-in washbasin</b> Outside surface glazed Incl. template 450 x 450 mm* ○ without tap hole area 405 x 405 mm* ○ without tap hole area *Please note: unclosable outlet valve must be used with models without overflow <b>Unclosable outlet valve</b> (optional) chrome									
 <b>Loop &amp; Friends Built-in washbasin</b> Outside surface glazed Incl. template 505 x 505 mm ○○○○ 455 x 455 mm ○○○○									

XX = Colour code to be indicated  
 01 = white alpin 09 = pergamon R2 = star white ceramicplus  
 Basic colours = beige ceramicplus R4, manhattan ceramicplus R5  
 Matt colours Colorline = edelweiss ceramicplus S3

\* Ceramic models also available in ceramicplus, colour code and surcharge see flip-out page















# Sanitaryware and Bathroom Furniture Price List No. 8 - 2009

Built-in washbasins		Article no.		Euro				pcs/ pal.	kg/ pc.
				white (alpin)*	pergamon*	star white Basic colours	Matt colours Colorline		
Ceramic models also available in ceramicplus Registered design									
	<b>Loop &amp; Friends Built-in washbasin</b> 505 x 505 mm*  Outside surface glazed Incl. template  *Please note: unclosable outlet valve must be used with models without overflow  <b>Unclosable outlet valve</b> (optional)  chrome	<b>5156</b>	<b>51 XX</b>	334,00	395,00	458,00	-	24	17,5
				not available in: R4, R5					
	<b>Loop &amp; Friends Built-in washbasin</b> Outside surface glazed  660 x 470 mm  Incl. template incl. extended ball rod for pop-up waste without tap hole area  570 x 405 mm  Incl. template incl. extended ball rod for pop-up waste without tap hole area  500 x 355 mm  Incl. template without tap hole area  450 x 320 mm  Incl. template without tap hole area	<b>6155</b>	<b>30 XX</b>	308,00	370,00	433,00	-	20	15,0
				not available in: R4, R5					
		<b>6155</b>	<b>20 XX</b>	282,00	339,00	402,00	-	24	12,1
		<b>6155</b>	<b>10 XX</b>	259,00	311,00	374,00	-	35	10,4
		<b>6155</b>	<b>00 XX</b>	231,00	278,00	341,00	-	42	7,1
	<b>Loop &amp; Friends Built-in washbasin</b> Outside surface glazed Incl. template  660 x 470 mm*  without tap hole area  570 x 405 mm*  without tap hole area  500 x 355 mm*  without tap hole area  450 x 320 mm*  without tap hole area  *Please note: unclosable outlet valve must be used with models without overflow  <b>Unclosable outlet valve</b> (optional)  chrome	<b>6155</b>	<b>31 XX</b>	339,00	401,00	464,00	-	24	15,0
				not available in: R4, R5					
		<b>6155</b>	<b>21 XX</b>	313,00	370,00	433,00	-	20	12,6
		<b>6155</b>	<b>11 XX</b>	290,00	342,00	405,00	-	35	9,2
		<b>6155</b>	<b>01 XX</b>	262,00	309,00	372,00	-	42	15,0
	<b>Loop &amp; Friends Built-in washbasin</b> Outside surface glazed Incl. template  660 x 470 mm  570 x 400 mm 	<b>5155</b>	<b>60 XX</b>	340,00	408,00	471,00	-	20	16,3
		<b>5155</b>	<b>50 XX</b>	310,00	372,00	435,00	-	24	12,2

XX = Colour code to be indicated  
 01 = white alpin 09 = pergamon R2 = star white ceramicplus  
 Basic colours = beige ceramicplus R4, manhattan ceramicplus R5  
 Matt colours Colorline = edelweiss ceramicplus S3

\* Ceramic models also available in ceramicplus, colour code and surcharge see flip-out page

# Sanitaryware and Bathroom Furniture Price List No. 8 - 2009







Built-in washbasins		Article no.		Euro				pcs/ pal.	kg/ pc.
				white (alpin)*	pergamon*	star white Basic colours	Matt colours Colorline		
 <p><b>Loop &amp; Friends Built-in washbasin</b> Outside surface glazed Incl. template 660 x 470 mm*  570 x 400 mm* </p> <p>*Please note: unclosable outlet valve must be used with models without overflow</p> <p><b>Unclosable outlet valve</b> (optional) chrome</p>									
 <p><b>Loop &amp; Friends Built-in washbasin</b> Outside surface glazed Incl. template, incl. extended ball rod for pop-up waste 675 x 450 mm  without tap hole area 600 x 405 mm  without tap hole area 510 x 340 mm  without tap hole area</p>									
 <p><b>Loop &amp; Friends Built-in washbasin</b> Outside surface glazed Incl. template 675 x 450 mm*  without tap hole area 600 x 405 mm*  without tap hole area 510 x 340 mm*  without tap hole area</p> <p>*Please note: unclosable outlet valve must be used with models without overflow</p> <p><b>Unclosable outlet valve</b> (optional) chrome</p>									
 <p><b>Loop &amp; Friends Built-in washbasin</b> Outside surface glazed Incl. template 675 x 450 mm  600 x 400 mm </p>									

XX = Colour code to be indicated  
 01 = white alpin 09 = pergamon R2 = star white ceramicplus  
 Basic colours = beige ceramicplus R4, manhattan ceramicplus R5  
 Matt colours Colorline = edelweiss ceramicplus S3

\* Ceramic models also available in ceramicplus, colour code and surcharge see flip-out page











# Sanitaryware and Bathroom Furniture Price List No. 8 - 2009

Built-in washbasins		Article no.		Euro				pcs/ pal.	kg/ pc.	
				white (alpin)*	pergamon*	star white Basic colours	Matt colours Colorline			
Ceramic models also available in ceramicplus Registered design										
 <p><b>Loop &amp; Friends Built-in washbasin</b> Outside surface glazed Incl. template</p> <p>675 x 450 mm* </p> <p>600 x 400 mm* </p> <p>*Please note: unclosable outlet valve must be used with models without overflow</p> <p><b>Unclosable outlet valve</b> (optional)</p> <p>chrome</p>										
 <p><b>Omnia classic Built-in washbasin</b> Incl. template</p> <p>635 x 485 mm </p> <p>560 x 400 mm </p>										

XX = Colour code to be indicated  
 01 = white alpin 09 = pergamon R2 = star white ceramicplus  
 Basic colours = beige ceramicplus R4, manhattan ceramicplus R5  
 Matt colours Colorline = edelweiss ceramicplus S3

\* Ceramic models also available in ceramicplus, colour code and surcharge see flip-out page








# Sanitaryware and Bathroom Furniture Price List No. 8 - 2009

Handwashbasins		Article no.		Euro				pcs/ pal.	kg/ pc.	
				white (alpin)*	pergamon*	star white Basic colours	Matt colours Colorline			
Ceramic models also available in ceramicplus Registered design										
 <i>incl. ceramicplus</i>	<b>Amadea Handwashbasin</b>				not available in: R5, R4, U9					
	500 x 410 mm ○ ○	<b>7385</b>	<b>50 XX</b>	605,00	605,00	605,00	792,00	48	9,6	
	500 x 410 mm ○ ○ ○ ○	<b>7385</b>	<b>A1 XX</b>	605,00	605,00	605,00	792,00	48	10,3	
	<b>Trap cover</b> Fastening set with fast inspection closure included.	<b>7215</b>	<b>00 XX</b>	427,00	427,00	427,00	553,00	56	4,4	
	<b>Amica Handwashbasin</b>				not available in: R5, R4					
	450 x 360 mm ○ ○	<b>7341</b>	<b>45 XX</b>	93,00	-	-	-	18	13,5	
	<b>Trap cover</b>	<b>7213</b>	<b>00 XX</b>	86,00	-	-	-	52	7,0	
	<b>Arriba Handwashbasin</b>				not available in: R4, U9					
	450 x 350 mm ○ ○	<b>7366</b>	<b>45 XX</b>	146,00	176,00	239,00	297,00	40	8,8	
	500 x 385 mm ○ ○	<b>7366</b>	<b>50 XX</b>	159,00	191,00	254,00	318,00	40	10,7	
	<b>Trap cover</b> Fastening set included	<b>7208</b>	<b>00 XX</b>	184,00	221,00	284,00	358,00	65	5,5	
 <i>incl. ceramicplus</i>	<b>Aveo Handwashbasin</b>				not available in: R5, R4					
	500 x 425 mm ○ ○	<b>7308</b>	<b>50 XX</b>	416,00	-	416,00	-	18	13,5	
	<b>Trap cover</b> Siphon with low installation height incl. Fastening set included	<b>7213</b>	<b>00 XX</b>	319,00	-	319,00	-	48	4,8	
 <i>incl. ceramicplus</i>	<b>Bellevue Handwashbasin</b>				not available in: R5, R4, U9					
	500 x 400 mm ○ ○ ○ ○ Furniture programme Bellevue to match	<b>5364</b>	<b>50 XX</b>	442,00	-	442,00	573,00	24	13,5	
	<b>Trap cover</b> Fastening set included	<b>5262</b>	<b>00 XX</b>	290,00	-	290,00	369,00	40	10,7	
 <i>incl. ceramicplus</i>	<b>Century Handwashbasin</b>				not available in: R5, R4					
	500 x 405 mm ○ ○	<b>7350</b>	<b>50 XX</b>	305,00	354,00	354,00	-	27	10,2	
	<b>Trap cover</b> Fastening set included	<b>7203</b>	<b>00 XX</b>	231,00	265,00	265,00	-	50	7,6	
	<b>Grangracia Handwashbasin</b>				not available in: U9					
	365 x 310 mm ○ suitable for 1-hole tap fittings pre-punched tap holes on sides	<b>7335</b>	<b>36 XX</b>	115,00	138,00	201,00	247,00	90	5,5	
 <i>incl. ceramicplus</i>	<b>Hommage Handwashbasin</b>				not available in: R5, R4					
	500 x 410 mm ○ ○	<b>7301</b>	<b>50 XX</b>	357,00	357,00	357,00	-	18	15,7	
	500 x 410 mm ○ ○ ○ ○	<b>7301</b>	<b>A1 XX</b>	357,00	357,00	357,00	-	32	12,8	
	<b>Trap cover</b> Fastening set included	<b>7233</b>	<b>00 XX</b>	265,00	265,00	265,00	-	40	7,3	

XX = Colour code to be indicated  
 01 = white alpin 09 = pergamon R2 = star white ceramicplus  
 Basic colours = manhattan ceramicplus R5, beige ceramicplus R4  
 Matt colours Colorline = edelweiss ceramicplus S3, grey stone ceramicplus U9

\* Ceramic models also available in ceramicplus, colour code and surcharge see flip-out page







# Sanitaryware and Bathroom Furniture Price List No. 8 - 2009

Handwashbasins		Article no.		Euro				pcs/ pal.	kg/ pc.
				white (alpin)*	pergamon*	star white Basic colours	Matt colours Colorline		
Ceramic models also available in ceramicplus Registered design									
	<b>Lifetime Handwashbasin</b> 450 x 370 mm* ○ ⊗  *Please note: unclosable outlet valve must be used with models without overflow	<b>5375</b>	<b>46 XX</b>	147,00	177,00	-	-	40	10,0
	<b>Trap cover</b> incl. fastening set „Smart fix“	<b>7244</b>	<b>00 XX</b>	132,00	159,00	222,00	275,00	70	5,7
	<b>Unclosable outlet valve</b> (optional) chrome	<b>8798</b>	<b>00 61</b>	73,00				150	0,5
	<b>Magnum Handwashbasin</b> 500 x 365 mm ○ ○ 450 x 340 mm ○ ○  <b>Trap cover</b>	<b>7333</b>	<b>50 XX</b>	210,00	252,00	315,00	399,00	40	11,2
		<b>7333</b>	<b>45 XX</b>	178,00	214,00	277,00	348,00	48	9,8
		<b>7210</b>	<b>00 XX</b>	172,00	207,00	270,00	339,00	60	5,2
	<b>Oblic Handwashbasin</b> 400 x 265 mm* ○ ⊗ Bowl left 400 x 265 mm* ○ ⊗ Bowl right  *Please note: unclosable outlet valve must be used with models without overflow	<b>7302</b>	<b>4L XX</b>	131,00	158,00	221,00	-	80	5,5
		<b>7302</b>	<b>4R XX</b>	131,00	158,00	221,00	-	80	5,5
	<b>Unclosable outlet valve</b> (optional) chrome	<b>8798</b>	<b>00 61</b>	73,00				150	0,5
	<b>Omnia architectura compact Handwashbasin compact</b> 505 x 400 mm ○ ○ 505 x 400 mm* ○ ⊗ 460 x 355 mm ○ ○ 460 x 355 mm* ○ ⊗  *Please note: unclosable outlet valve must be used with models without overflow	<b>5373</b>	<b>50 XX</b>	112,00	135,00	-	-	24	12,0
		<b>5373</b>	<b>51 XX</b>	112,00	135,00	-	-	8	12,0
		<b>5373</b>	<b>45 XX</b>	99,00	119,00	-	-	40	11,0
		<b>5373</b>	<b>46 XX</b>	99,00	119,00	-	-	9	11,0
	<b>Trap cover</b> incl. fastening set „Smart fix“	<b>7244</b>	<b>60 XX</b>	132,00	159,00	-	-	65	6,9
	<b>Omnia architectura compact Handwashbasin compact</b> Fastening set included 365 x 260 mm ○ ○ 365 x 260 mm* ○ ⊗  *Please note: unclosable outlet valve must be used with models without overflow	<b>5373</b>	<b>35 XX</b>	81,00	98,00	-	-	75	7,0
		<b>5373</b>	<b>36 XX</b>	81,00	98,00	-	-	75	7,0

XX = Colour code to be indicated  
01 = white alpin 09 = pergamon R2 = star white ceramicplus  
Basic colours = manhattan ceramicplus R5, beige ceramicplus R4  
Matt colours Colorline = edelweiss ceramicplus S3, grey stone ceramicplus U9

\* Ceramic models also available in ceramicplus, colour code and surcharge see flip-out page


















# Sanitaryware and Bathroom Furniture Price List No. 8 - 2009

Handwashbasins		Article no.		Euro				pcs/ pal.	kg/ pc.
				white (alpin)*	pergamon*	star white Basic colours	Matt colours Colorline		
 <b>Omnia architectura compact Handwashbasin compact</b> 530 x 250 mm ○ suitable for 1-hole tap fittings pre-punched tap holes on sides  530 x 250 mm* ⊗ suitable for 1-hole tap fittings pre-punched tap holes on sides  *Please note: unclosable outlet valve must be used with models without overflow	<b>5373</b>	<b>25</b>	<b>XX</b>	79,00	95,00	-	-	45	9,0
	<b>5373</b>	<b>26</b>	<b>XX</b>	79,00	95,00	-	-	16	9,0
 <b>Omnia architectura compact Corner handwashbasin compact</b> 415 mm side length ○ ○	<b>5374</b>	<b>31</b>	<b>XX</b>	138,00	166,00	-	-	16	11,1
 <b>Omnia classic compact Handwashbasin compact</b> 445 x 320 mm ○ ○ ○ ○ 445 x 320 mm* ○ ○ ○ ⊗ 445 x 320 mm ⊗ ○ 445 x 320 mm* ⊗ ⊗  *Please note: unclosable outlet valve must be used with models without overflow  <b>Trap cover</b>	<b>7326</b>	<b>45</b>	<b>XX</b>	86,00	104,00	167,00	201,00	48	8,6
	<b>7326</b>	<b>46</b>	<b>XX</b>	86,00	104,00	167,00	201,00	40	8,7
	<b>7326</b>	<b>47</b>	<b>XX</b>	118,00	136,00	199,00	233,00	40	8,4
	<b>7326</b>	<b>48</b>	<b>XX</b>	118,00	136,00	199,00	233,00	40	8,4
	<b>7226</b>	<b>00</b>	<b>XX</b>	138,00	166,00	229,00	284,00	60	5,2
 <b>Omnia classic compact Handwashbasin compact</b> 360 x 300 mm ○ suitable for 1-hole tap fittings pre-punched tap holes on sides  360 x 300 mm* ⊗ suitable for 1-hole tap fittings pre-punched tap holes on sides  *Please note: unclosable outlet valve must be used with models without overflow	<b>7326</b>	<b>36</b>	<b>XX</b>	77,00	93,00	156,00	187,00	80	6,4
	<b>7326</b>	<b>37</b>	<b>XX</b>	77,00	93,00	156,00	187,00	56	6,6
 <b>Omnia classic compact Handwashbasin compact</b> 525 x 240 mm ○ suitable for 1-hole tap fittings pre-punched tap holes on sides  525 x 240 mm* ⊗ suitable for 1-hole tap fittings pre-punched tap holes on sides  *Please note: unclosable outlet valve must be used with models without overflow	<b>7328</b>	<b>50</b>	<b>XX</b>	120,00	144,00	-	-	56	8,2
	<b>7328</b>	<b>51</b>	<b>XX</b>	120,00	144,00	-	-	56	8,5
 <b>Omnia classic compact Corner handwashbasin compact</b> 415 mm side length ○ ○	<b>7327</b>	<b>40</b>	<b>XX</b>	147,00	177,00	-	-	48	10,0

XX = Colour code to be indicated  
 01 = white alpin 09 = pergamon R2 = star white ceramicplus  
 Basic colours = manhattan ceramicplus R5, beige ceramicplus R4  
 Matt colours Colorline = edelweiss ceramicplus S3, grey stone ceramicplus U9

\* Ceramic models also available in ceramicplus, colour code and surcharge see flip-out page























# Sanitaryware and Bathroom Furniture Price List No. 8 - 2009

Handwashbasins		Article no.		Euro				pcs/ pal.	kg/ pc.		
				white (alpin)*	pergamon*	star white Basic colours	Matt colours Colorline				
Ceramic models also available in <b>ceramicplus</b> Registered design											
	<b>Omnia pro Handwashbasin</b>										
	450 x 350 mm  	<b>7359</b>	<b>45</b>	<b>XX</b>	79,00	95,00	-	-	48	10,0	
	450 x 350 mm*  	<b>7359</b>	<b>46</b>	<b>XX</b>	79,00	95,00	-	-	53	10,0	
	450 x 350 mm  	<b>7359</b>	<b>47</b>	<b>XX</b>	111,00	127,00	-	-	53	10,0	
450 x 350 mm*  	<b>7359</b>	<b>48</b>	<b>XX</b>	111,00	127,00	-	-	53	10,0		
*Please note: unclosable outlet valve must be used with models without overflow											
 <i>incl. ceramicplus</i>	<b>Pure Basic Handwashbasin</b>										
	525 x 250 mm*  suitable for 1-hole tap fittings pre-punched tap holes on sides	<b>7313</b>	<b>53</b>	<b>XX</b>	359,00	-	not available in: R5, R4	359,00	-	32	11,3
	*Please note: unclosable outlet valve must be used with models without overflow										
<b>Unclosable outlet valve</b> (optional)											
chrome		<b>8798</b>	<b>00</b>	<b>61</b>	73,00				150	0,5	
 <i>incl. ceramicplus</i>	<b>Pure Basic Handwashbasin</b>										
	350 x 350 mm*  	<b>7314</b>	<b>35</b>	<b>XX</b>	376,00	-	not available in: R5, R4	376,00	-	32	11,0
	*Please note: unclosable outlet valve must be used with models without overflow										
	<b>Towel holder</b>										
290 x 110 mm (please order 2)											
Stainless steel	<b>9749</b>	<b>00</b>	<b>D7</b>	145,00					15	1,5	
<b>Unclosable outlet valve</b> (optional)											
chrome		<b>8798</b>	<b>00</b>	<b>61</b>	73,00				150	0,5	
 <i>incl. ceramicplus</i>	<b>Pure Basic Handwashbasin</b>										
	350 x 350 mm*   for installation with furniture Furniture programme Pure Basic to match	<b>7314</b>	<b>3G</b>	<b>XX</b>	424,00	-	not available in: R5, R4	424,00	-	24	10,1
	*Please note: unclosable outlet valve must be used with models without overflow										
<b>Unclosable outlet valve</b> (optional)											
chrome		<b>8798</b>	<b>00</b>	<b>61</b>	73,00				150	0,5	

XX = Colour code to be indicated  
 01 = white alpin 09 = pergamon R2 = star white ceramicplus  
 Basic colours = manhattan ceramicplus R5, beige ceramicplus R4  
 Matt colours Colorline = edelweiss ceramicplus S3, grey stone ceramicplus U9

\* Ceramic models also available in ceramicplus, colour code and surcharge see flip-out page















# Sanitaryware and Bathroom Furniture Price List No. 8 - 2009

Handwashbasins		Article no.		Euro				pcs/ pal.	kg/ pc.	
				white (alpin)*	pergamon*	star white Basic colours	Matt colours Colorline			
 <i>incl. ceramicplus</i>	<b>Pure Stone Handwashbasin</b> 450 x 380 mm*   *Please note: unclosable outlet valve must be used with models without overflow	5370	41	XX	427,00	-	not available in: R5, R4 427,00	553,00	20	10,8
	<b>Unclosable outlet valve</b> (optional) chrome				73,00				150	0,5
	<b>Sentique Handwashbasin</b> 450 x 360 mm   450 x 360 mm   incl. unclosable valve in chrome Furniture programme Sentique to match	5322	45	XX	167,00	201,00	not available in: R5, R4, U9 264,00	331,00	48	10,0
		5322	46	XX	206,00	240,00	303,00	370,00	4	10,0
	<b>Pedestal</b>	5243	00	XX	153,00	184,00	247,00	308,00	30	11,0
	<b>Trap cover</b> Fastening set included	5222	00	XX	160,00	192,00	255,00	319,00	24	7,5
	<b>Sentique Handwashbasin compact</b> 370 x 265 mm  Fastening set included suitable for 1-hole tap fittings tap hole punched out on right	5323	36	XX	152,00	183,00	not available in: R5, R4, U9 246,00	307,00	70	5,5
	370 x 265 mm  incl. unclosable valve in chrome Fastening set included suitable for 1-hole tap fittings tap hole punched out on right	5323	37	XX	191,00	222,00	285,00	346,00	32	5,5
	<b>Subway Corner handwashbasin</b> 320 mm side length*   *Please note: unclosable outlet valve must be used with models without overflow	7306	45	XX	145,00	174,00	not available in: R4, U9 237,00	295,00	68	10,0
	<b>Subway Handwashbasin</b> 500 x 390 mm   450 x 350 mm  	7305	50	XX	129,00	155,00	not available in: R4, U9 218,00	270,00	24	13,5
		7305	45	XX	117,00	141,00	204,00	251,00	40	10,5
	<b>Pedestal</b>	7250	50	XX	125,00	150,00	213,00	263,00	48	8,2
	 <b>Trap cover</b> incl. fastening set „Smart fix“	7244	00	XX	132,00	159,00	222,00	275,00	70	5,7
	<b>Subway Handwashbasin</b> 370 x 290 mm  suitable for 1-hole tap fittings pre-punched tap holes on sides	7309	37	XX	113,00	136,00	not available in: R4, U9 199,00	244,00	70	8,5

XX = Colour code to be indicated  
 01 = white alpin 09 = pergamon R2 = star white ceramicplus  
 Basic colours = manhattan ceramicplus R5, beige ceramicplus R4  
 Matt colours Colorline = edelweiss ceramicplus S3, grey stone ceramicplus U9

\* Ceramic models also available in ceramicplus, colour code and surcharge see flip-out page







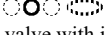










# Sanitaryware and Bathroom Furniture Price List No. 8 - 2009

Handwashbasins		Article no.		Euro				pcs/ pal.	kg/ pc.	
				white (alpin)*	pergamon*	star white Basic colours	Matt colours Colorline			
Ceramic models also available in ceramicplus Registered design										
	<b>Subway Handwashbasin compact</b>				not available in: R4, U9					
	550 x 250 mm  tap hole punched out on left suitable for 1-hole tap fittings	<b>7303</b>	<b>5L</b>	<b>XX</b>	142,00	171,00	234,00	291,00	45	10,7
	550 x 250 mm  tap hole punched out on right suitable for 1-hole tap fittings	<b>7303</b>	<b>5R</b>	<b>XX</b>	142,00	171,00	234,00	291,00	45	10,8
	550 x 250 mm  <b>to be discontinued</b>	<b>7303</b>	<b>52</b>	<b>XX</b>	174,00	203,00	266,00	323,00	45	10,2
	<b>Sunberry Handwashbasin</b>									
	450 x 390 mm  450 x 390 mm* 	<b>5330</b>	<b>45</b>	<b>XX</b>	117,00	141,00	204,00	-	40	10,8
	*Please note: unclosable outlet valve must be used with models without overflow	<b>5330</b>	<b>46</b>	<b>XX</b>	117,00	141,00	204,00	-	40	10,5
	<b>Trap cover</b> incl. fastening set „Smart fix“	<b>7244</b>	<b>00</b>	<b>XX</b>	132,00	159,00	222,00	275,00	70	5,7
	<b>Unclosable outlet valve</b> (optional) chrome	<b>8798</b>	<b>50</b>	<b>61</b>	50,00				150	0,5
	<b>Sunberry Handwashbasin</b> for installation with furniture Furniture programme Sunberry to match									
	450 x 390 mm  450 x 390 mm* 	<b>5330</b>	<b>4G</b>	<b>XX</b>	174,00	209,00	272,00	-	40	10,7
	*Please note: unclosable outlet valve must be used with models without overflow	<b>5330</b>	<b>5G</b>	<b>XX</b>	174,00	209,00	272,00	-	40	10,9
	<b>Unclosable outlet valve</b> (optional) chrome	<b>8798</b>	<b>50</b>	<b>61</b>	50,00				150	0,5
	<b>Sunberry Handwashbasin</b>									
	360 x 310 mm  360 x 310 mm* 	<b>5330</b>	<b>36</b>	<b>XX</b>	113,00	136,00	199,00	-	70	7,2
	*Please note: unclosable outlet valve must be used with models without overflow	<b>5330</b>	<b>37</b>	<b>XX</b>	113,00	136,00	199,00	-	56	7,3
	<b>Unclosable outlet valve</b> (optional) chrome	<b>8798</b>	<b>50</b>	<b>61</b>	50,00				150	0,5

XX = Colour code to be indicated  
01 = white alpin 09 = pergamon R2 = star white ceramicplus  
Basic colours = manhattan ceramicplus R5, beige ceramicplus R4  
Matt colours Colorline = edelweiss ceramicplus S3, grey stone ceramicplus U9

\* Ceramic models also available in ceramicplus, colour code and surcharge see flip-out page

# Sanitaryware and Bathroom Furniture Price List No. 8 - 2009



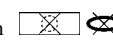














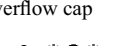
Vanity washbasins		Article no.		Euro					pcs/ pal.	kg/ pc.	
				white (alpin)*	pergamon*	star white Basic colours	Matt colours Colorline	Décor			
Ceramic models also available in ceramicplus											
Registered design											
 <p><b>Amadea</b> <b>Vanity washbasin</b> Furniture programme Amadea to match</p> <p>1000 x 530 mm </p> <p>1000 x 530 mm </p> <p><b>Ceramic leg</b> Fastening set included (please order 2)</p> <p><b>Trap cover</b></p> <p><b>Fixing bracket</b> Only in conjunction with trap cover 7284 00 XX (also required)</p> <p><i>incl. ceramicplus</i></p>											
 <p><b>Bellevue</b> <b>Vanity washbasin</b> Furniture programme Bellevue to match</p> <p>1000 x 550 mm </p> <p>1000 x 550 mm </p> <p>1000 x 550 mm </p> <p>Incl. waste outlet valve with integral overflow</p> <p><b>Pedestal</b></p> <p><b>Trap cover</b> Fastening set included</p> <p><i>incl. ceramicplus</i></p>											
 <p><b>LOOP</b> <b>Double vanity washbasin</b> Incl. unclosable valve with ceramic valve cover Furniture programme Central Line to match</p> <p>1300 x 480 mm </p> <p>1300 x 480 mm </p> <p>1300 x 480 mm </p> <p><b>Trap cover</b> incl. fastening set „Smart fix“</p>											
 <p><b>LOOP</b> <b>Vanity washbasin</b> Incl. unclosable valve with ceramic valve cover Furniture programme Central Line to match</p> <p>1000 x 480 mm </p> <p>1000 x 480 mm </p> <p><b>Trap cover</b> incl. fastening set „Smart fix“</p>											
 <p><b>LOOP</b> <b>Vanity washbasin</b> Incl. unclosable valve with ceramic valve cover Furniture programme Central Line to match</p> <p>800 x 480 mm </p> <p>800 x 480 mm </p> <p><b>Trap cover</b> incl. fastening set „Smart fix“</p>											

XX = Colour code to be indicated  
 01 = white alpin 09 = pergamon R2 = star white ceramicplus  
 Basic colours = manhattan ceramicplus R5  
 Matt colours Colorline = edelweiss ceramicplus S3  
 Décor = star white Art Déco ceramicplus U8

\* Ceramic models also available in ceramicplus, colour code and surcharge see flip-out page












# Sanitaryware and Bathroom Furniture Price List No. 8 - 2009

Vanity washbasins		Article no.		Euro					pcs/ pal.	kg/ pc.	
				white (alpin)*	pergamon*	star white Basic colours	Matt colours Colorline	Décor			
Ceramic models also available in ceramicplus											
Registered design											
 <i>incl. ceramicplus</i>	<b>Metric Art Vanity washbasin</b> Incl. unclosable valve with ceramic valve cover Furniture programmes City Life and Central Line Fashion										
	1000 x 550 mm 	<b>5195</b>	<b>11</b>	<b>XX</b>	764,00	-	764,00	-	-	7	31,0
	1000 x 550 mm 	<b>5195</b>	<b>13</b>	<b>XX</b>	796,00	-	796,00	-	-	7	31,0
	<b>Trap cover</b> incl. fastening set „Smart fix“	<b>5244</b>	<b>00</b>	<b>XX</b>	223,00	255,00	255,00	319,00	-	40	9,0
	<b>Omnia pro Double vanity washbasin</b> 1250 x 485 mm 2x  <i>to be discontinued</i>	<b>6120</b>	<b>12</b>	<b>XX</b>	584,00	701,00	-	-	-	9	34,3
	<b>Omnia pro Vanity washbasin</b> 1250 x 485 mm  <i>to be discontinued</i> 1100 x 485 mm  <i>to be discontinued</i> 950 x 485 mm 	<b>6125</b>	<b>12</b>	<b>XX</b>	457,00	549,00	-	-	-	9	27,0
		<b>6125</b>	<b>11</b>	<b>XX</b>	448,00	538,00	-	-	-	9	30,6
		<b>6125</b>	<b>95</b>	<b>XX</b>	380,00	456,00	-	-	-	9	23,8
	<b>Omnia pro Vanity washbasin</b> 750 x 485 mm  650 x 485 mm 	<b>6125</b>	<b>75</b>	<b>XX</b>	313,00	376,00	-	-	-	10	21,5
		<b>6125</b>	<b>65</b>	<b>XX</b>	286,00	344,00	-	-	-	18	19,0
  	<b>Sentique Double vanity washbasin</b> Furniture programme Sentique to match 1300 x 520 mm 2x  with chrome overflow cap 1300 x 520 mm 2x  <i>incl. unclosable valve in chrome</i>	<b>5126</b>	<b>D0</b>	<b>XX</b>	882,00	1.059,00	1.122,00	1.475,00	-	10	41,0
		<b>5126</b>	<b>D1</b>	<b>XX</b>	921,00	1.098,00	1.161,00	1.514,00	-	8	41,0
	<b>Pedestal</b>	<b>5243</b>	<b>00</b>	<b>XX</b>	153,00	184,00	247,00	308,00	-	30	11,0
	<b>Trap cover</b> incl. fastening set „Smart fix“	<b>5244</b>	<b>00</b>	<b>XX</b>	160,00	192,00	255,00	319,00	-	40	9,0
	<b>Towel holder</b> Fastening set included (optional) 470 x 160 x 85 mm side installation Set of 2 pieces Stainless steel	<b>9790</b>	<b>00</b>	<b>D7</b>	250,00					40	2,4
	1035 x 100 mm front installation Stainless steel	<b>9790</b>	<b>10</b>	<b>D7</b>	173,00					120	2,5

XX = Colour code to be indicated  
 01 = white alpin 09 = pergamon R2 = star white ceramicplus  
 Basic colours = manhattan ceramicplus R5  
 Matt colours Colorline = edelweiss ceramicplus S3  
 Décor = star white Art Déco ceramicplus U8

\* Ceramic models also available in ceramicplus, colour code and surcharge see flip-out page















# Sanitaryware and Bathroom Furniture Price List No. 8 - 2009

Vanity washbasins		Article no.		Euro				Décor	pcs/ pal.	kg/ pc.
				white (alpin)*	pergamon*	star white Basic colours	Matt colours Colorline			
Ceramic models also available in ceramicplus										
Registered design										
 <p><b>Sentique Vanity washbasin</b> Furniture programme Sentique to match</p> <p>1450 x 520 mm  with chrome overflow cap</p> <p>1450 x 520 mm  incl. unclosable valve in chrome</p> <p><b>Pedestal</b></p> <p><b>Trap cover</b> incl. fastening set „Smart fix“</p> <p><b>Towel holder</b> 470 x 160 x 85 mm side installation Set of 2 pieces Fastening set included (optional) Stainless steel</p>										
 <p><b>Sentique Vanity washbasin</b> with chrome overflow cap Cut model (edges not glazed) only suitable for installation in a niche or between two side cabinets (minimum depth = 450 mm), minimum reduction on each side: 25 mm</p> <p>1450 x 520 mm  width reduced on left or right to 1100 mm</p> <p>1450 x 520 mm  width reduced on both sides to 750 mm</p> <p><b>Pedestal</b></p> <p><b>Trap cover</b> incl. fastening set „Smart fix“</p>										
 <p><b>Sentique Vanity washbasin</b> Furniture programme Sentique to match</p> <p>1000 x 520 mm  with chrome overflow cap</p> <p>1000 x 520 mm  incl. unclosable valve in chrome</p> <p><b>Pedestal</b></p> <p><b>Trap cover</b> incl. fastening set „Smart fix“</p> <p><b>Towel holder</b> Fastening set included (optional) 470 x 160 x 85 mm side installation Set of 2 pieces Stainless steel</p> <p>625 x 100 mm front installation Stainless steel</p>										

XX = Colour code to be indicated  
 01 = white alpin 09 = pergamon R2 = star white ceramicplus  
 Basic colours = manhattan ceramicplus R5  
 Matt colours Colorline = edelweiss ceramicplus S3  
 Décor = star white Art Déco ceramicplus U8

\* Ceramic models also available in ceramicplus, colour code and surcharge see flip-out page






# Sanitaryware and Bathroom Furniture Price List No. 8 - 2009

Vanity washbasins		Article no.		Euro				Décor	pcs/ pal.	kg/ pc.
				white (alpin)*	pergamon*	star white Basic colours	Matt colours Colorline			
 <b>Senticque</b> <b>Vanity washbasin</b> Furniture programme Senticque to match 800 x 520 mm  with chrome overflow cap 800 x 520 mm  incl. unclosable valve in chrome <b>Pedestal</b> <b>Trap cover</b> incl. fastening set „Smart fix“ <b>Towel holder</b> 470 x 160 x 85 mm side installation Set of 2 pieces Fastening set included (optional) Stainless steel										
	5142	80	XX	491,00	590,00	653,00	849,00	-	10	26,0
	5142	81	XX	530,00	629,00	692,00	888,00	-	10	26,0
	5243	00	XX	153,00	184,00	247,00	308,00	-	30	11,0
	5244	00	XX	160,00	192,00	255,00	319,00	-	40	9,0
 <b>Solo</b> <b>Vanity washbasin</b> 1000 x 550 mm  <i>to be discontinued</i> Furniture programme Gejo to match	7168	10	XX	672,00	-	-	-	-	6	23,0
	 <b>Subway</b> <b>Double vanity washbasin</b> Also available without tap holes Furniture programme Central Line to match 1300 x 485 mm  1300 x 485 mm  Holes (35 mm) for soap dispenser on outer sides of basin Suitable soap dispenser is available from Dornbracht <b>Pedestal</b> <b>Trap cover</b> incl. fastening set „Smart fix“									
 <b>Subway</b> <b>Vanity washbasin</b> Also available without tap hole Furniture programme Central Line to match 1300 x 485 mm  1300 x 485 mm  Hole (35 mm) for soap dispenser on left Suitable soap dispenser is available from Dornbracht <b>Pedestal</b> <b>Trap cover</b> incl. fastening set „Smart fix“	6131	13	XX	798,00	958,00	1.021,00	1.340,00	-	8	43,0
	6131	1S	XX	830,00	990,00	1.053,00	1.372,00	-	9	40,0
	7250	50	XX	125,00	150,00	213,00	263,00	-	48	8,2
	7264	00	XX	132,00	159,00	222,00	275,00	-	52	6,8
 <b>Subway</b> <b>Vanity washbasin</b> Also available without tap hole Furniture programme Central Line to match 1300 x 485 mm  1300 x 485 mm  Hole (35 mm) for soap dispenser on left Suitable soap dispenser is available from Dornbracht <b>Pedestal</b> <b>Trap cover</b> incl. fastening set „Smart fix“	6118	13	XX	689,00	827,00	890,00	1.166,00	-	9	33,6
	6118	1S	XX	721,00	859,00	922,00	1.198,00	-	9	40,0
	7250	50	XX	125,00	150,00	213,00	263,00	-	48	8,2
	7264	00	XX	132,00	159,00	222,00	275,00	-	52	6,8

XX = Colour code to be indicated  
 01 = white alpin 09 = pergamon R2 = star white ceramicplus  
 Basic colours = manhattan ceramicplus R5  
 Matt colours Colorline = edelweiss ceramicplus S3  
 Décor = star white Art Déco ceramicplus U8

\* Ceramic models also available in ceramicplus, colour code and surcharge see flip-out page










# Sanitaryware and Bathroom Furniture Price List No. 8 - 2009

Vanity washbasins		Article no.		Euro					pcs/ pal.	kg/ pc.
				white (alpin)*	pergamon*	star white Basic colours	Matt colours Colorline	Décor		
Ceramic models also available in <b>ceramicplus</b> Registered design										
	<b>Subway Vanity washbasin</b> Also available without tap hole Furniture programme Central Line to match 1000 x 485 mm ○○○○ 1000 x 485 mm ○ ○ Hole (35 mm) for soap dispenser on left Suitable soap dispenser is available from Dornbracht	<b>6116</b>	<b>10 XX</b>	567,00	681,00	744,00	971,00	-	10	29,8
		<b>6116</b>	<b>1S XX</b>	599,00	713,00	776,00	1.003,00	-	12	28,0
	<b>Pedestal</b>	<b>7250</b>	<b>50 XX</b>	125,00	150,00	213,00	263,00	-	48	8,2
	 <b>Trap cover</b> incl. fastening set „Smart fix“	<b>7264</b>	<b>00 XX</b>	132,00	159,00	222,00	275,00	-	52	6,8
	<b>Subway Vanity washbasin</b> Also available without tap hole Furniture programme Central Line to match 800 x 485 mm ○○○○ 800 x 485 mm ○ ○ Hole (35 mm) for soap dispenser on left Suitable soap dispenser is available from Dornbracht	<b>6116</b>	<b>80 XX</b>	461,00	554,00	617,00	801,00	-	8	26,4
		<b>6116</b>	<b>8S XX</b>	493,00	586,00	649,00	833,00	-	8	24,0
	<b>Pedestal</b>	<b>7250</b>	<b>50 XX</b>	125,00	150,00	213,00	263,00	-	48	8,2
	 <b>Trap cover</b> incl. fastening set „Smart fix“	<b>7264</b>	<b>00 XX</b>	132,00	159,00	222,00	275,00	-	52	6,8
 <p><i>For cut washbasins please specify the exact dimensions, see order form in the appendix to the price list</i></p>	<b>Variable Double vanity washbasin</b> Without hole for soap dispenser Incl. waste outlet valve with integral overflow 1600 x 510 mm 2X○○○○ uncut Furniture programme Central Line to match	<b>5147</b>	<b>H0 XX</b>	937,00	1.125,00	-	-	-	10	40,0
	1600 x 510 mm 2X○○○○ width reduced on left or right to 1450 mm Cut model (edges not glazed) only suitable for installation in a niche or between two side cabinets (minimum depth = 330 mm)	<b>5147</b>	<b>HA XX</b>	999,00	1.187,00	-	-	-	8	40,0
	1600 x 510 mm 2X○○○○ width reduced on both sides to 1300 mm Cut model (edges not glazed) only suitable for installation in a niche or between two side cabinets (minimum depth = 330 mm)	<b>5147</b>	<b>HC XX</b>	1.061,00	1.249,00	-	-	-	15	40,0
	<b>Trap cover</b> incl. fastening set „Smart fix“	<b>5244</b>	<b>00 XX</b>	160,00	192,00	255,00	319,00	-	40	9,0
	<b>Towel holder</b> Fastening set included (optional)	<b>9746</b>	<b>10 D7</b>	153,00					40	2,0
	Stainless steel									

XX = Colour code to be indicated  
 01 = white alpin 09 = pergamon R2 = star white ceramicplus  
 Basic colours = manhattan ceramicplus R5  
 Matt colours Colorline = edelweiss ceramicplus S3  
 Décor = star white Art Déco ceramicplus U8

\* Ceramic models also available in ceramicplus, colour code and surcharge see flip-out page





# Sanitaryware and Bathroom Furniture Price List No. 8 - 2009

Vanity washbasins		Euro							pcs/ pal.	kg/ pc.	
		Article no.	white (alpin)*	pergamon*	star white Basic colours	Matt colours Colorline	Décor				
Ceramic models also available in <b>ceramicplus</b> Registered design  <p><i>For cut washbasins please specify the exact dimensions, see order form in the appendix to the price list</i></p>											
<b>Variable</b> <b>Double vanity washbasin</b> Holes (35 mm) for soap dispenser on outer sides of basin Incl. waste outlet valve with integral overflow Suitable soap dispenser is available from Dornbracht											
1600 x 510 mm 2xO  uncut Furniture programme Central Line to match		5147	HS	XX	969,00	1.157,00	-	-	-	7	40,0
1600 x 510 mm 2xO  width reduced on left or right to 1450 mm Cut model (edges not glazed) only suitable for installation in a niche or between two side cabinets (minimum depth = 330 mm)		5147	HB	XX	1.031,00	1.219,00	-	-	-	8	40,0
1600 x 510 mm 2xO  width reduced on both sides to 1300 mm Cut model (edges not glazed) only suitable for installation in a niche or between two side cabinets (minimum depth = 330 mm)		5147	HD	XX	1.093,00	1.281,00	-	-	-	15	40,0
<b>Towel holder</b> Fastening set included (optional) Stainless steel		9746	10	D7	153,00					40	2,0
 <p><i>For cut washbasins please specify the exact dimensions, see order form in the appendix to the price list</i></p>											
<b>Variable</b> <b>Vanity washbasin</b> Without hole for soap dispenser Incl. waste outlet valve with integral overflow Furniture programme Central Line to match											
1800 x 510 mm  uncut		5159	i0	XX	880,00	1.056,00	-	-	-	12	32,0
1800 x 510 mm  width reduced on left or right to 1225 mm Cut model (edges not glazed) only suitable for installation in a niche or between two side cabinets (minimum depth = 330 mm)		5159	iA	XX	942,00	1.118,00	-	-	-	7	32,0
1800 x 510 mm  width reduced on both sides to 650 mm Cut model (edges not glazed) only suitable for installation in a niche or between two side cabinets (minimum depth = 330 mm)		5159	iC	XX	1.004,00	1.180,00	-	-	-	24	32,0
 <b>Trap cover</b> incl. fastening set „Smart fix“		5244	00	XX	160,00	192,00	not available in: R5 255,00	319,00	-	40	9,0
<b>Towel holder</b> Fastening set included (optional) Stainless steel		9746	10	D7	153,00					40	2,0

XX = Colour code to be indicated  
 01 = white alpin 09 = pergamon R2 = star white ceramicplus  
 Basic colours = manhattan ceramicplus R5  
 Matt colours Colorline = edelweiss ceramicplus S3  
 Décor = star white Art Déco ceramicplus U8

\* Ceramic models also available in ceramicplus, colour code and surcharge see flip-out page








# Sanitaryware and Bathroom Furniture Price List No. 8 - 2009

Vanity washbasins		Article no.		Euro					pcs/ pal.	kg/ pc.	
				white (alpin)*	pergamon*	star white Basic colours	Matt colours Colorline	Décor			
Ceramic models also available in <b>ceramicplus</b> Registered design  <p><i>For cut washbasins please specify the exact dimensions, see order form in the appendix to the price list</i></p>											
<b>Variable Vanity washbasin</b> Hole (35 mm) for soap dispenser on left Incl. waste outlet valve with integral overflow Suitable soap dispenser is available from Dornbracht Furniture programme Central Line to match 1800 x 510 mm ○ ● ● ● uncut		<b>5159</b>	<b>iS</b>	<b>XX</b>	912,00	1.088,00	-	-	-	24	32,0
1800 x 510 mm ○ ● ● ● width reduced on left or right to 1225 mm Cut model (edges not glazed) only suitable for installation in a niche or between two side cabinets (minimum depth = 330 mm)		<b>5159</b>	<b>iB</b>	<b>XX</b>	974,00	1.150,00	-	-	-	7	32,0
1800 x 510 mm ○ ● ● ● width reduced on both sides to 650 mm Cut model (edges not glazed) only suitable for installation in a niche or between two side cabinets (minimum depth = 330 mm)		<b>5159</b>	<b>iD</b>	<b>XX</b>	1.036,00	1.212,00	-	-	-	8	32,0
<b>Towel holder</b> Fastening set included (optional) Stainless steel		<b>9746</b>	<b>10</b>	<b>D7</b>	153,00					40	2,0
											
<b>Variable Vanity washbasin</b> 1000 x 510 mm ○ ○ ● ● ● ● Without hole for soap dispenser Incl. waste outlet valve with integral overflow Furniture programme Central Line to match		<b>5153</b>	<b>A0</b>	<b>XX</b>	588,00	706,00	-	-	-	8	25,0
 <b>Trap cover</b> incl. fastening set „Smart fix“		<b>5244</b>	<b>00</b>	<b>XX</b>	160,00	192,00	not available in: R5 255,00	319,00	-	40	9,0
<b>Towel holder</b> Fastening set included (optional) Stainless steel		<b>9746</b>	<b>10</b>	<b>D7</b>	153,00					40	2,0
											
<b>Variable Vanity washbasin</b> 1000 x 510 mm ○ ● ● ● Hole (35 mm) for soap dispenser on left Incl. waste outlet valve with integral overflow Suitable soap dispenser is available from Dornbracht Furniture programme Central Line to match		<b>5153</b>	<b>AS</b>	<b>XX</b>	620,00	738,00	-	-	-	10	25,0
<b>Towel holder</b> Fastening set included (optional) Stainless steel		<b>9746</b>	<b>10</b>	<b>D7</b>	153,00					40	2,0

XX = Colour code to be indicated  
 01 = white alpin 09 = pergamon R2 = star white ceramicplus  
 Basic colours = manhattan ceramicplus R5  
 Matt colours Colorline = edelweiss ceramicplus S3  
 Décor = star white Art Déco ceramicplus U8

\* Ceramic models also available in ceramicplus, colour code and surcharge see flip-out page






# Sanitaryware and Bathroom Furniture Price List No. 8 - 2009

Vanity washbasins		Euro							pcs/ pal.	kg/ pc.	
		Article no.	white (alpin)*	pergamon*	star white Basic colours	Matt colours Colorline	Décor				
Ceramic models also available in <b>ceramicplus</b> Registered design  <p><i>For cut washbasins please specify the exact dimensions, see order form in the appendix to the price list</i></p> 		<b>Variable</b>									
<b>Vanity washbasin</b> Without hole for soap dispenser Incl. waste outlet valve with integral overflow 1000 x 510 mm  Bowl right uncut Furniture programme Central Line to match		<b>5157</b>	<b>A0</b>	<b>XX</b>	588,00	706,00	-	-	-	10	23,0
1000 x 510 mm  Bowl right width reduced on left to 600 mm Cut model (edges not glazed) only suitable for installation in a niche or between two side cabinets (minimum depth = 330 mm)		<b>5157</b>	<b>AA</b>	<b>XX</b>	650,00	768,00	-	-	-	10	23,0
<b>Trap cover</b> incl. fastening set „Smart fix“		<b>5244</b>	<b>00</b>	<b>XX</b>	160,00	192,00	not available in: R5 255,00	319,00	-	40	9,0
<b>Towel holder</b> Fastening set included (optional) Stainless steel		<b>9746</b>	<b>20</b>	<b>D7</b>	153,00					40	2,0
 <p><i>For cut washbasins please specify the exact dimensions, see order form in the appendix to the price list</i></p>		<b>Variable</b>									
<b>Vanity washbasin</b> Hole (35 mm) for soap dispenser on left Incl. waste outlet valve with integral overflow Suitable soap dispenser is available from Dornbracht 1000 x 510 mm  Bowl right uncut Furniture programme Central Line to match		<b>5157</b>	<b>AS</b>	<b>XX</b>	620,00	738,00	-	-	-	10	23,0
1000 x 510 mm  Bowl right width reduced on left to 600 mm Cut model (edges not glazed) only suitable for installation in a niche or between two side cabinets (minimum depth = 330 mm)		<b>5157</b>	<b>AB</b>	<b>XX</b>	682,00	800,00	-	-	-	10	23,0
<b>Towel holder</b> Fastening set included (optional) Stainless steel		<b>9746</b>	<b>20</b>	<b>D7</b>	153,00					40	2,0

XX = Colour code to be indicated  
 01 = white alpin 09 = pergamon R2 = star white ceramicplus  
 Basic colours = manhattan ceramicplus R5  
 Matt colours Colorline = edelweiss ceramicplus S3  
 Décor = star white Art Déco ceramicplus U8

\* Ceramic models also available in ceramicplus, colour code and surcharge see flip-out page

# Sanitaryware and Bathroom Furniture Price List No. 8 - 2009


























Vanity washbasins		Article no.		Euro					pcs/ pal.	kg/ pc.
				white (alpin)*	pergamon*	star white Basic colours	Matt colours Colorline	Décor		
Ceramic models also available in <b>ceramicplus</b> Registered design  <p><i>For cut washbasins please specify the exact dimensions, see order form in the appendix to the price list</i></p> 										
<b>Variable Vanity washbasin</b> Without hole for soap dispenser Incl. waste outlet valve with integral overflow 1000 x 510 mm ○○○○ Bowl left uncut Furniture programme Central Line to match		<b>5158</b>	<b>A0 XX</b>	588,00	706,00	-	-	-	10	23,0
1000 x 510 mm ○○○○ Bowl left width reduced on right to 600 mm Cut model (edges not glazed) only suitable for installation in a niche or between two side cabinets (minimum depth = 330 mm)		<b>5158</b>	<b>AA XX</b>	650,00	768,00	-	-	-	10	23,0
<b>Trap cover</b> incl. fastening set „Smart fix“		<b>5244</b>	<b>00 XX</b>	160,00	192,00	not available in: R5 255,00 319,00		-	40	9,0
<b>Towel holder</b> Fastening set included (optional) Stainless steel		<b>9746</b>	<b>30 D7</b>	153,00					40	2,0
 <p><i>For cut washbasins please specify the exact dimensions, see order form in the appendix to the price list</i></p>										
<b>Variable Vanity washbasin</b> Hole (35 mm) for soap dispenser on left Incl. waste outlet valve with integral overflow Suitable soap dispenser is available from Dornbracht 1000 x 510 mm ○○○○		<b>5158</b>	<b>AS XX</b>	620,00	738,00	-	-	-	10	23,0
Bowl left uncut Furniture programme Central Line to match 1000 x 510 mm ○○○○ Bowl left width reduced on right to 600 mm Cut model (edges not glazed) only suitable for installation in a niche or between two side cabinets (minimum depth = 330 mm)		<b>5158</b>	<b>AB XX</b>	682,00	800,00	-	-	-	10	23,0
<b>Towel holder</b> Fastening set included (optional) Stainless steel		<b>9746</b>	<b>30 D7</b>	153,00					40	2,0
 										
<b>Variable Vanity washbasin</b> 800 x 510 mm ○○○○ Without hole for soap dispenser Incl. waste outlet valve with integral overflow Furniture programme Central Line to match		<b>5152</b>	<b>80 XX</b>	478,00	574,00	-	-	-	10	21,0
<b>Trap cover</b> incl. fastening set „Smart fix“		<b>5244</b>	<b>00 XX</b>	160,00	192,00	not available in: R5 255,00 319,00		-	40	9,0
<b>Towel holder</b> Fastening set included (optional) Stainless steel		<b>9746</b>	<b>10 D7</b>	153,00					40	2,0

XX = Colour code to be indicated  
 01 = white alpin 09 = pergamon R2 = star white ceramicplus  
 Basic colours = manhattan ceramicplus R5  
 Matt colours Colorline = edelweiss ceramicplus S3  
 Décor = star white Art Déco ceramicplus U8

\* Ceramic models also available in ceramicplus, colour code and surcharge see flip-out page















# Sanitaryware and Bathroom Furniture Price List No. 8 - 2009

Vanity washbasins		Article no.		Euro					pcs/ pal.	kg/ pc.
				white (alpin)*	pergamon*	star white Basic colours	Matt colours Colorline	Décor		
 <b>Variable Vanity washbasin</b> 800 x 510 mm  Hole (35 mm) for soap dispenser on left Incl. waste outlet valve with integral overflow Suitable soap dispenser is available from Dornbracht Furniture programme Central Line to match  <b>Towel holder</b> Fastening set included (optional) Stainless steel	<b>5152</b>	<b>8S</b>	<b>XX</b>	510,00	606,00	-	-	-	10	21,0
	<b>9746</b>	<b>10</b>	<b>D7</b>	153,00					40	2,0
 <b>Velvet Double vanity washbasin</b> 1300 x 550 mm     Without hole for soap dispenser with chrome overflow cap Furniture programme Central Line to match  <b>Trap cover</b> Fastening set included	<b>7191</b>	<b>13</b>	<b>XX</b>	1.214,00	1.457,00	1.520,00	-	-	8	38,0
	<b>7207</b>	<b>00</b>	<b>XX</b>	167,00	201,00	264,00	331,00	-	40	7,8
 <b>Velvet Double vanity washbasin</b> 1300 x 550 mm     <i>to be discontinued</i> Holes (35 mm) for soap dispenser on outer sides of basin with chrome overflow cap Installation possible only without trap cover Suitable soap dispenser is available from Dornbracht Furniture programme Central Line to match	<b>7191</b>	<b>1S</b>	<b>XX</b>	1.246,00	1.489,00	1.552,00	-	-	8	41,0
	<b>7207</b>	<b>00</b>	<b>XX</b>	167,00	201,00	264,00	331,00	-	40	7,8
 <b>Velvet Vanity washbasin</b> 1450 x 500 mm     <i>to be discontinued</i> Without hole for soap dispenser with chrome overflow cap  <b>Trap cover</b> Fastening set included	<b>7190</b>	<b>14</b>	<b>XX</b>	1.214,00	1.457,00	1.520,00	-	-	6	34,0
	<b>7207</b>	<b>00</b>	<b>XX</b>	167,00	201,00	264,00	331,00	-	40	7,8
 <b>Velvet Vanity washbasin</b> 1000 x 545 mm     Without hole for soap dispenser with chrome overflow cap Furniture programmes Central Line and Gejo to match  <b>Trap cover</b> Fastening set included	<b>7192</b>	<b>10</b>	<b>XX</b>	774,00	929,00	992,00	-	-	8	28,0
	<b>7207</b>	<b>00</b>	<b>XX</b>	167,00	201,00	264,00	331,00	-	40	7,8
 <b>Velvet Vanity washbasin</b> 1000 x 545 mm   <i>to be discontinued</i> Hole (35 mm) for soap dispenser on left with chrome overflow cap Installation possible only without trap cover Suitable soap dispenser is available from Dornbracht Furniture programmes Central Line and Gejo to match	<b>7192</b>	<b>1S</b>	<b>XX</b>	806,00	961,00	1.024,00	-	-	8	30,0
	<b>7207</b>	<b>00</b>	<b>XX</b>	167,00	201,00	264,00	331,00	-	40	7,8

XX = Colour code to be indicated  
 01 = white alpin 09 = pergamon R2 = star white ceramicplus  
 Basic colours = manhattan ceramicplus R5  
 Matt colours Colorline = edelweiss ceramicplus S3  
 Décor = star white Art Déco ceramicplus U8

\* Ceramic models also available in ceramicplus, colour code and surcharge see flip-out page




# Sanitaryware and Bathroom Furniture Price List No. 8 - 2009

Vanity washbasins		Article no.		Euro					pcs/ pal.	kg/ pc.	
				white (alpin)*	pergamon*	star white Basic colours	Matt colours Colorline	Décor			
	<b>Velvet Vanity washbasin</b> 800 x 525 mm  Without hole for soap dispenser with chrome overflow cap Furniture programme Central Line to match	<b>7192</b>	<b>80</b>	<b>XX</b>	680,00	816,00	not available in: R5 879,00	-	-	10	23,2
	<b>Trap cover</b> Fastening set included	<b>7207</b>	<b>00</b>	<b>XX</b>	167,00	201,00	264,00	331,00	-	40	7,8
	<b>Velvet Vanity washbasin</b> 800 x 525 mm  <i>to be discontinued</i> Hole (35 mm) for soap dispenser on left with chrome overflow cap Installation possible only without trap cover Suitable soap dispenser is available from Dornbracht Furniture programme Central Line to match	<b>7192</b>	<b>8S</b>	<b>XX</b>	712,00	848,00	not available in: R5 911,00	-	-	10	22,1
	<b>Trap cover</b>										
	<b>Volano Double vanity washbasin</b> 1305 x 560 mm 2x 	<b>6109</b>	<b>13</b>	<b>XX</b>	1.502,00	1.803,00	-	-	-	8	42,6
	<b>Trap cover</b>	<b>7258</b>	<b>00</b>	<b>XX</b>	294,00	352,00	-	-	-	48	8,7
	<b>Volano Vanity washbasin</b> 1005 x 555 mm 	<b>6108</b>	<b>10</b>	<b>XX</b>	882,00	1.059,00	-	-	-	8	28,0
	<b>Trap cover</b>	<b>7258</b>	<b>00</b>	<b>XX</b>	294,00	352,00	-	-	-	48	8,7
	<b>Volano Vanity washbasin</b> 805 x 540 mm 	<b>6108</b>	<b>80</b>	<b>XX</b>	766,00	920,00	-	-	-	10	23,0
	<b>Trap cover</b>	<b>7258</b>	<b>00</b>	<b>XX</b>	294,00	352,00	-	-	-	48	8,7
	<b>Volano Vanity washbasin</b> 705 x 530 mm 	<b>6108</b>	<b>70</b>	<b>XX</b>	709,00	851,00	-	-	-	15	20,3
	<b>Trap cover</b>	<b>7258</b>	<b>00</b>	<b>XX</b>	294,00	352,00	-	-	-	48	8,7

XX = Colour code to be indicated  
 01 = white alpin 09 = pergamon R2 = star white ceramicplus  
 Basic colours = manhattan ceramicplus R5  
 Matt colours Colorline = edelweiss ceramicplus S3  
 Décor = star white Art Déco ceramicplus U8

\* Ceramic models also available in ceramicplus, colour code and surcharge see flip-out page




















# Sanitaryware and Bathroom Furniture Price List No. 8 - 2009

Undercounter washbasins		Article no.		Euro				pcs/ pal.	kg/ pc.
				white (alpin)*	pergamon*	star white Basic colours	Matt colours Colorline		
Ceramic models also available in <b>ceramicplus</b> Registered design									
 <p><b>Evana</b> <b>Undercounter washbasin</b> Outside surface glazed Fastening set included The hole for the washbasin can only be cut out using the original washbasin because tolerances of several millimetres are possible</p>	6144 00 XX	322,00	387,00	450,00	-	15	14,2		
	6147 00 XX	215,00	258,00	321,00	-	28	10,2		
	6147 46 XX	208,00	250,00	313,00	-	32	7,9		
	6147 38 XX	185,00	222,00	285,00	-	48	6,9		
 <p><b>NewWave</b> <b>Undercounter washbasin</b> Outside surface glazed Fastening set included The hole for the washbasin can only be cut out using the original washbasin because tolerances of several millimetres are possible</p>									
	5192 50 XX	345,00	414,00	477,00	-	15	13,7		
	5192 51 XX	376,00	445,00	508,00	-	15	13,7		
	*Please note: unclosable outlet valve must be used with models without overflow  <b>Unclosable outlet valve</b> (optional) chrome		8798 50 61	50,00				150	0,5
 <p><b>Loop &amp; Friends</b> <b>Undercounter washbasin</b> Outside surface glazed The hole for the washbasin can only be cut out using the original washbasin because tolerances of several millimetres are possible, Installation possible in natural stone and laminate countertops</p>	6180 43 XX	287,00	345,00	408,00	-	18	13,5		
	6180 38 XX	266,00	320,00	383,00	-	18	11,2		
	6180 33 XX	243,00	292,00	355,00	-	36	7,9		
	6180 28 XX	222,00	267,00	330,00	-	36	6,1		

XX = Colour code to be indicated  
 01 = white alpin 09 = pergamon R2 = star white ceramicplus  
 Basic colours = beige ceramicplus R4, manhattan ceramicplus R5  
 Matt colours Colorline = edelweiss ceramicplus S3

\* Ceramic models also available in ceramicplus, colour code and surcharge see flip-out page











# Sanitaryware and Bathroom Furniture Price List No. 8 - 2009

Undercounter washbasins		Article no.		Euro				pcs/ pal.	kg/ pc.
				white (alpin)*	pergamon*	star white Basic colours	Matt colours Colorline		
Ceramic models also available in ceramicplus Registered design 				not available in: R4, R5					
<b>Loop &amp; Friends</b> <b>Undercounter washbasin</b> Outside surface glazed Fastening set included The hole for the washbasin can only be cut out using the original washbasin because tolerances of several millimetres are possible, Installation possible in natural stone and laminate countertops									
440 mm Diameter*  without tap hole area		<b>6181</b>	<b>43 XX</b>	318,00	376,00	439,00	-	18	13,6
380 mm Diameter*  without tap hole area		<b>6181</b>	<b>38 XX</b>	297,00	351,00	414,00	-	18	11,0
330 mm Diameter*  without tap hole area		<b>6181</b>	<b>33 XX</b>	274,00	323,00	386,00	-	24	7,7
280 mm Diameter*  without tap hole area		<b>6181</b>	<b>28 XX</b>	253,00	298,00	361,00	-	36	5,8
*Please note: unclosable outlet valve must be used with models without overflow  <b>Unclosable outlet valve</b> (optional)									
chrome		<b>8798</b>	<b>50 61</b>	50,00				150	0,5
				not available in: R4, R5					
<b>Loop &amp; Friends</b> <b>Undercounter washbasin</b> Outside surface glazed Fastening set included The hole for the washbasin can only be cut out using the original washbasin because tolerances of several millimetres are possible									
440 mm Diameter   		<b>5180</b>	<b>40 XX</b>	316,00	380,00	443,00	-	18	13,2
375 mm Diameter   		<b>5180</b>	<b>30 XX</b>	267,00	321,00	384,00	-	18	10,0
				not available in: R4, R5					
<b>Loop &amp; Friends</b> <b>Undercounter washbasin</b> Outside surface glazed Fastening set included The hole for the washbasin can only be cut out using the original washbasin because tolerances of several millimetres are possible									
440 mm Diameter*   		<b>5180</b>	<b>41 XX</b>	347,00	411,00	474,00	-	18	9,8
375 mm Diameter*   		<b>5180</b>	<b>31 XX</b>	298,00	352,00	415,00	-	18	11,0
*Please note: unclosable outlet valve must be used with models without overflow  <b>Unclosable outlet valve</b> (optional)									
chrome		<b>8798</b>	<b>50 61</b>	50,00				150	0,5

XX = Colour code to be indicated  
 01 = white alpin 09 = pergamon R2 = star white ceramicplus  
 Basic colours = beige ceramicplus R4, manhattan ceramicplus R5  
 Matt colours Colorline = edelweiss ceramicplus S3

\* Ceramic models also available in ceramicplus, colour code and surcharge see flip-out page

















# Sanitaryware and Bathroom Furniture Price List No. 8 - 2009

Undercounter washbasins		Article no.		Euro				pcs/ pal.	kg/ pc.	
				white (alpin)*	pergamon*	star white Basic colours	Matt colours Colorline			
Ceramic models also available in ceramicplus Registered design										
	<b>Loop &amp; Friends</b> <b>Undercounter washbasin</b> Outside surface glazed incl. extended ball rod for pop-up waste, Fastening set included The hole for the washbasin can only be cut out using the original washbasin because tolerances of several millimetres are possible, Installation possible in natural stone and laminate countertops 380 x 380 mm  without tap hole area 340 x 340 mm  without tap hole area	6162	20	XX	277,00	333,00	396,00	-	28	13,3
		6162	10	XX	253,00	304,00	367,00	-	28	9,4
		not available in: R4, R5								
	<b>Loop &amp; Friends</b> <b>Undercounter washbasin</b> Outside surface glazed Fastening set included The hole for the washbasin can only be cut out using the original washbasin because tolerances of several millimetres are possible, Installation possible in natural stone and laminate countertops 380 x 380 mm*  without tap hole area 340 x 340 mm*  without tap hole area  *Please note: unclosable outlet valve must be used with models without overflow  <b>Unclosable outlet valve</b> (optional) chrome	6162	21	XX	308,00	364,00	427,00	-	28	13,2
		6162	11	XX	284,00	335,00	398,00	-	28	10,1
		not available in: R4, R5								
	<b>Loop &amp; Friends</b> <b>Undercounter washbasin</b> 415 x 415 mm  Outside surface glazed Fastening set included The hole for the washbasin can only be cut out using the original washbasin because tolerances of several millimetres are possible	5162	40	XX	331,00	398,00	461,00	-	18	17,1
		not available in: R4, R5								
	<b>Loop &amp; Friends</b> <b>Undercounter washbasin</b> 415 x 415 mm*  Outside surface glazed Fastening set included The hole for the washbasin can only be cut out using the original washbasin because tolerances of several millimetres are possible  *Please note: unclosable outlet valve must be used with models without overflow  <b>Unclosable outlet valve</b> (optional) chrome	5162	41	XX	362,00	429,00	492,00	-	18	12,8
		8798	50	61	50,00				150	0,5

XX = Colour code to be indicated  
 01 = white alpin 09 = pergamon R2 = star white ceramicplus  
 Basic colours = beige ceramicplus R4, manhattan ceramicplus R5  
 Matt colours Colorline = edelweiss ceramicplus S3

\* Ceramic models also available in ceramicplus, colour code and surcharge see flip-out page












# Sanitaryware and Bathroom Furniture Price List No. 8 - 2009

Undercounter washbasins		Article no.		Euro				pcs/ pal.	kg/ pc.	
				white (alpin)*	pergamon*	star white Basic colours	Matt colours Colorline			
Ceramic models also available in ceramicplus Registered design										
	<b>Loop &amp; Friends Undercounter washbasin</b> Outside surface glazed The hole for the washbasin can only be cut out using the original washbasin because tolerances of several millimetres are possible, Installation possible in natural stone and laminate countertops				not available in: R4, R5					
	560 x 375 mm  incl. extended ball rod for pop-up waste Fastening set included without tap hole area	<b>6161</b>	<b>30</b>	<b>XX</b>	335,00	402,00	465,00	-	15	8,0
	485 x 325 mm  incl. extended ball rod for pop-up waste Fastening set included without tap hole area	<b>6161</b>	<b>20</b>	<b>XX</b>	308,00	370,00	433,00	-	18	12,1
	420 x 285 mm  Fastening set included without tap hole area	<b>6161</b>	<b>10</b>	<b>XX</b>	279,00	335,00	398,00	-	28	9,1
	385 x 255 mm  Fastening set included without tap hole area	<b>6161</b>	<b>00</b>	<b>XX</b>	259,00	311,00	374,00	-	28	7,3
	<b>Loop &amp; Friends Undercounter washbasin</b> Outside surface glazed Fastening set included The hole for the washbasin can only be cut out using the original washbasin because tolerances of several millimetres are possible, Installation possible in natural stone and laminate countertops									
	560 x 375 mm*  without tap hole area	<b>6161</b>	<b>31</b>	<b>XX</b>	366,00	433,00	496,00	-	15	15,5
	485 x 325 mm*  without tap hole area	<b>6161</b>	<b>21</b>	<b>XX</b>	339,00	401,00	464,00	-	18	10,9
	420 x 285 mm*  without tap hole area	<b>6161</b>	<b>11</b>	<b>XX</b>	310,00	366,00	429,00	-	24	9,1
	385 x 255 mm*  without tap hole area	<b>6161</b>	<b>01</b>	<b>XX</b>	290,00	342,00	405,00	-	28	8,0
*Please note: unclosable outlet valve must be used with models without overflow										
<b>Unclosable outlet valve</b> (optional)										
chrome	<b>8798</b>	<b>50</b>	<b>61</b>	50,00				150	0,5	
	<b>Loop &amp; Friends Undercounter washbasin</b> Outside surface glazed Fastening set included The hole for the washbasin can only be cut out using the original washbasin because tolerances of several millimetres are possible									
	560 x 370 mm    Fastening set included	<b>5161</b>	<b>60</b>	<b>XX</b>	367,00	441,00	504,00	-	15	16,2
	485 x 315 mm   Fastening set included	<b>5161</b>	<b>50</b>	<b>XX</b>	340,00	408,00	471,00	-	18	11,7

XX = Colour code to be indicated  
01 = white alpin 09 = pergamon R2 = star white ceramicplus  
Basic colours = beige ceramicplus R4, manhattan ceramicplus R5  
Matt colours Colorline = edelweiss ceramicplus S3

\* Ceramic models also available in ceramicplus, colour code and surcharge see flip-out page












# Sanitaryware and Bathroom Furniture Price List No. 8 - 2009

Undercounter washbasins		Article no.		Euro				pcs/ pal.	kg/ pc.		
				white (alpin)*	pergamon*	star white Basic colours	Matt colours Colorline				
Ceramic models also available in <b>ceramicplus</b> Registered design											
 <p><b>Loop &amp; Friends Undercounter washbasin</b>            Outside surface glazed            Fastening set included            The hole for the washbasin can only be cut out using the original washbasin because tolerances of several millimetres are possible</p>	560 x 370 mm* 	<b>5161</b>	<b>61</b>	<b>XX</b>	398,00	472,00	535,00	-	15	17,0	
	485 x 315 mm* 	<b>5161</b>	<b>51</b>	<b>XX</b>	371,00	439,00	502,00	-	18	13,0	
	*Please note: unclosable outlet valve must be used with models without overflow										
	<b>Unclosable outlet valve</b> (optional) chrome		<b>8798</b>	<b>50</b>	<b>61</b>	50,00				150	0,5
 <p><b>Loop &amp; Friends Undercounter washbasin</b>            Outside surface glazed            incl. extended ball rod for pop-up waste,            Fastening set included            The hole for the washbasin can only be cut out using the original washbasin because tolerances of several millimetres are possible, Installation possible in natural stone and laminate countertops</p>	615 x 390 mm  without tap hole area	<b>6163</b>	<b>20</b>	<b>XX</b>	314,00	377,00	440,00	-	15	12,0	
	540 x 345 mm  without tap hole area	<b>6163</b>	<b>00</b>	<b>XX</b>	287,00	345,00	408,00	-	18	13,8	
	450 x 280 mm  Furniture programme Shape to match without tap hole area	<b>6163</b>	<b>10</b>	<b>XX</b>	259,00	311,00	374,00	-	18	9,8	
	not available in: R4, R5										
 <p><b>Loop &amp; Friends Undercounter washbasin</b>            Outside surface glazed            Fastening set included            The hole for the washbasin can only be cut out using the original washbasin because tolerances of several millimetres are possible, Installation possible in natural stone and laminate countertops</p>	615 x 390 mm*  without tap hole area	<b>6163</b>	<b>21</b>	<b>XX</b>	345,00	408,00	471,00	-	15	18,6	
	540 x 345 mm*  without tap hole area	<b>6163</b>	<b>01</b>	<b>XX</b>	318,00	376,00	439,00	-	18	13,2	
	450 x 280 mm*  Furniture programme Shape to match without tap hole area	<b>6163</b>	<b>11</b>	<b>XX</b>	290,00	342,00	405,00	-	12	12,0	
	*Please note: unclosable outlet valve must be used with models without overflow										
<b>Unclosable outlet valve</b> (optional) chrome		<b>8798</b>	<b>50</b>	<b>61</b>	50,00				150	0,5	

XX = Colour code to be indicated  
 01 = white alpin 09 = pergamon R2 = star white ceramicplus  
 Basic colours = beige ceramicplus R4, manhattan ceramicplus R5  
 Matt colours Colorline = edelweiss ceramicplus S3

\* Ceramic models also available in ceramicplus, colour code and surcharge see flip-out page

# Sanitaryware and Bathroom Furniture Price List No. 8 - 2009







Undercounter washbasins		Article no.		Euro				pcs/ pal.	kg/ pc.	
				white (alpin)*	pergamon*	star white Basic colours	Matt colours Colorline			
Ceramic models also available in ceramicplus Registered design										
	<b>Loop &amp; Friends Undercounter washbasin</b> Outside surface glazed Fastening set included The hole for the washbasin can only be cut out using the original washbasin because tolerances of several millimetres are possible									
		615 x 390 mm  540 x 340 mm 	<b>5163 60 XX</b> <b>5163 50 XX</b>	346,00 315,00	416,00 378,00	479,00 441,00	- -	not available in: R4, R5	15 18	17,4 13,5
	<b>Loop &amp; Friends Undercounter washbasin</b> Outside surface glazed Fastening set included The hole for the washbasin can only be cut out using the original washbasin because tolerances of several millimetres are possible									
		615 x 390 mm*  540 x 340 mm* 	<b>5163 61 XX</b> <b>5163 51 XX</b>	377,00 346,00	447,00 409,00	510,00 472,00	- -	not available in: R4, R5	15 18	19,0 15,0
		*Please note: unclosable outlet valve must be used with models without overflow  <b>Unclosable outlet valve</b> (optional) chrome	<b>8798 50 61</b>	50,00					150	0,5
	<b>Omnia classic Undercounter washbasin</b> Fastening set included The hole for the washbasin can only be cut out using the original washbasin because tolerances of several millimetres are possible, Installation possible in natural stone and laminate countertops									
		560 x 390 mm  500 x 370 mm 	<b>7128 57 XX</b> <b>7128 50 XX</b>	296,00 278,00	356,00 334,00	419,00 397,00	537,00 508,00	not available in: R2	15 18	13,8 12,0
	<b>Omnia classic Undercounter washbasin</b> 400 mm Diameter  Fastening set included The hole for the washbasin can only be cut out using the original washbasin because tolerances of several millimetres are possible Installation possible in natural stone and laminate countertops	<b>7127 40 XX</b>	256,00	308,00	371,00	473,00	not available in: R2	18	10,8	

XX = Colour code to be indicated  
 01 = white alpin 09 = pergamon R2 = star white ceramicplus  
 Basic colours = beige ceramicplus R4, manhattan ceramicplus R5  
 Matt colours Colorline = edelweiss ceramicplus S3

\* Ceramic models also available in ceramicplus, colour code and surcharge see flip-out page












## Sanitaryware and Bathroom Furniture Price List No. 8 - 2009

Semi-recessed washbasins		Article no.		Euro				pcs/ pal.	kg/ pc.
				white (alpin)*	pergamon*	star white Basic colours	Matt colours Colorline		
Ceramic models also available in ceramicplus									
Registered design									
	<b>Amica</b> <b>Semi-recessed washbasin</b> 560 x 455 mm ○○○○ Fastening set included	7139	55 XX	211,00	-	-	-	18	12,0
	<b>Arriba</b> <b>Semi-recessed washbasin</b> 550 x 440 mm ○○○○ Incl. template Fastening set included	7154	55 XX	282,00	339,00	402,00	515,00	18	12,5
	<b>Omnia architettura</b> <b>Semi-recessed washbasin</b> Incl. template, Fastening set included  550 x 460 mm ○○○○ 550 x 460 mm* ○○○○  *Please note: unclosable outlet valve must be used with models without overflow	5176	55 XX	281,00	338,00	-	-	12	14,0
		5176	56 XX	281,00	338,00	-	-	12	13,0
	<b>Sentique</b> <b>Semi-recessed washbasin</b> 555 x 450 mm ○○○○ Incl. template Fastening set included	5146	55 XX	321,00	386,00	449,00	577,00	12	14,0
						not available in: R5			
	<b>Subway</b> <b>Semi-recessed washbasin</b> 550 x 450 mm ○○○○ Incl. template Fastening set included	6169	55 XX	274,00	329,00	392,00	502,00	18	14,4
	<b>Sunberry</b> <b>Semi-recessed washbasin</b> 560 x 460 mm ○○○○ Incl. template Fastening set included Furniture programme Sunberry to match	5131	00 XX	358,00	430,00	493,00	-	12	15,0
						not available in: R5			

XX = Colour code to be indicated  
 01 = white alpin 09 = pergamon R2 = star white ceramicplus  
 Basic colours = manhattan ceramicplus R5  
 Matt colours Colorline = edelweiss ceramicplus S3

\* Ceramic models also available in ceramicplus, colour code and surcharge see flip-out page

## Sanitaryware and Bathroom Furniture Price List No. 8 - 2009

WC-seats and covers (discontinued collections)		Article no.			Euro					pcs/ pal.	kg/ pc.	
					white (alpin)							
Registered design												
	<b>Banditos</b> <b>WC-seat and cover</b> With chrome hinges	<b>9934</b>	<b>61</b>	<b>XX</b>	160,00						150	3,5
	<b>Epura</b> <b>WC-seat and cover</b> With chrome hinges	<b>8837</b>	<b>61</b>	<b>XX</b>	178,00						150	4,2
	<b>Helios</b> <b>WC-seat and cover</b> With chrome hinges	<b>8802</b>	<b>61</b>	<b>XX</b>	229,00						120	3,5
	<b>New Haven</b> <b>WC-seat and cover</b> With chrome hinges	<b>8830</b>	<b>61</b>	<b>XX</b>	297,00						150	3,4
	<b>Opera</b> <b>WC-seat and cover</b> With chrome hinges	<b>9923</b>	<b>61</b>	<b>XX</b>	229,00						128	3,5
	<b>Sunny</b> <b>WC-seat and cover</b> With chrome hinges	<b>8841</b>	<b>61</b>	<b>XX</b>	160,00						80	3,5
	<b>Tiora</b> <b>WC-seat and cover</b> with Quick Release hinges	<b>8807</b>	<b>00</b>	<b>XX</b>	279,00						120	3,9
	<b>Viala</b> <b>WC-seat and cover</b> With chrome hinges	<b>8818</b>	<b>61</b>	<b>XX</b>	160,00						150	3,7
	<b>Zenith</b> <b>WC-seat and cover</b> With chrome hinges	<b>8801</b>	<b>61</b>	<b>01</b>	229,00						150	3,4

*We recommend the Zaga WC-seats by Pressalit for the City Collection. Please order direct from Pressalit.*

XX = Colour code to be indicated  
01 = white alpin

# Sanitaryware and Bathroom Furniture Price List No. 8 - 2009

## Furniture programme Central Line

€uro

Registered design

### Front colours

BL Cherry  
BM White  
ED Macassar décor

### Body colours

AG Basic white  
BT Cherry  
ED Macassar décor

Front: cherry veneer (soft touch), white laminated or melamine-laminated Macassar

Body: chipboard white, cherry or melamine-laminated Macassar

Countertop: glass (15 mm) white lacquered on back or chipboard white melaminated with aluminium edge

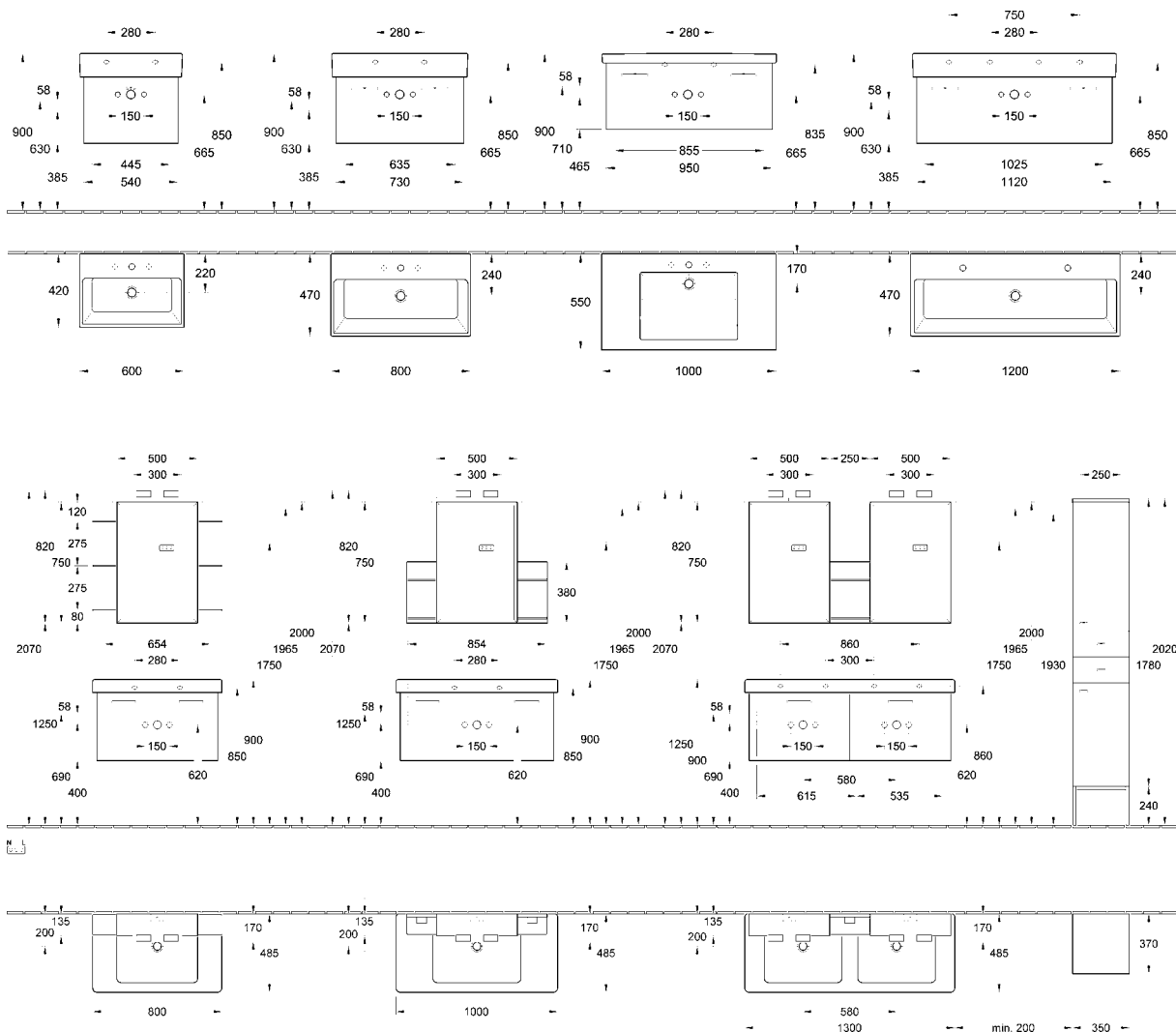
Mirror: border silver-coloured

Feet: metal powder coated, silver

Doors/pull-out elements/drawers: with soft-closing function

Greep: chrome

Produced to order / Except for: **EXPRESS DELIVERY** \*These products are always in stock



220 - 240 V mains connection, loose (protection sherpes of country, regulation 601-02-01)

Please note: Observe the protection sherpes of the country in question. Leave electrical connections to an expert.

XX = Front colour codes to be indicated  
BL = Cherry  
BM = White  
ED = Macassar décor

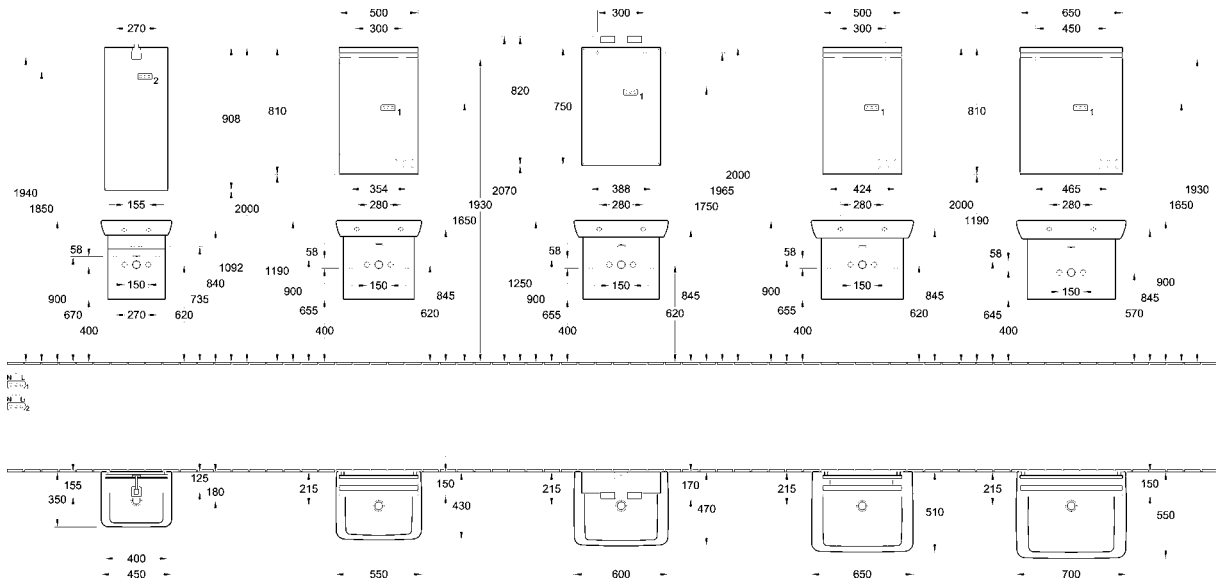
YY = Body colour codes to be indicated  
AG = Basic white  
BT = Cherry  
ED = Macassar décor

# Sanitaryware and Bathroom Furniture Price List No. 8 - 2009

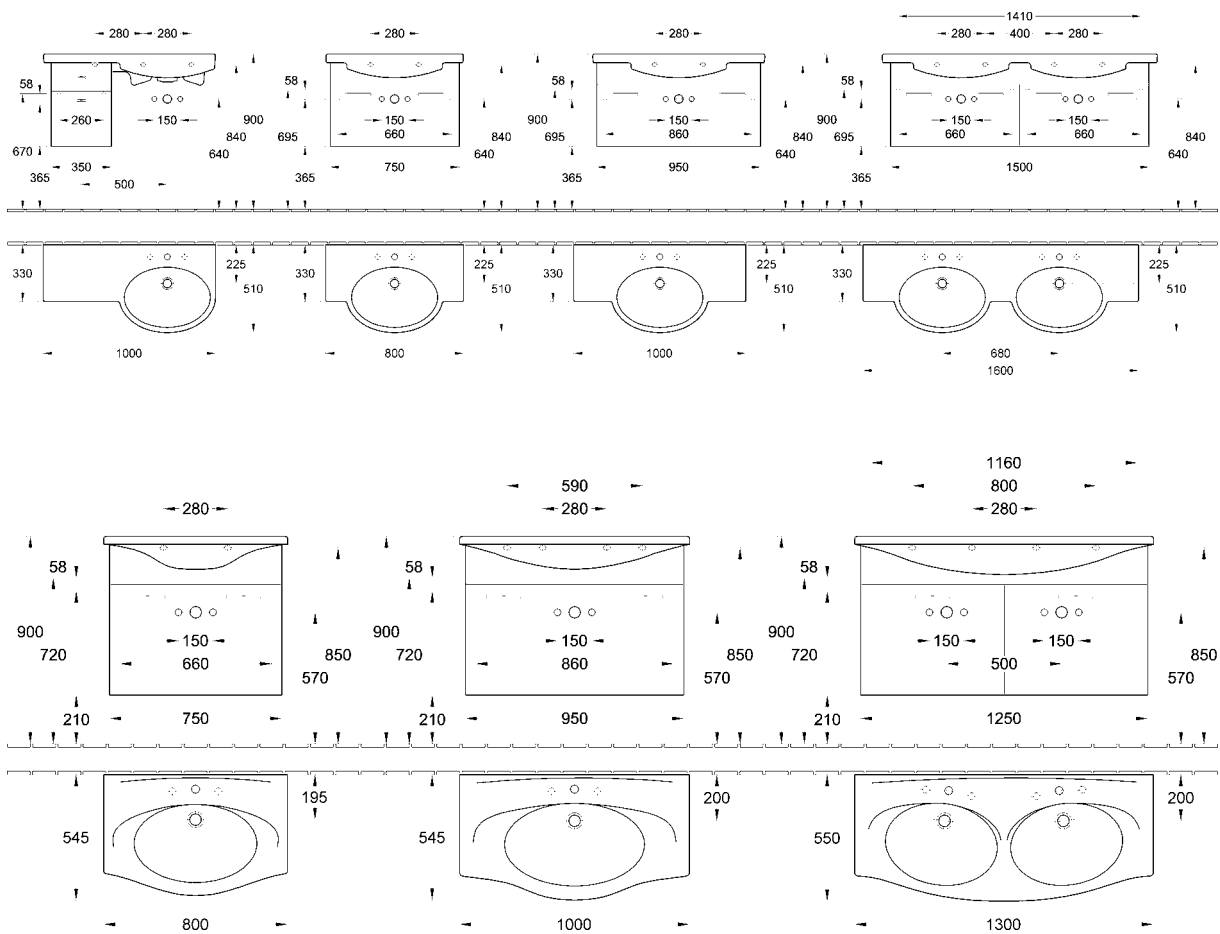
## Furniture programme Central Line

€uro

Registered design



220 - 240 V mains connection, loose (protection sherpes of country, regulation 601-02-01)  
 220 - 240 V switched main connection (protection sherpes of country, regulation 601-02-01)  
 Please note: Observe the protection sherpes of the country in question. Leave electrical connections to an expert.



XX = Front colour codes to be indicated  
 BL = Cherry  
 BM = White  
 ED = Macassar décor

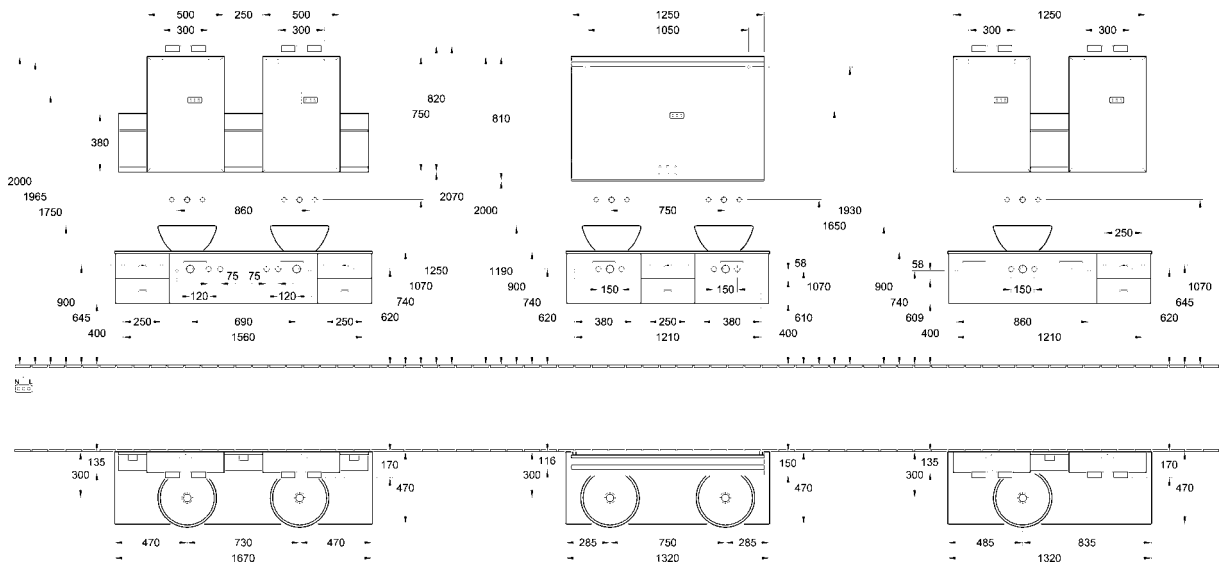
YY = Body colour codes to be indicated  
 AG = Basic white  
 BT = Cherry  
 ED = Macassar décor

# Sanitaryware and Bathroom Furniture Price List No. 8 - 2009

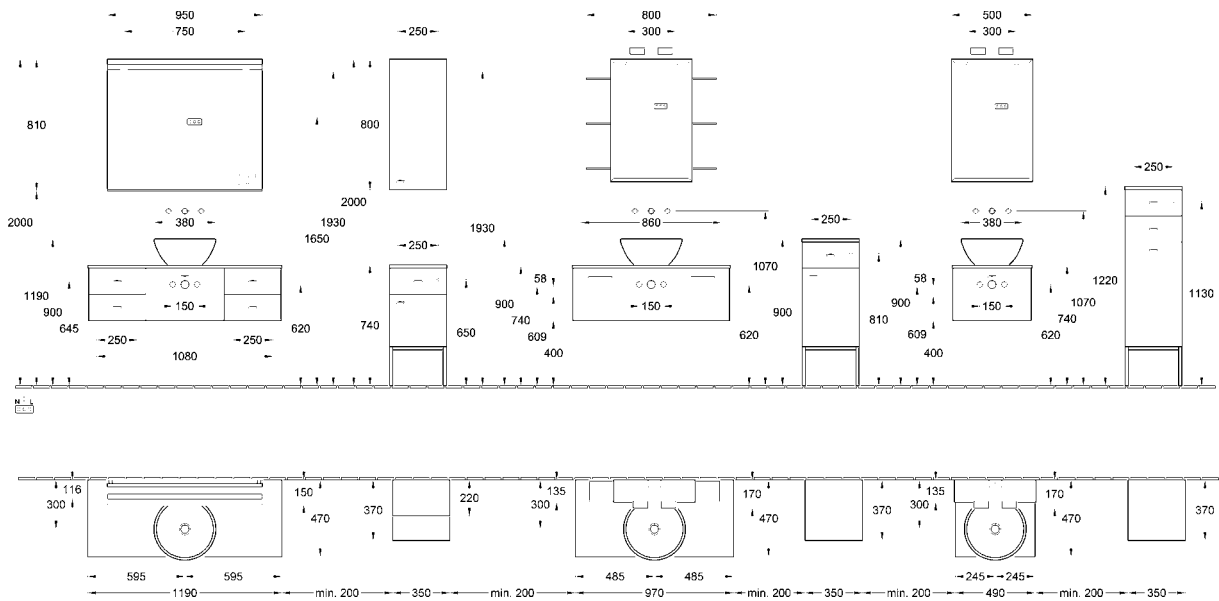
## Furniture programme Central Line

€uro

Registered design



220 - 240 V mains connection, loose (protection sherps of country, regulation 601-02-01)  
Please note: Correct functioning of the lighting is only guaranteed when the system is connected to a four-wire supply conductor!



220 - 240 V mains connection, loose (protection sherps of country, regulation 601-02-01)  
Please note: Observe the protection sherps of the country in question. Leave electrical connections to an expert.

XX = Front colour codes to be indicated  
BL = Cherry  
BM = White  
ED = Macassar décor

YY = Body colour codes to be indicated  
AG = Basic white  
BT = Cherry  
ED = Macassar décor

# Sanitaryware and Bathroom Furniture Price List No. 8 - 2009

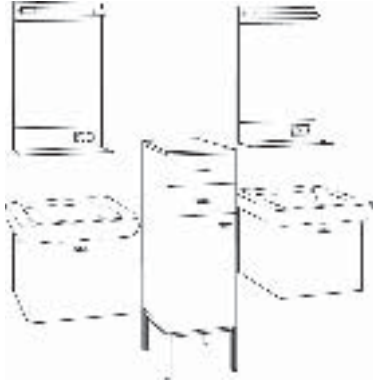
## Furniture programme Central Line

€uro

Registered design

The washbasin is to be ordered separately.

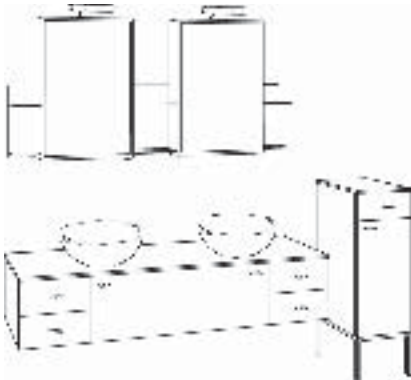
### Recommendation 1



a) 2 x Vanity unit	9871 YY XX
	9871 YY XX
b) 2 x Mirror	9885 00 XX
	9885 00 XX
c) 2 x Glass shelf	9887 01 00
	9887 01 00
d) Side cabinet	9715 YY XX
e) Metallic legs frame	9726 00 00
f) Top	9729 00 00
BL, BM, ED	<b>3.382,00</b>

The washbasin is to be ordered separately.

### Recommendation 2



a) Vanity unit	A279 YY XX
b) Countertop	9751 08 00
c) Mirror cabinet	8545 80 XX
d) Side cabinet	9712 YY XX
e) Metallic legs frame	9726 00 00
f) Top	9729 00 00
BL, BM, ED	<b>5.245,00</b>

The washbasin is to be ordered separately.

### Recommendation 3



a) Vanity unit	A278 YY XX
b) Countertop	9751 07 00
c) Mirror	9886 00 XX
d) Glass shelf	9887 03 00
BL, BM, ED	<b>2.886,00</b>

XX = Front colour codes to be indicated  
BL = Cherry  
BM = White  
ED = Macassar décor

YY = Body colour codes to be indicated  
AG = Basic white  
BT = Cherry  
ED = Macassar décor

# Sanitaryware and Bathroom Furniture Price List No. 8 - 2009

## Furniture programme Central Line

€uro

Registered design

The washbasin is to be ordered separately.

### Recommendation 4

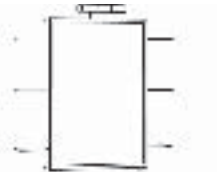


a) Vanity unit	<b>A277 YY XX</b>
b) Countertop	<b>9751 05 00</b>
c) Mirror	<b>9885 02 XX</b>
d) Glass shelf	<b>9887 03 00</b>
BL, BM, ED	<b>2.703,00</b>



The washbasin is to be ordered separately.

### Recommendation 5



a) Vanity unit	<b>A275 YY XX</b>
b) Countertop	<b>9751 03 00</b>
c) Mirror cabinet	<b>8548 10 00</b>
BL, BM, ED	<b>2.021,00</b>



The washbasin is to be ordered separately.

### Recommendation 6



a) Vanity unit	<b>9873 YY XX</b>
b) Countertop	<b>9751 00 00</b>
c) Mirror	<b>9885 00 XX</b>
d) Glass shelf	<b>9887 01 00</b>
BL, BM, ED	<b>1.408,00</b>



XX = Front colour codes to be indicated  
 BL = Cherry  
 BM = White  
 ED = Macassar décor

YY = Body colour codes to be indicated  
 AG = Basic white  
 BT = Cherry  
 ED = Macassar décor

# Sanitaryware and Bathroom Furniture Price List No. 8 - 2009

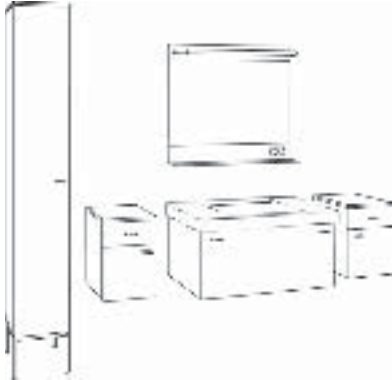
## Furniture programme Central Line

€uro

Registered design

The washbasin is to be ordered separately.

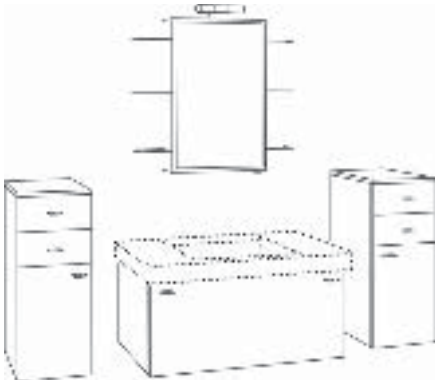
### Recommendation 7



a) Vanity unit	<b>A273 YY XX</b>
b) Mirror	<b>9885 01 XX</b>
c) Glass shelf	<b>9887 02 00</b>
d) Side cabinet	<b>9704 YY XX</b>
e) Side cabinet	<b>9705 YY XX</b>
f) Tall cabinet	<b>9719 YY XX</b>
g) Metallic legs frame	<b>9726 00 00</b>
h) 3 x Top	<b>9729 00 00</b>
	<b>9729 00 00</b>
	<b>9729 00 00</b>
BL, BM, ED	<b>3.675,00</b>

The washbasin is to be ordered separately.

### Recommendation 8



a) Vanity unit	<b>A273 YY XX</b>
b) Side cabinet	<b>9706 YY XX</b>
c) Side cabinet	<b>9707 YY XX</b>
d) 2 x Top	<b>9729 00 00</b>
	<b>9729 00 00</b>
e) Mirror cabinet	<b>8548 10 00</b>
BL, BM, ED	<b>3.292,00</b>

The washbasin is to be ordered separately.

### Recommendation 9



a) Vanity unit	<b>9745 YY XX</b>
b) Mirror	<b>9744 10 00</b>
BL, BM, ED	<b>857,00</b>

XX = Front colour codes to be indicated  
 BL = Cherry  
 BM = White  
 ED = Macassar décor

YY = Body colour codes to be indicated  
 AG = Basic white  
 BT = Cherry  
 ED = Macassar décor



# Sanitaryware and Bathroom Furniture Price List No. 8 - 2009

## Furniture programme Central Line

€uro

Registered design

The washbasins are to be ordered separately.

### Vanity unit

950 x 381 x 525 mm  
wall-mounted  
Fastening set included  
for vanity washbasins  
METRIC ART 5195 1000 mm



**A289 YY XX**

**671,00**

### Vanity unit

1120 x 381 x 435 mm  
wall-mounted  
Fastening set included  
for washbasins MEMENTO  
5133 C1/C2/C3



**A290 YY XX**

**716,00**

### Vanity unit

730 x 381 x 440 mm  
wall-mounted  
1 pull-out compartment  
  
Fastening set included  
for washbasins MEMENTO  
5133 81/83



**A291 YY XX**

**586,00**

### Vanity unit

540 x 381 x 385 mm  
wall-mounted  
1 pull-out compartment  
  
Fastening set included  
for washbasins MEMENTO  
5133 60/61/62/63



**A292 YY XX**

**492,00**

BL, BM,  
ED

### Vanity unit

1250 x 430 x 450 mm  
wall-mounted  
2 doors, 2 drawers, 2 shelves  
Fastening set included  
for SUBWAY double vanity  
washbasins 6131 1300 mm



**9867 YY XX**

**1.039,00**

### Vanity unit

1250 x 430 x 450 mm  
wall-mounted  
2 pull-out compartments, 2 pull-out  
compartments inside  
Fastening set included  
for SUBWAY double vanity  
washbasins 6131 1300 mm



**A288 YY XX**

**1.153,00**

### Vanity unit

1250 x 430 x 450 mm  
wall-mounted  
3 doors, 2 shelves  
Fastening set included  
for SUBWAY vanity washbasins  
6118 1300 mm, for SUBWAY  
double vanity washbasins  
6131 1300 mm



**9866 YY XX**

**899,00**

### Vanity unit

1250 x 430 x 450 mm  
wall-mounted  
1 pull-out compartment, 1 pull-out  
compartment inside  
Fastening set included  
for SUBWAY vanity washbasins  
6118 1300 mm, for double vanity  
washbasins LOOP 5182 D1/D2/D3



**A272 YY XX**

**805,00**

BL, BM,  
ED

### Vanity unit

950 x 430 x 450 mm  
wall-mounted  
2 doors, 1 shelf  
Fastening set included  
for SUBWAY vanity washbasins  
6116 1000 mm



**9865 YY XX**

**642,00**

### Vanity unit

950 x 430 x 450 mm  
wall-mounted  
1 pull-out compartment, 1 pull-out  
compartment inside  
Fastening set included  
for SUBWAY vanity washbasins  
6116 1000 mm, for vanity  
washbasins LOOP 5182 A1/A2



**A273 YY XX**

**695,00**

### Vanity unit

750 x 430 x 450 mm  
wall-mounted  
2 doors, 1 shelf  
Fastening set included  
for SUBWAY vanity  
washbasins 6116 800 mm



**9864 YY XX**

**568,00**

### Vanity unit

750 x 430 x 450 mm  
wall-mounted  
1 pull-out compartment, 1 pull-out  
compartment inside  
Fastening set included  
for SUBWAY vanity  
washbasins 6116 800 mm, for  
vanity washbasins LOOP  
5182 81/82



**A274 YY XX**

**634,00**

BL, BM,  
ED

XX = Front colour codes to be indicated  
BL = Cherry  
BM = White  
ED = Macassar décor













YY = Body colour codes to be indicated  
AG = Basic white  
BT = Cherry  
ED = Macassar décor

# Sanitaryware and Bathroom Furniture Price List No. 8 - 2009

## Furniture programme Central Line

€uro

Registered design

<p><b>Vanity unit</b> 560 x 385 x 485 mm wall-mounted 1 pull-out compartment Fastening set included for SUBWAY washbasins 6136 700 mm</p>	<p><b>Vanity unit</b> 520 x 400 x 445 mm wall-mounted 1 pull-out compartment Fastening set included for SUBWAY washbasins 6136 650 mm</p>	<p><b>Vanity unit</b> 484 x 405 x 415 mm wall-mounted 1 pull-out compartment Fastening set included for SUBWAY washbasins 6136 600 mm</p>	<p><b>Vanity unit</b> 450 x 410 x 380 mm wall-mounted 1 pull-out compartment Fastening set included for SUBWAY washbasins 6136 550 mm</p>	
				
<p><b>9798 YY XX</b></p>	<p><b>9872 YY XX</b></p>	<p><b>9871 YY XX</b></p>	<p><b>9870 YY XX</b></p>	
<p>BL, BM, ED</p>	<p><b>515,00</b></p>	<p><b>489,00</b></p>	<p><b>474,00</b></p>	<p><b>459,00</b></p>
<p><b>Vanity unit</b> 360 x 400 x 300 mm hinges on left wall-mounted 1 door Fastening set included for handwashbasin SUBWAY 7305 45</p>	<p><b>Vanity unit</b> 1550 x 492 x 310 mm wall-mounted 2 fold-out doors Fastening set included for vanity washbasins VARIABLE 5147 1600 mm</p>	<p><b>Vanity unit</b> 350 x 492 x 310 mm Furniture can be used on either right or left-hand side wall-mounted 1 drawer, 1 pull-out compartment Fastening set included for vanity washbasins VARIABLE 5157 1000 mm, 5158 1000 mm, 5159 1800 mm The furniture can not be used with washbasins with cut-to-size countertops of less than 360 mm</p>	<p><b>Vanity unit</b> 950 x 492 x 310 mm wall-mounted 1 fold-out door Fastening set included for vanity washbasins VARIABLE 5153 1000 mm</p>	
				
<p><b>9745 YY XX</b></p>	<p><b>A287 YY XX</b></p>	<p><b>A284 YY XX</b></p>	<p><b>A286 YY XX</b></p>	
<p>BL, BM, ED</p>	<p><b>434,00</b></p>	<p><b>913,00</b></p>	<p><b>454,00</b></p>	<p><b>609,00</b></p>
<p><b>Vanity unit</b> 750 x 492 x 310 mm wall-mounted 1 fold-out door Fastening set included for vanity washbasins VARIABLE 5152 800 mm</p>	<p><b>Vanity unit</b> 1250 x 650 x 400 mm wall-mounted 2 pull-out compartments Fastening set included for VELVET double vanity washbasins 7191 1300 mm</p>	<p><b>Vanity unit</b> 950 x 650 x 400 mm wall-mounted 1 pull-out compartment Fastening set included for VELVET vanity washbasins 7192 1000 mm</p>	<p><b>Vanity unit</b> 750 x 650 x 400 mm wall-mounted 1 pull-out compartment Fastening set included for VELVET vanity washbasins 7192 800 mm</p>	
				
<p><b>A285 YY XX</b></p>	<p><b>A280 YY XX</b></p>	<p><b>A281 YY XX</b></p>	<p><b>A282 YY XX</b></p>	
<p>BL, BM, ED</p>	<p><b>552,00</b></p>	<p><b>857,00</b></p>	<p><b>650,00</b></p>	<p><b>567,00</b></p>

XX = Front colour codes to be indicated  
BL = Cherry  
BM = White  
ED = Macassar décor

YY = Body colour codes to be indicated  
AG = Basic white  
BT = Cherry  
ED = Macassar décor

# Sanitaryware and Bathroom Furniture Price List No. 8 - 2009

## Furniture programme Central Line

€uro

Registered design

### Vanity unit

490 x 340 x 470 mm  
wall-mounted  
1 pull-out compartment  
Fastening set included  
for countertop 9750, 9751, 9752,  
9753, 9761



**9873 YY XX**

### Vanity unit

960 x 340 x 470 mm  
wall-mounted  
1 pull-out compartment  
Fastening set included  
for countertop 9750, 9751, 9752,  
9753, 9761



**A275 YY XX**

### Vanity unit

1190 x 340 x 470 mm  
wall-mounted  
1 pull-out compartment, 4 drawers  
Fastening set included  
for countertop 9750, 9751, 9752,  
9753, 9761



**9875 YY XX**

### Vanity unit

1320 x 340 x 470 mm  
wall-mounted  
1 pull-out compartment, 2 drawers  
Fastening set included  
for countertop 9750, 9751, 9752,  
9753



**A276 YY XX**

BL, BM,  
ED

**424,00**

**555,00**

**1.209,00**

**1.065,00**

### Vanity unit

1320 x 340 x 470 mm  
wall-mounted  
1 pull-out compartment, 2 drawers  
Fastening set included  
for countertop 9750, 9751, 9752,  
9753, 9761



**A277 YY XX**

### Vanity unit

1320 x 340 x 470 mm  
wall-mounted  
2 pull-out compartments, 2 drawers  
Fastening set included  
for countertop 9750, 9751, 9752,  
9753



**A278 YY XX**

### Vanity unit

1670 x 340 x 470 mm  
wall-mounted  
1 pull-out compartment, 4 drawers  
Fastening set included  
for countertop 9750, 9751, 9752,  
9753, 9761



**A279 YY XX**

BL, BM,  
ED

**1.065,00**

**1.150,00**

**1.468,00**

XX = Front colour codes to be indicated  
BL = Cherry  
BM = White  
ED = Macassar décor

YY = Body colour codes to be indicated  
AG = Basic white  
BT = Cherry  
ED = Macassar décor

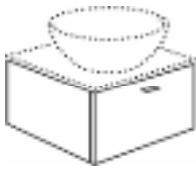










# Sanitaryware and Bathroom Furniture Price List No. 8 - 2009

## Furniture programme Central Line

€uro

### Overview of countertops for surface-mounted washbasins *Loop & Friends*

Registered design

 Vanity unit <b>9873 YY XX</b> <b>9873 YZ XX</b>	 Glass countertop for wall-mounted washbasin mixer  490 x 470 mm	 Laminated countertop for wall-mounted washbasin mixer  490 x 470 mm	 Glass countertop suitable for 1-hole tap fittings, tap hole on the middle  490 x 470 mm	 Laminated countertop suitable for 1-hole tap fittings, tap hole on the middle  490 x 470 mm	 Laminated countertop suitable for 1-hole tap fittings, tap hole on right  490 x 470 mm
 7180 38 XX 7181 38 XX	<b>9750 00 00</b>	<b>9751 00 00</b>	<b>9761 00 00</b>	<b>9752 00 00</b>	-
 7187 00 XX 7187 01 XX	<b>9750 00 00</b>	<b>9751 00 00</b>	<b>9761 00 00</b>	<b>9752 00 00</b>	-
 7186 00 XX 7186 01 XX	<b>9750 00 00</b>	<b>9751 00 00</b>	<b>9761 00 00</b>	<b>9752 00 00</b>	-
 7180 43 XX 7181 43 XX	<b>9750 00 00</b>	<b>9751 00 00</b>	-	-	<b>9753 01 00</b>
 7187 10 XX 7187 11 XX	<b>9750 00 00</b>	<b>9751 00 00</b>	-	-	-

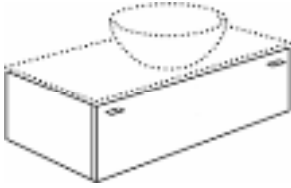
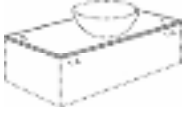











# Sanitaryware and Bathroom Furniture Price List No. 8 - 2009

## Furniture programme Central Line

€uro

### Overview of countertops for surface-mounted washbasins *Loop & Friends*

Registered design

 <p>Vanity unit A275 YY XX A275 YZ XX</p>	 <p>Glass countertop for wall-mounted washbasin mixer, washbasin on the middle</p> <p>970 x 470 mm</p>	 <p>Laminated countertop for wall-mounted washbasin mixer, washbasin on the middle</p> <p>970 x 470 mm</p>	 <p>Glass countertop suitable for 1-hole tap fittings, tap hole on the middle, washbasin on the middle</p> <p>970 x 470 mm</p>	 <p>Laminated countertop suitable for 1-hole tap fittings, tap hole on the middle, washbasin on the middle</p> <p>970 x 470 mm</p>	 <p>Laminated countertop suitable for 1-hole tap fittings, tap hole on right, washbasin on the middle</p> <p>970 x 470 mm</p>
 <p>7180 38 XX 7181 38 XX</p>	9750 03 00	9751 03 00	9761 03 00	9752 03 00	-
<b>535,00      329,00      589,00      329,00</b>					
 <p>7187 00 XX 7187 01 XX</p>	9750 03 00	9751 03 00	9761 03 00	9752 03 00	-
<b>535,00      329,00      589,00      329,00</b>					
 <p>7186 00 XX 7186 01 XX</p>	9750 03 00	9751 03 00	9761 03 00	9752 03 00	-
<b>535,00      329,00      589,00      329,00</b>					
 <p>7180 43 XX 7181 43 XX</p>	9750 03 00	9751 03 00	-	-	9753 07 00
<b>535,00      329,00      329,00</b>					
 <p>7187 10 XX 7187 11 XX</p>	9750 03 00	9751 03 00	-	-	-
<b>535,00      329,00</b>					
 <p>7186 10 XX 7186 11 XX</p>	9750 03 00	9751 03 00	-	-	9753 08 00
<b>535,00      329,00      329,00</b>					
 <p>6167 00 XX 6167 01 XX</p>	9750 03 00	9751 03 00	9761 03 00	9752 03 00	-
<b>535,00      329,00      589,00      329,00</b>					

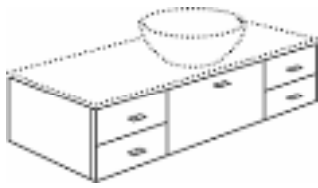


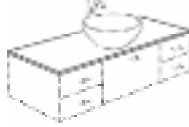
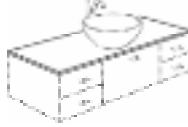
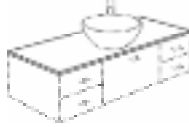







# Sanitaryware and Bathroom Furniture Price List No. 8 - 2009

## Furniture programme Central Line

€uro

### Overview of countertops for surface-mounted washbasins *Loop & Friends*

Registered design

 <p>Vanity unit 9875 YY XX 9875 YZ XX</p>	 <p>Glass countertop for wall-mounted washbasin mixer, washbasin on the middle</p> <p>1190 x 470 mm</p>	 <p>Laminated countertop for wall-mounted washbasin mixer, washbasin on the middle</p> <p>1190 x 470 mm</p>	 <p>Glass countertop suitable for 1-hole tap fittings, tap hole on the middle, washbasin on the middle</p> <p>1190 x 470 mm</p>	 <p>Laminated countertop suitable for 1-hole tap fittings, tap hole on the middle, washbasin on the middle</p> <p>1190 x 470 mm</p>	 <p>Laminated countertop suitable for 1-hole tap fittings, tap hole on right, washbasin on the middle</p> <p>1190 x 470 mm</p>
 <p>7180 38 XX 7181 38 XX</p>	9750 04 00	9751 04 00	9761 04 00	9752 04 00	-
 <p>7187 00 XX 7187 01 XX</p>	9750 04 00	9751 04 00	9761 04 00	9752 04 00	-
 <p>7186 00 XX 7186 01 XX</p>	9750 04 00	9751 04 00	9761 04 00	9752 04 00	-
 <p>7180 43 XX 7181 43 XX</p>	9750 04 00	9751 04 00	-	-	9753 10 00
 <p>7187 10 XX 7187 11 XX</p>	9750 04 00	9751 04 00	-	-	-
 <p>7186 10 XX 7186 11 XX</p>	9750 04 00	9751 04 00	-	-	9753 11 00
 <p>6167 00 XX 6167 01 XX</p>	9750 04 00	9751 04 00	9761 04 00	9752 04 00	-

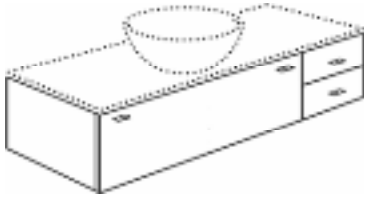












# Sanitaryware and Bathroom Furniture Price List No. 8 - 2009

## Furniture programme Central Line

€uro

### Overview of countertops for surface-mounted washbasins *Loop & Friends*

Registered design

 Vanity unit <b>A277 YY XX</b> <b>A277 YZ XX</b>		 Glass countertop for wall-mounted washbasin mixer, washbasin on left  1320 x 470 mm	 Laminated countertop for wall-mounted washbasin mixer, washbasin on left  1320 x 470 mm	 Glass countertop suitable for 1-hole tap fittings, tap hole on the middle, washbasin on left  1320 x 470 mm	 Laminated countertop suitable for 1-hole tap fittings, tap hole on the middle, washbasin on left  1320 x 470 mm	 Laminated countertop suitable for 1-hole tap fittings, tap hole on right, washbasin on left  1320 x 470 mm
 7180 38 XX 7181 38 XX		<b>9750 05 00</b>	<b>9751 05 00</b>	<b>9761 05 00</b>	<b>9752 05 00</b>	-
		<b>664,00</b>	<b>400,00</b>	<b>732,00</b>	<b>400,00</b>	
 7187 00 XX 7187 01 XX		<b>9750 05 00</b>	<b>9751 05 00</b>	<b>9761 05 00</b>	<b>9752 05 00</b>	-
		<b>664,00</b>	<b>400,00</b>	<b>732,00</b>	<b>400,00</b>	
 7186 00 XX 7186 01 XX		<b>9750 05 00</b>	<b>9751 05 00</b>	<b>9761 05 00</b>	<b>9752 05 00</b>	-
		<b>664,00</b>	<b>400,00</b>	<b>732,00</b>	<b>400,00</b>	
 7180 43 XX 7181 43 XX		<b>9750 05 00</b>	<b>9751 05 00</b>	-	-	<b>9753 13 00</b>
		<b>664,00</b>	<b>400,00</b>			<b>400,00</b>
 7187 10 XX 7187 11 XX		<b>9750 05 00</b>	<b>9751 05 00</b>	-	-	-
		<b>664,00</b>	<b>400,00</b>			
 7186 10 XX 7186 11 XX		<b>9750 05 00</b>	<b>9751 05 00</b>	-	-	<b>9753 14 00</b>
		<b>664,00</b>	<b>400,00</b>			<b>400,00</b>
 6167 00 XX 6167 01 XX		<b>9750 05 00</b>	<b>9751 05 00</b>	<b>9761 05 00</b>	<b>9752 05 00</b>	-
		<b>664,00</b>	<b>400,00</b>	<b>732,00</b>	<b>400,00</b>	

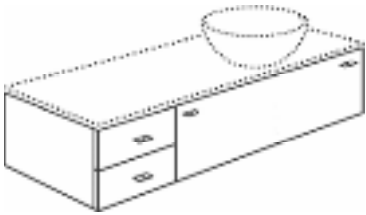











# Sanitaryware and Bathroom Furniture Price List No. 8 - 2009

## Furniture programme Central Line

€uro

### Overview of countertops for surface-mounted washbasins *Loop & Friends*

Registered design

 <p>Vanity unit A276 YY XX A276 YZ XX</p>	 <p>Glass countertop for wall-mounted washbasin mixer, washbasin on right</p> <p>1320 x 470 mm</p>	 <p>Laminated countertop for wall-mounted washbasin mixer, washbasin on right</p> <p>1320 x 470 mm</p>	 <p>Laminated countertop suitable for 1-hole tap fittings, tap hole on the middle, washbasin on right</p> <p>1320 x 470 mm</p>	 <p>Laminated countertop suitable for 1-hole tap fittings, tap hole on right, washbasin on right</p> <p>1320 x 470 mm</p>
 <p>7180 38 XX 7181 38 XX</p>	<p>9750 06 00</p> <p>664,00</p>	<p>9751 06 00</p> <p>400,00</p>	<p>9752 06 00</p> <p>400,00</p>	<p>-</p>
 <p>7187 00 XX 7187 01 XX</p>	<p>9750 06 00</p> <p>664,00</p>	<p>9751 06 00</p> <p>400,00</p>	<p>9752 06 00</p> <p>400,00</p>	<p>-</p>
 <p>7186 00 XX 7186 01 XX</p>	<p>9750 06 00</p> <p>664,00</p>	<p>9751 06 00</p> <p>400,00</p>	<p>9752 06 00</p> <p>400,00</p>	<p>-</p>
 <p>7180 43 XX 7181 43 XX</p>	<p>9750 06 00</p> <p>664,00</p>	<p>9751 06 00</p> <p>400,00</p>	<p>-</p>	<p>9753 16 00</p> <p>400,00</p>
 <p>7187 10 XX 7187 11 XX</p>	<p>9750 06 00</p> <p>664,00</p>	<p>9751 06 00</p> <p>400,00</p>	<p>-</p>	<p>-</p>
 <p>7186 10 XX 7186 11 XX</p>	<p>9750 06 00</p> <p>664,00</p>	<p>9751 06 00</p> <p>400,00</p>	<p>-</p>	<p>9753 17 00</p> <p>400,00</p>
 <p>6167 00 XX 6167 01 XX</p>	<p>9750 06 00</p> <p>664,00</p>	<p>9751 06 00</p> <p>400,00</p>	<p>9752 06 00</p> <p>400,00</p>	<p>-</p>



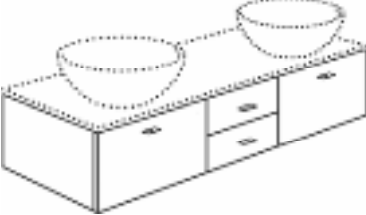









# Sanitaryware and Bathroom Furniture Price List No. 8 - 2009

## Furniture programme Central Line

€uro

### Overview of countertops for surface-mounted washbasins Loop & Friends

Registered design

 <p>Vanity unit A278 YY XX A278 YZ XX</p>	 <p>Glass countertop for wall-mounted washbasin mixer, for 2 washbasins</p> <p>1320 x 470 mm</p>	 <p>Laminated countertop for wall-mounted washbasin mixer, for 2 washbasins</p> <p>1320 x 470 mm</p>	 <p>Laminated countertop suitable for 1-hole tap fittings, tap hole on the middle, for 2 washbasins</p> <p>1320 x 470 mm</p>	 <p>Laminated countertop suitable for 1-hole tap fittings, tap holes outer side of washbasin, for 2 washbasins</p> <p>1320 x 470 mm</p>
 <p>7180 38 XX 7181 38 XX</p>	<p>9750 07 00</p> <p><b>764,00</b></p>	<p>9751 07 00</p> <p><b>498,00</b></p>	<p>9752 07 00</p> <p><b>498,00</b></p>	<p>-</p>
 <p>7187 00 XX 7187 01 XX</p>	<p>9750 07 00</p> <p><b>764,00</b></p>	<p>9751 07 00</p> <p><b>498,00</b></p>	<p>9752 07 00</p> <p><b>498,00</b></p>	<p>-</p>
 <p>7186 00 XX 7186 01 XX</p>	<p>9750 07 00</p> <p><b>764,00</b></p>	<p>9751 07 00</p> <p><b>498,00</b></p>	<p>9752 07 00</p> <p><b>498,00</b></p>	<p>-</p>
 <p>7180 43 XX 7181 43 XX</p>	<p>9750 07 00</p> <p><b>764,00</b></p>	<p>9751 07 00</p> <p><b>498,00</b></p>	<p>-</p>	<p>9753 19 00</p> <p><b>498,00</b></p>
 <p>7187 10 XX 7187 11 XX</p>	<p>9750 07 00</p> <p><b>764,00</b></p>	<p>9751 07 00</p> <p><b>498,00</b></p>	<p>-</p>	<p>-</p>

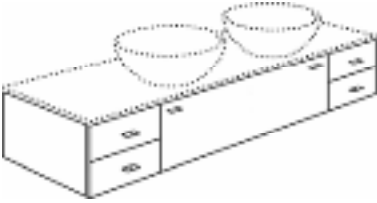








# Sanitaryware and Bathroom Furniture Price List No. 8 - 2009

## Furniture programme Central Line

€uro

### Overview of countertops for surface-mounted washbasins *Loop & Friends*

Registered design

 <p>Vanity unit A279 YY XX A279 YZ XX</p>		 <p><i>Designed for combination with Villeroy &amp; Boch CIRCLE, CULT and SOUL tap fittings only</i></p>					
		Glass countertop for wall-mounted washbasin mixer, for 2 washbasins  1670 x 470 mm	Laminated countertop for wall-mounted washbasin mixer, for 2 washbasins  1670 x 470 mm	Glass countertop suitable for 1-hole tap fittings, tap hole on the middle, for 2 washbasins  1670 x 470 mm	Laminated countertop suitable for 1-hole tap fittings, tap hole on the middle, for 2 washbasins  1670 x 470 mm	Laminated countertop suitable for 1-hole tap fittings, tap holes inner side of washbasins, for 2 washbasins  1670 x 470 mm	
 <p>7180 38 XX 7181 38 XX</p>		9750 08 00	9751 08 00	9761 08 00	9752 08 00	-	
		976,00	538,00	1.072,00	538,00		
 <p>7187 00 XX 7187 01 XX</p>		9750 08 00	9751 08 00	9761 08 00	9752 08 00	-	
		976,00	538,00	1.072,00	538,00		
 <p>7186 00 XX 7186 01 XX</p>		9750 08 00	9751 08 00	9761 08 00	9752 08 00	-	
		976,00	538,00	1.072,00	538,00		
 <p>7180 43 XX 7181 43 XX</p>		9750 08 00	9751 08 00	-	-	9753 21 00	
		976,00	538,00			538,00	
 <p>7187 10 XX 7187 11 XX</p>		9750 08 00	9751 08 00	-	-	-	
		976,00	538,00				
 <p>7186 10 XX 7186 11 XX</p>		9750 08 00	9751 08 00	-	-	9753 22 00	
		976,00	538,00			538,00	
 <p>6167 00 XX 6167 01 XX</p>		9750 08 00	9751 08 00	9761 08 00	9752 08 00	-	
		976,00	538,00	1.072,00	538,00		

# Sanitaryware and Bathroom Furniture Price List No. 8 - 2009

## Furniture programme Central Line

€uro

Registered design

### Mirror cabinet

870 x 750/820 x 135 mm  
hinges on left  
hinges can be mounted on right  
with lighting, panel with 2 glass  
shelves on left and right, 3 height-  
adjustable glass shelves inside,  
switch and socket  
Fastening set included



**8545 60 XX**

### Mirror cabinet

1250 x 750/820 x 135 mm  
hinges on left  
hinges can be mounted on right  
with lighting, panel with 2 glass  
shelves in the middle, 3 height-  
adjustable glass shelves inside,  
switch and socket  
Fastening set included



**8545 70 XX**

### Mirror cabinet

1620 x 750/820 x 135 mm  
hinges on left  
hinges can be mounted on right  
with lighting, panel with 2 glass  
shelves on left, centre and right,  
3 height-adjustable glass shelves  
inside, switch and socket  
Fastening set included



**8545 80 XX**

BL, BM,  
ED

**1.221,00**

**1.978,00**

**2.423,00**

### Mirror

500 x 810 x 150 mm  
1 lamp, socket and switch on right  
Fastening set included



**9885 00 XX**

### Mirror

650 x 800 x 120 mm  
1 lamp, socket and switch on right  
Fastening set included



**9799 00 XX**

### Mirror

950 x 810 x 150 mm  
1 lamp, socket and switch on right  
Fastening set included



**9885 01 XX**

### Mirror

1250 x 810 x 150 mm  
1 lamp, socket and switch on right  
Fastening set included



**9885 02 XX**

BL, BM,  
ED

**598,00**

**721,00**

**837,00**

**1.020,00**

### Mirror

1250 x 810 x 150 mm  
1 lamp, socket and switch in centre  
Fastening set included



**9886 00 XX**

### Mirror

1650 x 810 x 150 mm  
1 lamp, socket and switch in centre  
Fastening set included



**9886 01 XX**

### Mirror

400 x 910 x 125/150 mm  
1 glass shelf, 1 halogen lamp  
Fastening set included



**9744 10 00**

### Glass shelf

500 x 150 mm  
Fastening set included  
can only be installed with mirror  
9885



**9887 01 00**

BL, BM,  
ED

**1.020,00**

**1.214,00**

**423,00**

**126,00**

XX = Front colour codes to be indicated  
BL = Cherry  
BM = White  
ED = Macassar décor













YY = Body colour codes to be indicated  
AG = Basic white  
BT = Cherry  
ED = Macassar décor

# Sanitaryware and Bathroom Furniture Price List No. 8 - 2009

## Furniture programme Central Line

€uro

Registered design

	<p><b>Glass shelf</b> 650 x 150 mm Fastening set included can only be installed with mirror 9799</p>  <p><b>9887 50 00</b></p>	<p><b>Glass shelf</b> 950 x 150 mm Fastening set included can only be installed with mirror 9885</p>  <p><b>9887 02 00</b></p>	<p><b>Glass shelf</b> 1250 x 150 mm Fastening set included can only be installed with mirrors 9885 and 9886</p>  <p><b>9887 03 00</b></p>	<p><b>Glass shelf</b> 1650 x 150 mm Fastening set included can only be installed with mirror 9886</p>  <p><b>9887 04 00</b></p>
	<b>141,00</b>	<b>159,00</b>	<b>218,00</b>	<b>250,00</b>
	<p><b>Wall-mounted cabinet</b> 350 x 800 x 220 mm 1 door, 3 shelves Fastening set included</p>  <p>hinges on right <b>9725 YY XX</b></p>	<p><b>Side cabinet</b> 350 x 480 x 370 mm wall-mounted, 1 door, 1 drawer Fastening set included</p>  <p>hinges on left <b>9732 YY XX</b></p>	<p><b>Side cabinet</b> 350 x 480 x 370 mm wall-mounted, 1 door, 1 drawer Fastening set included</p>  <p>hinges on right <b>9705 YY XX</b></p>	<p><b>Side cabinet</b> 350 x 480 x 370 mm wall-mounted, 1 door, 1 drawer Fastening set included</p>  <p>hinges on left <b>9704 YY XX</b></p>
BL, BM, ED	<b>392,00</b>	<b>392,00</b>	<b>393,00</b>	<b>393,00</b>
	<p><b>Side cabinet</b> 350 x 640 x 370 mm wall-mounted, 1 door, 1 drawer, 1 shelf Fastening set included</p>  <p>hinges on right <b>9736 YY XX</b></p>	<p><b>Side cabinet</b> 350 x 640 x 370 mm wall-mounted, 1 door, 1 drawer, 1 shelf Fastening set included</p>  <p>hinges on left <b>9735 YY XX</b></p>	<p><b>Side cabinet</b> 350 x 800 x 370 mm wall-mounted, 1 door, 2 drawers, 1 shelf Fastening set included</p>  <p>hinges on right <b>9707 YY XX</b></p>	<p><b>Side cabinet</b> 350 x 800 x 370 mm wall-mounted, 1 door, 2 drawers, 1 shelf Fastening set included</p>  <p>hinges on left <b>9706 YY XX</b></p>
BL, BM, ED	<b>453,00</b>	<b>453,00</b>	<b>598,00</b>	<b>598,00</b>

XX = Front colour codes to be indicated  
BL = Cherry  
BM = White  
ED = Macassar décor

YY = Body colour codes to be indicated  
AG = Basic white  
BT = Cherry  
ED = Macassar décor

# Sanitaryware and Bathroom Furniture Price List No. 8 - 2009

## Furniture programme Central Line

€uro

Registered design

### Side cabinet

350 x 800 x 370 mm  
wall-mounted, 1 door, 1 drawer,  
1 shelf  
Fastening set included



hinges on right  
**9712 YY XX**

### Side cabinet

350 x 800 x 370 mm  
wall-mounted  
1 fold-out door with laundry basket  
Fastening set included



**9710 YY XX**

BL, BM,  
ED

**509,00**

hinges on left  
**9711 YY XX**

**509,00**

**657,00**

### Side cabinet

350 x 960 x 370 mm  
wall-mounted, 1 door, 3 shelves  
Fastening set included



hinges on right  
**9714 YY XX**

**496,00**

hinges on left  
**9713 YY XX**

**496,00**

BL, BM,  
ED

### Side cabinet

350 x 960 x 370 mm  
wall-mounted, 1 door, 2 drawers,  
2 shelves  
Fastening set included



hinges on right  
**9716 YY XX**

**679,00**

### Side cabinet

350 x 960 x 370 mm  
wall-mounted  
1 fold-out door with laundry basket,  
2 drawers  
Fastening set included



hinges on left  
**9715 YY XX**

**736,00**

BL, BM,  
ED

**679,00**

**736,00**

XX = Front colour codes to be indicated  
BL = Cherry  
BM = White  
ED = Macassar décor

YY = Body colour codes to be indicated  
AG = Basic white  
BT = Cherry  
ED = Macassar décor

# Sanitaryware and Bathroom Furniture Price List No. 8 - 2009

## Furniture programme Central Line

€uro

Registered design

### Tall cabinet

350 x 1760 x 370 mm  
wall-mounted, 1 door, 1 fixed shelf  
in the middle, 3 shelves  
Fastening set included



hinges on right  
**9720 YY XX**

hinges on left  
**9719 YY XX**

BL, BM,  
ED

**627,00**

**627,00**

### Tall cabinet

350 x 1760 x 370 mm  
wall-mounted, 2 doors, 2 drawers,  
3 shelves  
Fastening set included



hinges on right  
**9722 YY XX**

hinges on left  
**9721 YY XX**

BL, BM,  
ED

**809,00**

**809,00**

### Tall cabinet

350 x 1780 x 370 mm  
wall-mounted, 1 door, 2 drawers,  
2 shelves, 1 fold-out door with  
laundry basket  
Fastening set included



hinges on right  
**9724 YY XX**

hinges on left  
**9723 YY XX**

BL, BM,  
ED

**865,00**

**865,00**

### Metallic legs frame

348 x 240 x 345 mm  
Fastening set included  
for all vanity units, side and tall  
cabinets from furniture programm  
CENTRAL LINE



**9726 00 00**

**175,00**

### Top

350 x 15 x 370 mm  
of glass  
for all vanity units, side and tall  
cabinets from furniture programm  
CENTRAL LINE



**9727 00 00**

**192,00**

### Top

350 x 19 x 370 mm  
in white melamine  
for all vanity units, side and tall  
cabinets from furniture programm  
CENTRAL LINE



**9729 00 00**

**132,00**

XX = Front colour codes to be indicated  
BL = Cherry  
BM = White  
ED = Macassar décor

YY = Body colour codes to be indicated  
AG = Basic white  
BT = Cherry  
ED = Macassar décor

# Sanitaryware and Bathroom Furniture Price List No. 8 - 2009

## Furniture programme Central Line Fashion

**NEW**

€uro

Registered design

### Front colours

DH Glossy White  
EC Glossy Walnut  
EL Glossy Black

### Body colours

E Glossy White  
F Glossy Black  
G Glossy Walnut

### Handles

1 Standard handle large/small  
2 Bar handle  
3 Square handle

Fronts: Glossy White (laminated), Glossy Black (laminated), Glossy Walnut (melamine-laminated)

Body: Glossy White (laminated), Glossy Black (laminated), Glossy Walnut (melamine-laminated)

Base: Silver powder-coated metal

Mirrors: See More To See mirror range

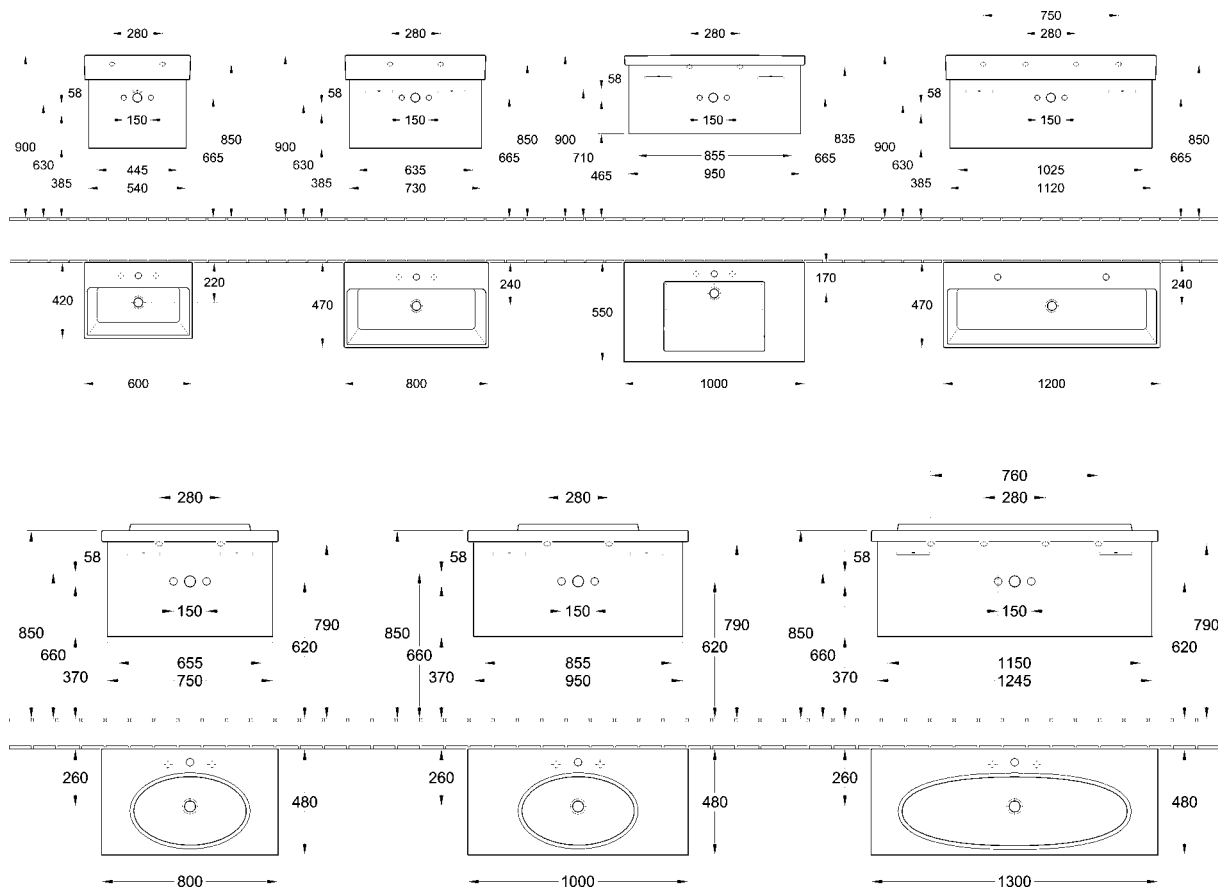
Handles: Chrome-plated

Doors/Drawers: Fitted with Soft Closing feature

Countertops and cover panels: Glass (15 mm) painted white or with white laminated chipboard with aluminium edge

Recommended tap fittings for combination with Loop & Friends surface-mounted washbasins: Soul, Circle and Cult

### Produced to order



You will find an overview of "countertops for surface-mounted washbasins" on pages 231 - 237

XX = Front colour codes to be indicated  
DH = Glossy White  
EC = Glossy Walnut  
EL = Glossy Black

Y = Body colour codes to be indicated  
E = Glossy White  
F = Glossy Black  
G = Glossy Walnut

Z = Handles to be indicated  
1 = Standard handle large/small  
2 = Bar handle  
3 = Square handle

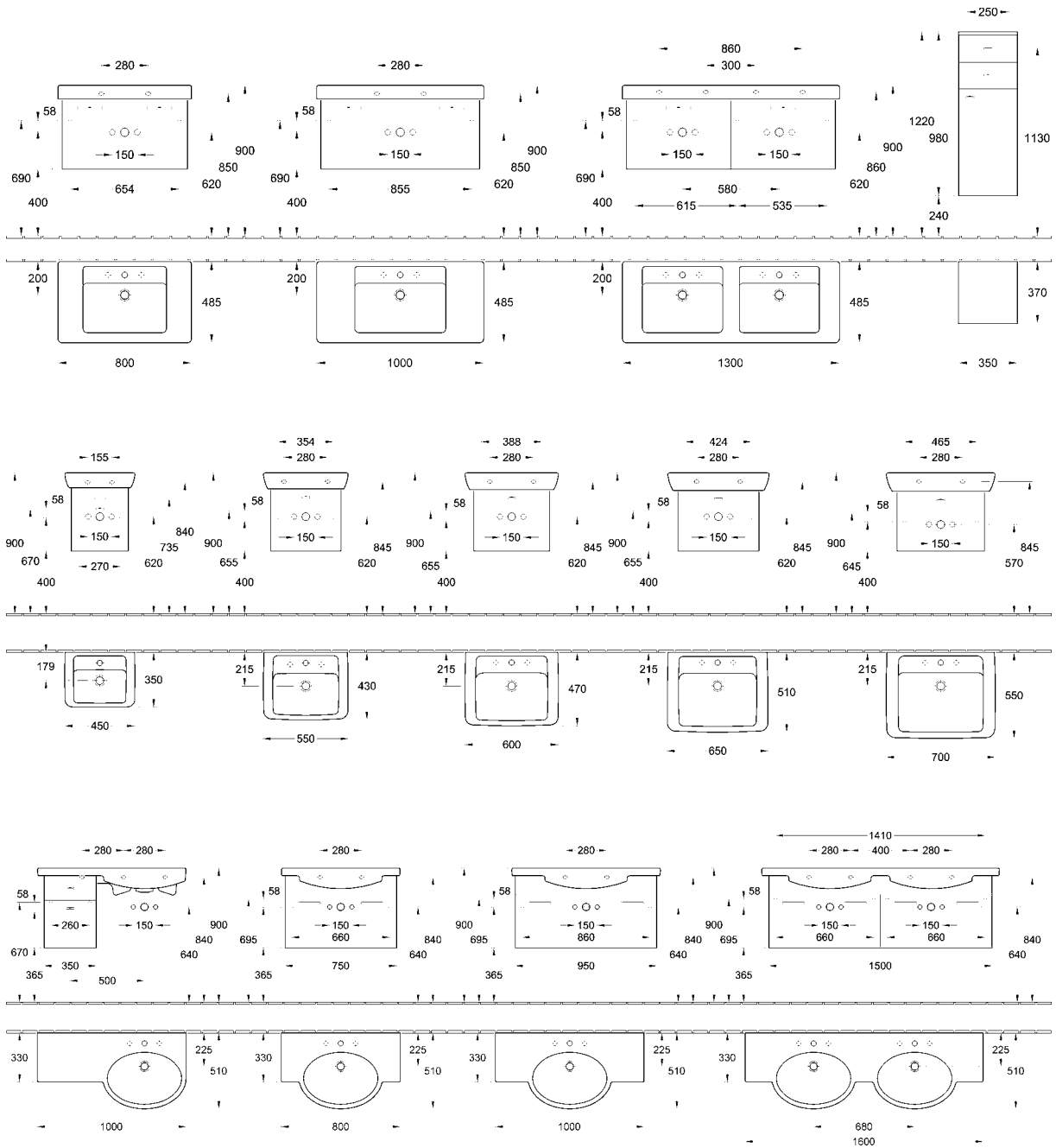
# Sanitaryware and Bathroom Furniture Price List No. 8 - 2009

## Furniture programme Central Line Fashion

**NEW**

€uro

Registered design



**You will find an overview of "countertops for surface-mounted washbasins" on pages 231 - 237**

XX = Front colour codes to be indicated  
 DH = Glossy White  
 EC = Glossy Walnut  
 EL = Glossy Black

Y = Body colour codes to be indicated  
 E = Glossy White  
 F = Glossy Black  
 G = Glossy Walnut

Z = Handles to be indicated  
 1 = Standard handle large/small  
 2 = Bar handle  
 3 = Square handle



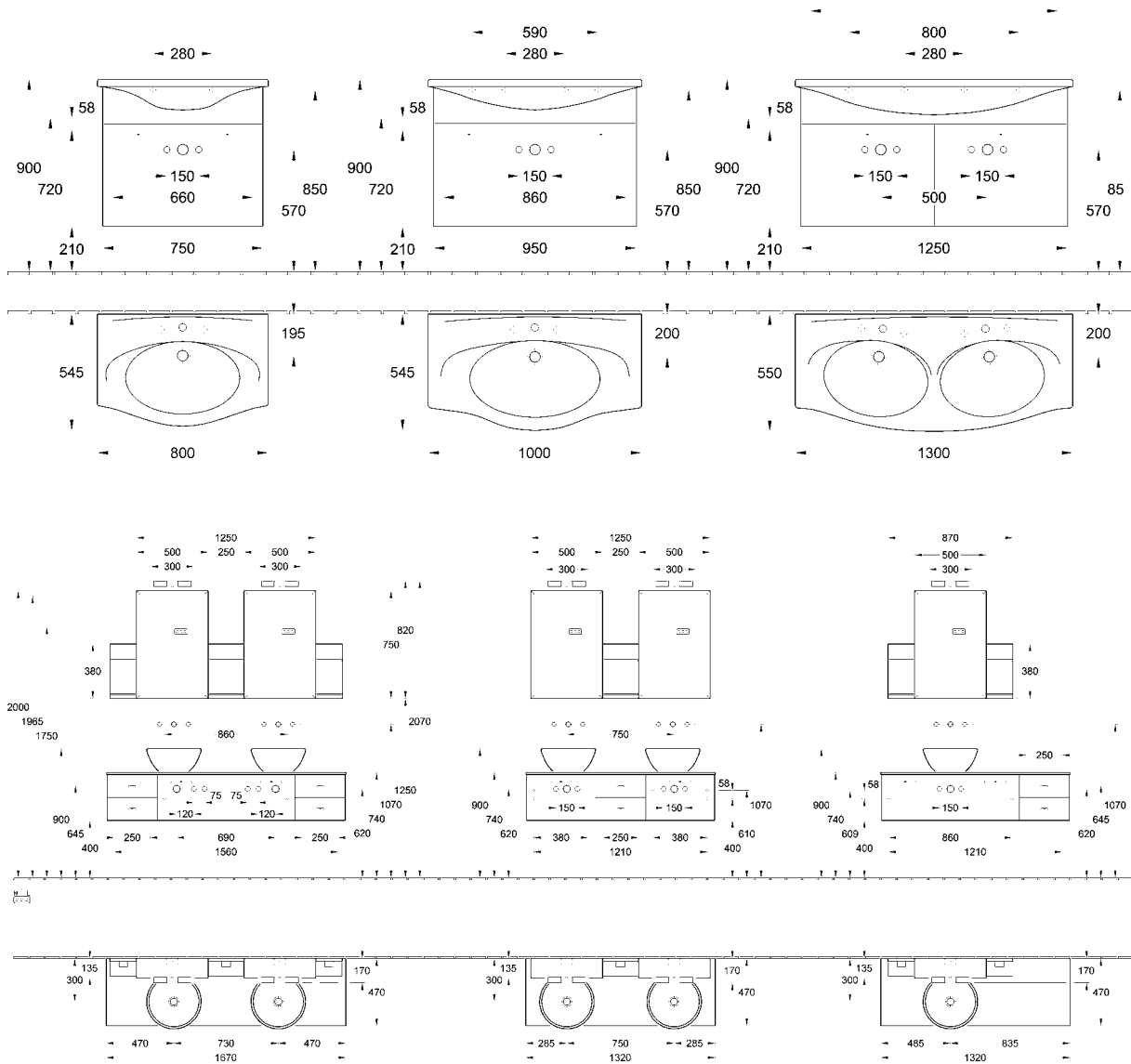
# Sanitaryware and Bathroom Furniture Price List No. 8 - 2009

## Furniture programme Central Line Fashion

**NEW**

€uro

Registered design



220 - 240 V mains connection, loose (protection sherpes of country, regulation 601-02-01)

Please note: Observe the protection sherpes of the country in question. Leave electrical connections to an expert.

**You will find an overview of "countertops for surface-mounted washbasins" on pages 231 - 237**

XX = Front colour codes to be indicated  
DH = Glossy White  
EC = Glossy Walnut  
EL = Glossy Black

Y = Body colour codes to be indicated  
E = Glossy White  
F = Glossy Black  
G = Glossy Walnut

Z = Handles to be indicated  
1 = Standard handle large/small  
2 = Bar handle  
3 = Square handle

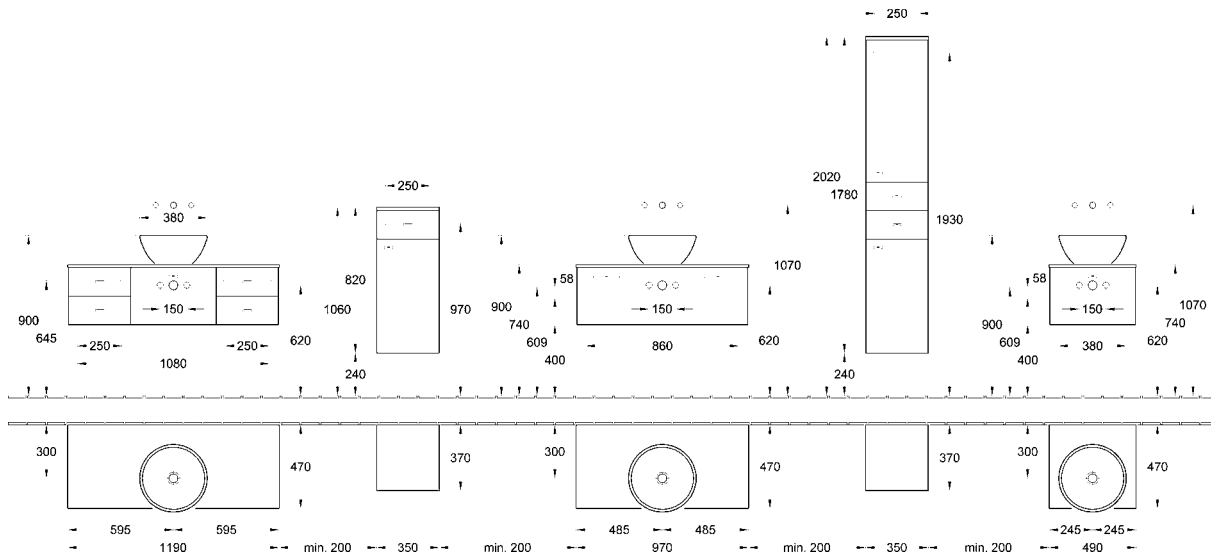
# Sanitaryware and Bathroom Furniture Price List No. 8 - 2009

## Furniture programme Central Line Fashion

**NEW**

€uro

Registered design



The washbasins are to be ordered separately.

### Recommendation 1



a) Vanity unit	<b>A289 YZ XX</b>
b) Mirror combination	<b>A321 10 00</b>
c) Tall cabinet	<b>9722 YZ XX</b>
DH, EC, EL	<b>2.521,00</b>

**You will find an overview of "countertops for surface-mounted washbasins" on pages 231 - 237**

XX = Front colour codes to be indicated  
 DH = Glossy White  
 EC = Glossy Walnut  
 EL = Glossy Black

Y = Body colour codes to be indicated  
 E = Glossy White  
 F = Glossy Black  
 G = Glossy Walnut

Z = Handles to be indicated  
 1 = Standard handle large/small  
 2 = Bar handle  
 3 = Square handle

# Sanitaryware and Bathroom Furniture Price List No. 8 - 2009

## Furniture programme Central Line Fashion

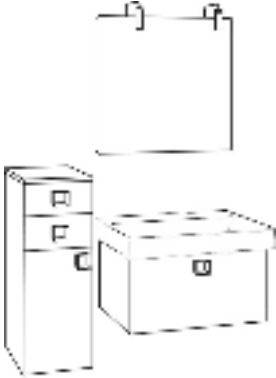
**NEW**

€uro

Registered design

The washbasins are to be ordered separately.

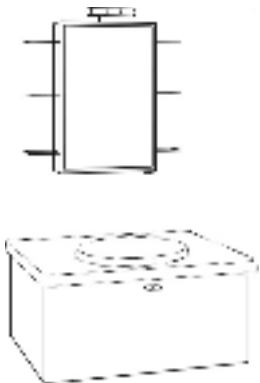
### Recommendation 2



a) Vanity unit	<b>A291 YZ XX</b>
b) Mirror combination	<b>A327 80 00</b>
c) Side cabinet	<b>9715 YZ XX</b>
DH, EC, EL	<b>2.108,00</b>

The washbasins are to be ordered separately.


### Recommendation 3



a) Vanity unit	<b>A273 YZ XX</b>
b) Mirror cabinet	<b>8545 6A XX</b>
DH, EC, EL	<b>2.073,00</b>

The washbasins are to be ordered separately.

### Recommendation 4



a) Vanity unit	<b>9871 YZ XX</b>
b) Mirror	<b>A310 45 00</b>
DH, EC, EL	<b>681,00</b>

**You will find an overview of "countertops for surface-mounted washbasins" on pages 231 - 237**

XX = Front colour codes to be indicated  
 DH = Glossy White  
 EC = Glossy Walnut  
 EL = Glossy Black

Y = Body colour codes to be indicated  
 E = Glossy White  
 F = Glossy Black  
 G = Glossy Walnut

Z = Handles to be indicated  
 1 = Standard handle large/small  
 2 = Bar handle  
 3 = Square handle

# Sanitaryware and Bathroom Furniture Price List No. 8 - 2009

## Furniture programme Central Line Fashion

**NEW**

€uro

Registered design

### Handle

Standard handle large/small  
chrome



**B004 10 00**

### Handle

Bar handle  
chrome



**B004 11 00**

### Handle

Square handle  
chrome



**B004 12 00**

The washbasins are to be ordered separately.

### Vanity unit

950 x 381 x 525 mm  
wall-mounted  
Fastening set included  
for vanity washbasins METRIC  
ART 5195 1000 mm



**A289 YZ XX**

**772,00**

### Vanity unit

1120 x 381 x 435 mm  
wall-mounted  
Fastening set included  
for washbasins MEMENTO  
5133 C1/C2/C3



**A290 YZ XX**

**827,00**

### Vanity unit

730 x 381 x 385 mm  
wall-mounted  
1 pull-out compartment  
  
Fastening set included  
for washbasins MEMENTO  
5133 81/83



**A291 YZ XX**

**673,00**

### Vanity unit

540 x 381 x 385 mm  
wall-mounted  
1 pull-out compartment  
  
Fastening set included  
for washbasins MEMENTO  
5133 60/61/62/63



**A292 YZ XX**

**565,00**

DH, EC,  
EL

### Vanity unit

1250 x 430 x 450 mm  
wall-mounted  
2 pull-out compartments, 2 pull-out  
compartments inside  
Fastening set included  
for SUBWAY double vanity  
washbasins 6131 1300 mm



**A288 YZ XX**

**1.308,00**

### Vanity unit

1250 x 430 x 450 mm  
wall-mounted  
1 pull-out compartment, 1 pull-out  
compartment inside  
Fastening set included  
for SUBWAY vanity washbasins  
6118 1300 mm, for double vanity  
washbasins LOOP 5182 D1/D2/D3



**A272 YZ XX**

**927,00**

### Vanity unit

950 x 430 x 450 mm  
wall-mounted  
1 pull-out compartment, 1 pull-out  
compartment inside  
Fastening set included  
for SUBWAY vanity washbasins  
6116 1000 mm, for vanity  
washbasins LOOP 5182 A1/A2



**A273 YZ XX**

**799,00**

### Vanity unit

750 x 430 x 450 mm  
wall-mounted  
1 pull-out compartment, 1 pull-out  
compartment inside  
Fastening set included  
for SUBWAY vanity  
washbasins 6116 800 mm, for  
vanity washbasins LOOP 5182  
81/82



**A274 YZ XX**

**728,00**

DH, EC,  
EL

*You will find an overview of "countertops for surface-mounted washbasins" on pages 231 - 237*

XX = Front colour codes to be indicated  
DH = Glossy White  
EC = Glossy Walnut  
EL = Glossy Black

Y = Body colour codes to be indicated  
E = Glossy White  
F = Glossy Black  
G = Glossy Walnut

Z = Handles to be indicated  
1 = Standard handle large/small  
2 = Bar handle  
3 = Square handle

# Sanitaryware and Bathroom Furniture Price List No. 8 - 2009

## Furniture programme Central Line Fashion

**NEW**

€uro

Registered design

### Vanity unit

560 x 385 x 485 mm  
wall-mounted  
1 pull-out compartment  
Fastening set included  
for SUBWAY washbasins  
6136 700 mm



**9798 YZ XX**

DH, EC,  
EL

**592,00**

### Vanity unit

520 x 400 x 445 mm  
wall-mounted  
1 pull-out compartment  
Fastening set included  
for SUBWAY washbasins  
6136 650 mm



**9872 YZ XX**

**562,00**

### Vanity unit

484 x 405 x 415 mm  
wall-mounted  
1 pull-out compartment  
Fastening set included  
for SUBWAY washbasins  
6136 600 mm



**9871 YZ XX**

**545,00**

### Vanity unit

450 x 410 x 380 mm  
wall-mounted  
1 pull-out compartment  
Fastening set included  
for SUBWAY washbasins  
6136 550 mm



**9870 YZ XX**

**527,00**

### Vanity unit

360 x 400 x 300 mm  
hinges on left  
wall-mounted  
1 door  
Fastening set included  
for handwashbasin SUBWAY  
7305 45



**9745 YZ XX**

**498,00**

DH, EC,  
EL

### Vanity unit

1550 x 492 x 310 mm  
wall-mounted  
2 fold-out doors  
Fastening set included  
for vanity washbasins VARIABLE  
5147 1600 mm



**A287 YZ XX**

**1.049,00**

### Vanity unit

350 x 492 x 310 mm  
Furniture can be used on either  
right or left-hand side  
wall-mounted  
1 drawer, 1 pull-out compartment  
Fastening set included  
for vanity washbasins VARIABLE  
5157 1000 mm, 5158 1000 mm,  
5159 1800 mm  
The furniture can not be used  
with washbasins with cut-to-size  
countertops of less than 360 mm



**A284 YZ XX**

**522,00**

### Vanity unit

950 x 492 x 310 mm  
wall-mounted  
1 fold-out door  
Fastening set included  
for vanity washbasins VARIABLE  
5153 1000 mm



**A286 YZ XX**

**698,00**

### Vanity unit

700 x 492 x 310 mm  
wall-mounted  
1 fold-out door  
Fastening set included  
for vanity washbasins VARIABLE  
5152 800 mm



**A285 YZ XX**

**635,00**

DH, EC,  
EL

### Vanity unit

1250 x 650 x 400 mm  
wall-mounted  
2 pull-out compartments  
Fastening set included  
for VELVET double vanity  
washbasins 7191 1300 mm



**A280 YZ XX**

**986,00**

### Vanity unit

950 x 650 x 400 mm  
wall-mounted  
1 pull-out compartment  
Fastening set included  
for VELVET vanity washbasins  
7192 1000 mm



**A281 YZ XX**

**747,00**

### Vanity unit

750 x 650 x 400 mm  
wall-mounted  
1 pull-out compartment  
Fastening set included  
for VELVET vanity washbasins  
7192 800 mm



**A282 YZ XX**

**654,00**

*You will find an overview of "countertops for surface-mounted washbasins" on pages 231 - 237*

XX = Front colour codes to be indicated  
DH = Glossy White  
EC = Glossy Walnut  
EL = Glossy Black

Y = Body colour codes to be indicated  
E = Glossy White  
F = Glossy Black  
G = Glossy Walnut

Z = Handles to be indicated  
1 = Standard handle large/small  
2 = Bar handle  
3 = Square handle

# Sanitaryware and Bathroom Furniture Price List No. 8 - 2009

## Furniture programme Central Line Fashion

**NEW**

€uro

Registered design

### Vanity unit

490 x 340 x 470 mm  
wall-mounted  
1 pull-out compartment  
Fastening set included  
for countertop 9750, 9751, 9752,  
9753, 9761



**9873 YZ XX**

### Vanity unit

960 x 340 x 470 mm  
wall-mounted  
1 pull-out compartment  
Fastening set included  
for countertop 9750, 9751, 9752,  
9753, 9761



**A275 YZ XX**

### Vanity unit

1190 x 340 x 470 mm  
wall-mounted  
1 pull-out compartment, 4 drawers  
Fastening set included  
for countertop 9750, 9751, 9752,  
9753, 9761



**9875 YZ XX**

### Vanity unit

1320 x 340 x 470 mm  
wall-mounted  
1 pull-out compartment, 2 drawers  
Fastening set included  
for countertop 9750, 9751, 9752,  
9753



**A276 YZ XX**

DH, EC,  
EL

**488,00**

**638,00**

**1.389,00**

**1.226,00**

### Vanity unit

1320 x 340 x 470 mm  
wall-mounted  
1 pull-out compartment, 2 drawers  
Fastening set included  
for countertop 9750, 9751, 9752,  
9753, 9761



**A277 YZ XX**

### Vanity unit

1320 x 340 x 470 mm  
wall-mounted  
2 pull-out compartments, 2 drawers  
Fastening set included  
for countertop 9750, 9751, 9752,  
9753



**A278 YZ XX**

### Vanity unit

1670 x 340 x 470 mm  
wall-mounted  
1 pull-out compartment, 4 drawers  
Fastening set included  
for countertop 9750, 9751, 9752,  
9753, 9761



**A279 YZ XX**

DH, EC,  
EL

**1.226,00**

**1.320,00**

**1.687,00**

### Mirror cabinet

870 x 750/820 x 135 mm  
hinges on left  
hinges can be mounted on right  
with lighting, panel with 2 glass  
shelves on left and right, 3 height-  
adjustable glass shelves inside,  
switch and socket  
Fastening set included



**8545 6A XX**

### Mirror cabinet

1250 x 750/820 x 135 mm  
hinges on left  
hinges can be mounted on right  
with lighting, panel with 2 glass  
shelves in the middle, 3 height-  
adjustable glass shelves inside,  
switch and socket  
Fastening set included



**8545 7B XX**

### Mirror cabinet

1620 x 750/820 x 135 mm  
hinges on left  
hinges can be mounted on right  
with lighting, panel with 2 glass  
shelves on left, centre and right,  
3 height-adjustable glass shelves  
inside, switch and socket  
Fastening set included



**8545 8C XX**

DH, EC,  
EL

**1.274,00**

**2.006,00**

**2.478,00**

*You will find an overview of "countertops for surface-mounted washbasins" on pages 231 - 237*

XX = Front colour codes to be indicated  
DH = Glossy White  
EC = Glossy Walnut  
EL = Glossy Black

Y = Body colour codes to be indicated  
E = Glossy White  
F = Glossy Black  
G = Glossy Walnut

Z = Handles to be indicated  
1 = Standard handle large/small  
2 = Bar handle  
3 = Square handle

# Sanitaryware and Bathroom Furniture Price List No. 8 - 2009

## Furniture programme Central Line Fashion

**NEW**

€uro

Registered design

### Side cabinet

350 x 800 x 370 mm  
wall-mounted, 1 door, 1 drawer,  
1 shelf  
Fastening set included



hinges on right  
**9712 YZ XX**

### Side cabinet

350 x 960 x 370 mm  
wall-mounted, 1 door, 2 drawers,  
2 shelves  
Fastening set included



hinges on right  
**9716 YZ XX**

hinges on left  
**9715 YZ XX**

DH, EC,  
EL

**584,00**

**584,00**

**779,00**

**779,00**

### Tall cabinet

350 x 1760 x 370 mm  
wall-mounted, 2 doors, 2 drawers,  
3 shelves  
Fastening set included



hinges on right  
**9722 YZ XX**

hinges on left  
**9721 YZ XX**

DH, EC,  
EL

**930,00**

**930,00**

### Metallic legs frame

348 x 240 x 345 mm  
Fastening set included  
for all vanity units, side and tall  
cabinets from furniture programm  
CENTRAL LINE



**9726 00 00**

**175,00**

### Top

350 x 15 x 370 mm  
of glass  
for all vanity units, side and tall  
cabinets from furniture programm  
CENTRAL LINE



**9727 00 00**

**192,00**

*You will find an overview of "countertops for surface-mounted washbasins" on pages 231 - 237*

XX = Front colour codes to be indicated  
DH = Glossy White  
EC = Glossy Walnut  
EL = Glossy Black

Y = Body colour codes to be indicated  
E = Glossy White  
F = Glossy Black  
G = Glossy Walnut

Z = Handles to be indicated  
1 = Standard handle large/small  
2 = Bar handle  
3 = Square handle

# Sanitaryware and Bathroom Furniture Price List No. 8 - 2009

## Furniture programme City Life

€uro

Registered design

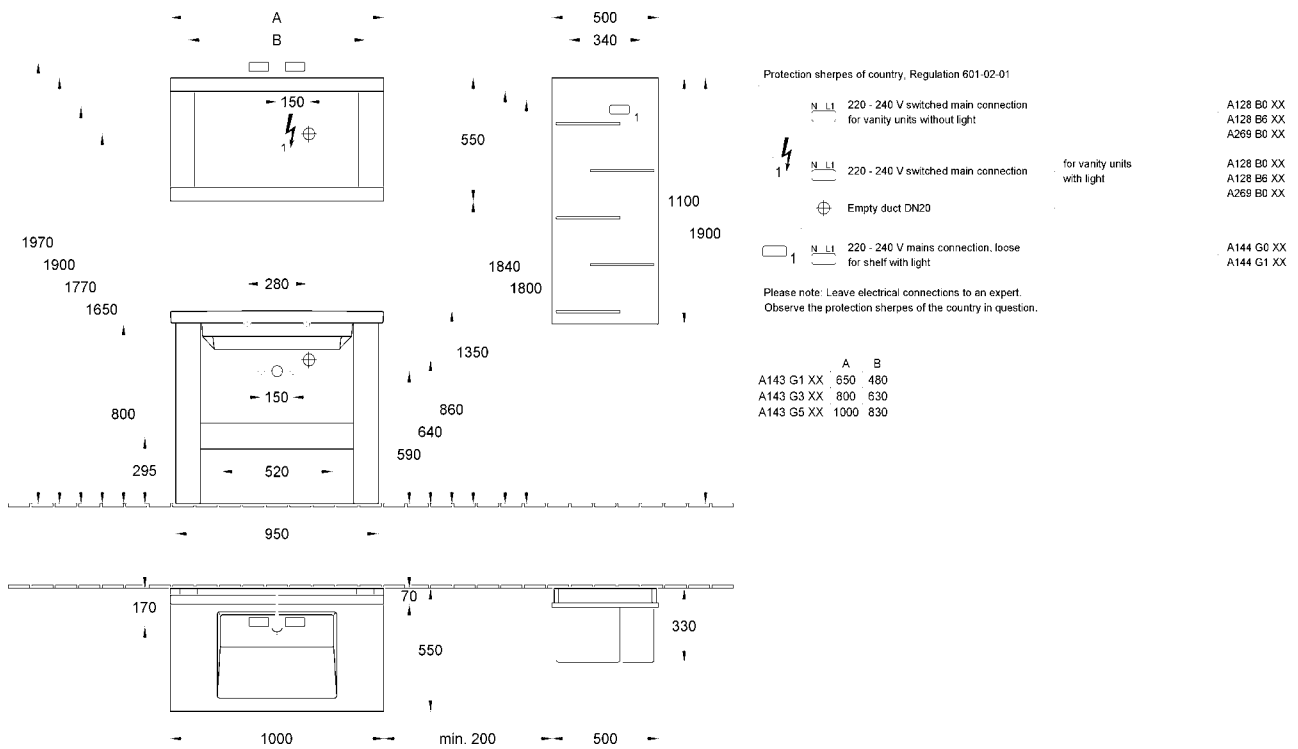
### Front colours

BI Walnut solid/veneer  
EE Okuree

Front/body: chipboard with Okuree real wood veneer, chipboard with walnut real wood veneer  
Handles: brushed stainless steel finish  
Knobs: matt chrome-plated  
Sides of vanity unit: matt plexiglass  
Shelves: glass, matt white, 6 mm  
Shelves: glass, matt white, 10 mm  
Pull-out element: with Soft Closing  
Mirror cabinets: melamine-laminated silver body

### SmartBench:

Lid: Soft Closing  
Glass panel 12 mm, rear side with white painted finish  
WC seat: solid wood  
Height-adjustment: 15 mm  
Toilet brush and paper holder: metal in colour chrome



XX = Front colour codes to be indicated  
BI = Walnut solid/veneer  
EE = Okuree

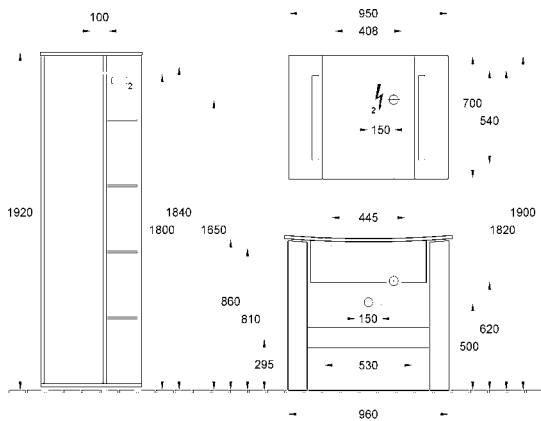


# Sanitaryware and Bathroom Furniture Price List No. 8 - 2009

## Furniture programme City Life

€uro

Registered design



Protection shapes of country, Regulation 601-02-01



220 - 240 V main connection with external light switch

for mirror cabinet with motion detector

A130 G2 00  
A130 G4 00



Empty duct DN20

for vanity units with light

A128 B0 XX  
A128 B6 XX  
A269 B0 XX



220 - 240 V main connection without external light switch

for mirror cabinet with motion detector

A130 G2 00  
A130 G4 00



Empty duct DN20

for vanity units with light

A128 B0 XX  
A128 B6 XX  
A269 B0 XX



220 - 240 V mains connection, loose

for mirror cabinet without motion detector

A130 G1 00  
A130 G3 00

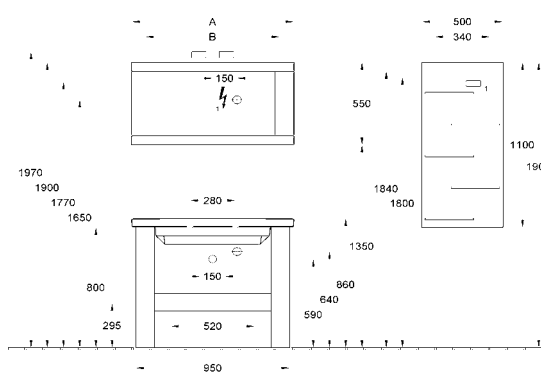
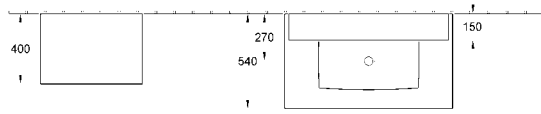


220 - 240 V switched main connection for swivel tall cabinet with light

for vanity units without light

A128 D0 XX  
A128 D6 XX  
A269 D0 XX

Please note: Leave electrical connections to an expert. Observe the protection shapes of the country in question.



Protection shapes of country, Regulation 601-02-01



220 - 240 V switched main connection for vanity units without light

for vanity units with light

A128 B0 XX  
A128 B6 XX  
A269 B0 XX



220 - 240 V switched main connection for vanity units with light

Empty duct DN20

A128 B0 XX  
A128 B6 XX  
A269 B0 XX



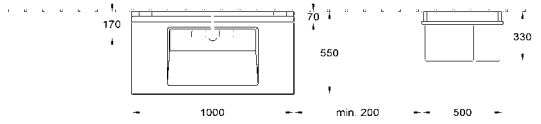
220 - 240 V mains connection, loose for shelf with light

for vanity units without light

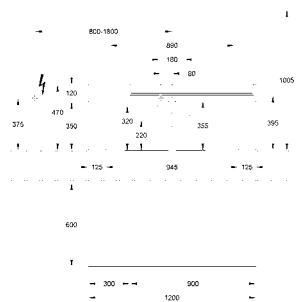
A144 G0 XX  
A144 G1 XX

Please note: Leave electrical connections to an expert. Observe the protection shapes of the country in question.

A	B
A143 G1 XX 550 480	
A143 G3 XX 800 630	
A143 G5 XX 1000 830	



### SmartBench



XX = Front colour codes to be indicated  
BI = Walnut solid/veneer  
EE = Okuree

# Sanitaryware and Bathroom Furniture Price List No. 8 - 2009

## Furniture programme City Life

€uro

Registered design

The washbasin is to be ordered separately.

### Recommendation 1



	With lighting	Without lighting
a) Furniture frame	<b>A128 B0 XX</b>	<b>A128 00 XX</b>
b) Mirror cabinet	<b>A130 30 00</b>	<b>A130 30 00</b>
c) Tall cabinet	<b>A242 10 XX</b>	<b>A242 00 XX</b>
BI, EE	<b>5.246,00</b>	<b>4.821,00</b>

The washbasin is to be ordered separately.

### Recommendation 2



	With lighting	Without lighting
a) Furniture frame	<b>A128 B6 XX</b>	<b>A128 06 XX</b>
b) Mirror cabinet	<b>A130 10 00</b>	<b>A130 10 00</b>
c) Shelf	<b>A142 11 XX</b>	<b>A142 01 XX</b>
d) Bench	<b>A146 00 XX</b>	<b>A146 00 XX</b>
BI, EE	<b>5.335,00</b>	<b>4.948,00</b>

XX = Front colour codes to be indicated  
 BI = Walnut solid/veneer  
 EE = Okuree

# Sanitaryware and Bathroom Furniture Price List No. 8 - 2009

## Furniture programme City Life

€uro

Registered design

The washbasins are to be ordered separately.

### Furniture frame

950 x 800 x 525 mm  
1 drawer, 1 glass shelf on left and on right, 2 wooden shelves on left and on right, Sides in plexiglas  
Fastening set included for vanity washbasins  
METRIC ART 5195 1000 mm



with lighting  
**A269 B0 XX**

without lighting  
**A269 00 XX**

### Furniture frame

960 x 840 x 480/540 mm  
1 drawer, 1 glass shelf on left and on right, 2 wooden shelves on left and on right, Sides in plexiglas  
Fastening set included for NAGANO washbasins 7171



with lighting  
**A128 B0 XX**

without lighting  
**A128 00 XX**

BI, EE	<b>1.607,00</b>	<b>1.417,00</b>	<b>1.695,00</b>	<b>1.495,00</b>
--------	-----------------	-----------------	-----------------	-----------------

### Furniture frame

613 x 740 x 430/500 mm  
1 drawer, 1 glass shelf on left and on right, 2 wooden shelves on left and on right, Sides in plexiglas  
Fastening set included for washbasins PURE BASIC 7106



with lighting  
**A128 B6 XX**

without lighting  
**A128 06 XX**

BI, EE	<b>1.603,00</b>	<b>1.403,00</b>
--------	-----------------	-----------------

### Mirror cabinet

950 x 700 x 150 mm  
with lighting  
2 lamps, switch and socket, 3 height-adjustable glass shelves inside, with swivel sides  
Fastening set included



**A130 30 00**

### Mirror cabinet

800 x 700 x 150 mm  
with lighting  
2 lamps, switch and socket, 3 height-adjustable glass shelves inside, with swivel sides  
Fastening set included



**A130 10 00**

### Mirror cabinet

950 x 700 x 150 mm  
with lighting and motion detector  
4 lamps (on left, right, above and on below), switch and socket, 3 height-adjustable glass shelves inside, with swivel sides  
Fastening set included



**A130 40 00**

### Mirror cabinet

800 x 700 x 150 mm  
with lighting and motion detector  
4 lamps (on left, right, above and on below), switch and socket, 3 height-adjustable glass shelves inside, with swivel sides  
Fastening set included



**A130 20 00**

	<b>1.777,00</b>	<b>1.604,00</b>	<b>2.380,00</b>	<b>2.205,00</b>
--	-----------------	-----------------	-----------------	-----------------

XX = Front colour codes to be indicated  
BI = Walnut solid/veneer  
EE = Okuree

# Sanitaryware and Bathroom Furniture Price List No. 8 - 2009

## Furniture programme City Life

€uro

Registered design

### Mirror

650 x 550/610 x 70/170 mm  
with lighting  
1 lamp, switch on right, Swivel  
sides with mirror inside  
IP 44  
Fastening set included



**A143 10 XX**

### Mirror

800 x 550/610 x 70/170 mm  
with lighting  
1 lamp, switch on right, Swivel  
sides with mirror inside  
IP 44  
Fastening set included



**A143 30 XX**

### Mirror

1000 x 550/610 x 70/170 mm  
with lighting  
1 lamp, switch on right, Swivel  
sides with mirror inside  
IP 44  
Fastening set included



**A143 50 XX**

BI, EE

**774,00**

**815,00**

**864,00**

### Shelf

600 x 1910 x 400 mm  
version right, without lighting  
4 glass shelves  
Fastening set included



**A142 00 XX**

### Shelf

600 x 1910 x 400 mm  
version left, without lighting  
4 glass shelves  
Fastening set included

### Shelf

600 x 1910 x 400 mm  
version right, with lighting  
4 glass shelves, socket and switch  
on left  
Fastening set included



**A142 10 XX**

### Shelf

600 x 1910 x 400 mm  
version left, with lighting  
4 glass shelves, socket and switch  
on right  
Fastening set included

**A142 11 XX**

BI, EE

**1.271,00**

**1.271,00**

**1.458,00**

**1.458,00**

### Box with drawers

340 x 360 x 290 mm  
2 drawers  
for shelves A142



version right  
**A142 90 XX**

version left  
**A142 80 XX**

BI, EE

**615,00**

**615,00**

XX = Front colour codes to be indicated  
BI = Walnut solid/veneer  
EE = Okuree

# Sanitaryware and Bathroom Furniture Price List No. 8 - 2009


## Furniture programme City Life

€uro

Registered design

### Tall cabinet

600 x 1910 x 400 mm  
hinges on left, without lighting  
1 door, 4 glass shelves  
Fastening set included



**A242 00 XX**

### Tall cabinet

600 x 1910 x 400 mm  
hinges on right, without lighting  
1 door, 4 glass shelves  
Fastening set included



**A242 01 XX**

### Tall cabinet

600 x 1910 x 400 mm  
hinges on left, with lighting  
1 door, 4 glass shelves, socket and  
switch on right  
Fastening set included



**A242 10 XX**

### Tall cabinet

600 x 1910 x 400 mm  
hinges on right, with lighting  
1 door, 4 glass shelves, socket and  
switch on left  
Fastening set included



**A242 11 XX**

BI, EE

**1.549,00**

**1.549,00**

**1.774,00**

**1.774,00**

### Wall shelf

500 x 1100 x 330 mm  
version right, without lighting  
wall-mounted  
3 glass shelves on left and 2 on  
right  
Fastening set included



**A144 00 XX**

### Wall shelf

500 x 1100 x 330 mm  
version left, without lighting  
wall-mounted  
2 glass shelves on left and 3 on  
right  
Fastening set included



**A144 01 XX**

### Wall shelf

500 x 1100 x 330 mm  
version right, with lighting  
wall-mounted  
3 glass shelves on left and 2 on  
right, socket and switch on left  
Fastening set included



**A144 10 XX**

### Wall shelf

500 x 1100 x 330 mm  
version left, with lighting  
wall-mounted  
2 glass shelves on left and 3 on  
right, socket and switch on right  
Fastening set included



**A144 11 XX**

BI, EE

**835,00**

**835,00**

**1.061,00**

**1.061,00**

XX = Front colour codes to be indicated  
BI = Walnut solid/veneer  
EE = Okuree

# Sanitaryware and Bathroom Furniture Price List No. 8 - 2009

## Furniture programme City Life

€uro

Registered design

### Bench

1200 x 400 x 360 mm  
With compartment to clear in



**A146 00 XX**

**670,00**

### SmartBench PurAir

1200 x 475 x 600 mm  
Soft-closing cover  
furniture incl. WC PurAir, with  
glass panel, solid wood WC seat,  
toilet-roll holder, toilet brush/  
alternative lid  
**Also required:** (not included):  
Standard battery 4x1.5 V Mono  
D-Cell Alkaline or power supply  
unit 9219 45 01 or 9219 40 01



**A270 N0 XX**

**3.218,00**



**A270 N0 XX**

**3.218,00**

BI, EE

### PurAir mains power supply unit

Input: 100 - 240 V  
50 - 60 Hz  
Output: 5V / 800mA  
IP 44  
Cable length 4 m  
(optional)



**9219 40 01**

**41,00**

### PurAir concealed power supply unit

to fit junction box  
Input: 100 - 240 V  
50 - 60 Hz  
Output: 5V / 800mA  
IP 65  
Cable length 2 m  
(optional)



**9219 45 01**

**51,00**

### PurAir replacement filter

(optional)



**9219 30 01**

**31,00**

### Toilet brush

Replacement toilet brush without  
handle for SmartBench  
(optional)



**B001 15 00**

**26,00**

### Bathtub

1900 x 800 mm



**BQ190CIT7BIV**

**BQ190CIT7EEV**

*Further information is to be found in the Wellness price list.*

XX = Front colour codes to be indicated  
BI = Walnut solid/veneer  
EE = Okuree

# Sanitaryware and Bathroom Furniture Price List No. 8 - 2009

## Furniture programme Gejo

to be discontinued

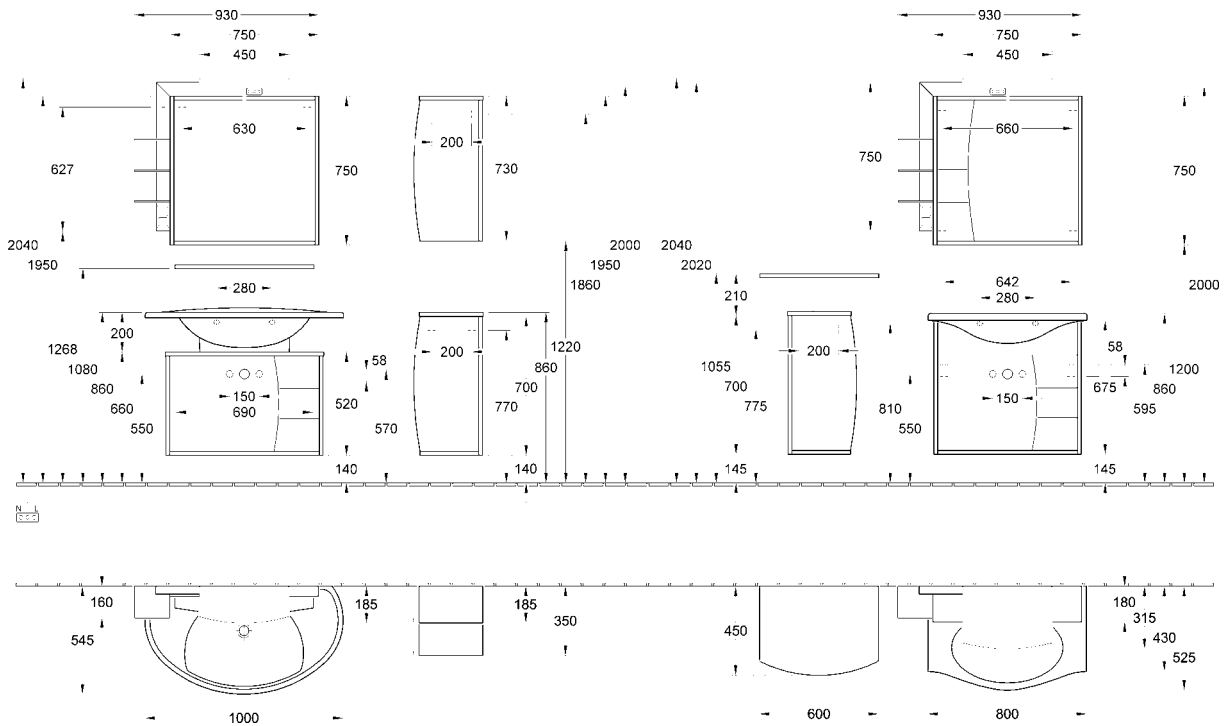
€uro

Registered design

### Front colours

AE Solid alder/wood veneer  
AF Mediterran

Front: solid alder or door-frame solid alder and interior wickerwork  
Body: solid alder, partialy chipboard with alder veneer



220 - 240 V mains connection, loose (protection sherps of country, regulation 601-02-01)  
Please note: Observe the protection sherps of the country in question. Leave electrical connections to an expert.

XX = Front colour codes to be indicated  
AE = Solid alder/wood veneer  
AF = Mediterran

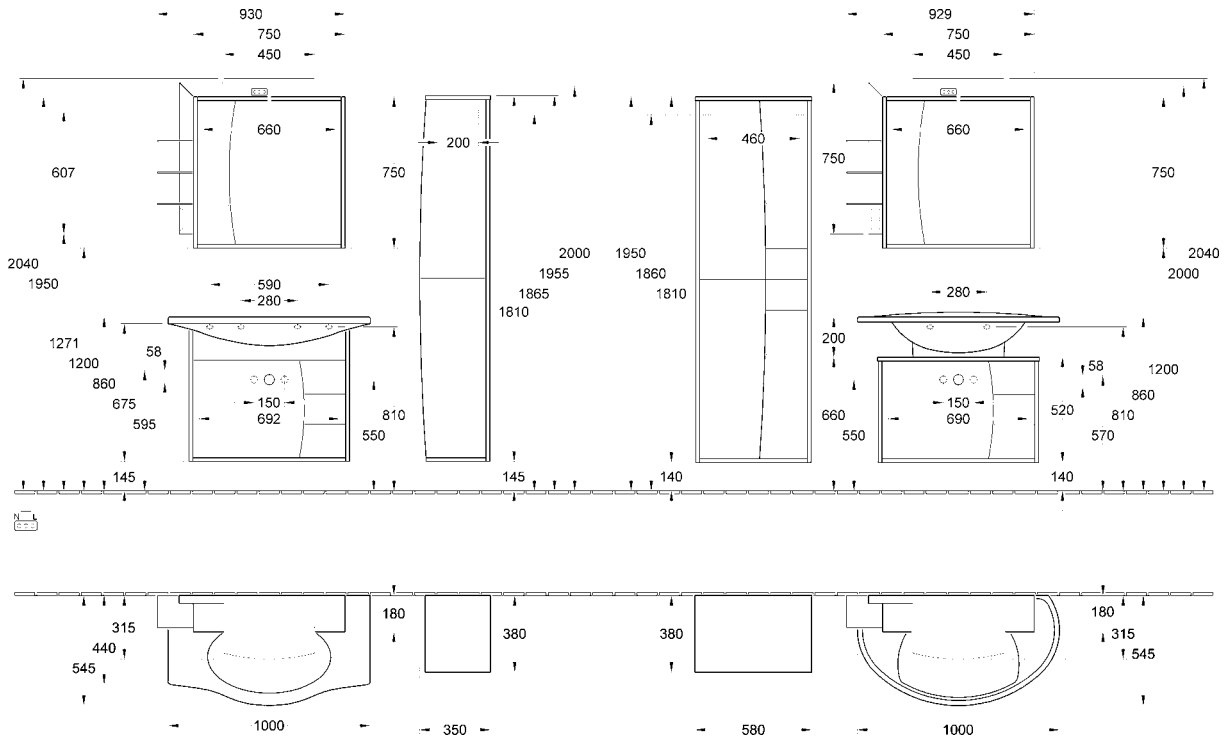
# Sanitaryware and Bathroom Furniture Price List No. 8 - 2009

## Furniture programme Gejo

to be discontinued

€uro

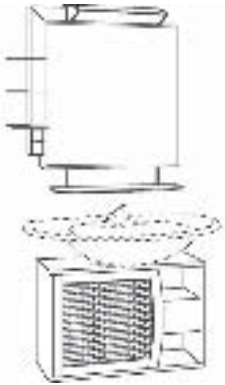
Registered design



220 - 240 V mains connection, loose (protection sherpes of country, regulation 601-02-01)  
Please note: Observe the protection sherpes of the country in question. Leave electrical connections to an expert.

The washbasin is to be ordered separately.

### Recommendation 1



a) Vanity unit	<b>A004 00 XX</b>	(80227-X)
b) Mirror	<b>A006 10 00</b>	(80591)
c) Lamp	<b>A006 91 00</b>	(79978)
d) Shelves	<b>A006 1L 00</b>	(80839-001)
e) Shelf	<b>A006 92 00</b>	(80815)
f) Towel holder	<b>A004 90 00</b>	(79980)
AE, AF	<b>3.449,00</b>	

XX = Front colour codes to be indicated  
AE = Solid alder/wood veneer  
AF = Mediterran



# Sanitaryware and Bathroom Furniture Price List No. 8 - 2009

## Furniture programme Gejo

*to be discontinued*

€uro

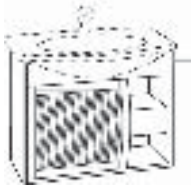
Registered design

The washbasin is to be ordered separately.

### Recommendation 2

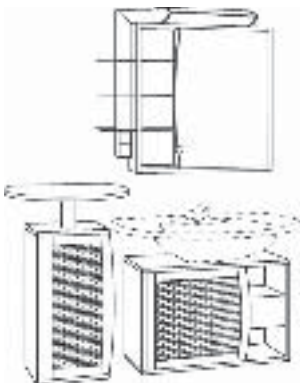


a) Vanity unit	<b>A004 10 XX</b>	(80252-X)
b) Mirror cabinet	<b>A006 00 00</b>	(80596-911)
c) Lamp	<b>A006 90 00</b>	(80678)
d) Shelves	<b>A006 1R 00</b>	(80838-001)
AE, AF	<b>3.882,00</b>	



The washbasin is to be ordered separately.

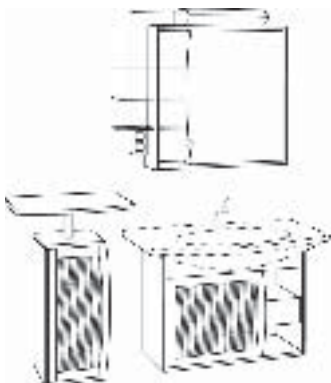
### Recommendation 3 (drawing version left)



	Version left	Version right
a) Vanity unit	<b>A004 00 XX</b>	<b>A004 00 XX</b>
	(80227-X)	(80227-X)
b) Side cabinet	<b>A005 00 XX</b>	<b>A005 01 XX</b>
	(80221-X)	(80222-X)
c) Mirror cabinet	<b>A006 00 00</b>	<b>A006 00 00</b>
	(80596-911)	(80596-911)
d) Lamp	<b>A006 90 00</b>	<b>A006 90 00</b>
	(80678)	(80678)
e) Shelf-element	<b>A005 1L 00</b>	<b>A005 1R 00</b>
	(80851)	(80850)
f) Shelves	<b>A006 1L 00</b>	<b>A006 1L 00</b>
	(80839-001)	(80839-001)
g) Towel holder	<b>A004 90 00</b>	<b>A004 90 00</b>
	(79980)	(79980)
AE, AF	<b>5.281,00</b>	<b>5.281,00</b>

The washbasin is to be ordered separately.

### Recommendation 4 (drawing version left)



	Version left	Version right
a) Vanity unit	<b>A004 20 XX</b>	<b>A004 20 XX</b>
	(80250-X)	(80250-X)
b) Side cabinet	<b>A005 00 XX</b>	<b>A005 01 XX</b>
	(80221-X)	(80222-X)
c) Mirror cabinet	<b>A006 00 00</b>	<b>A006 00 00</b>
	(80596-911)	(80596-911)
d) Lamp	<b>A006 90 00</b>	<b>A006 90 00</b>
	(80678)	(80678)
e) Shelf-element	<b>A005 3L 00</b>	<b>A005 3R 00</b>
	(80853)	(80852)
f) Shelves	<b>A006 1L 00</b>	<b>A006 1L 00</b>
	(80839-001)	(80839-001)
AE, AF	<b>5.356,00</b>	<b>5.356,00</b>

XX = Front colour codes to be indicated  
 AE = Solid alder/wood veneer  
 AF = Mediterran

# Sanitaryware and Bathroom Furniture Price List No. 8 - 2009

## Furniture programme Gejo

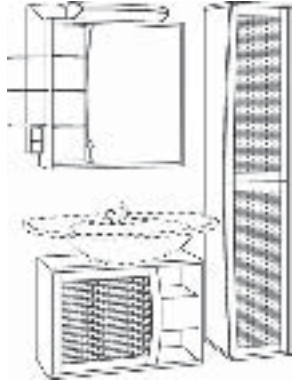
to be discontinued

€uro

Registered design

The washbasin is to be ordered separately.

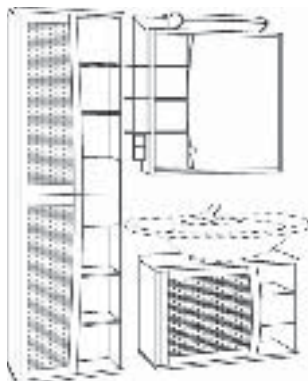
### Recommendation 5 (drawing version right)



	Version left	Version right
a) Vanity unit	<b>A004 00 XX</b> (80227-X)	<b>A004 00 XX</b> (80227-X)
b) Mirror cabinet	<b>A006 00 00</b> (80596-911)	<b>A006 00 00</b> (80596-911)
c) Lamp	<b>A006 90 00</b> (80678)	<b>A006 90 00</b> (80678)
d) Tall cabinet	<b>A008 10 XX</b> (80357-X)	<b>A008 11 XX</b> (80358-X)
e) Shelves	<b>A006 1L 00</b> (80839-001)	<b>A006 1L 00</b> (80839-001)
f) Towel holder	<b>A004 90 00</b> (79980)	<b>A004 90 00</b> (79980)
AE, AF	<b>5.660,00</b>	<b>5.660,00</b>

The washbasin is to be ordered separately.

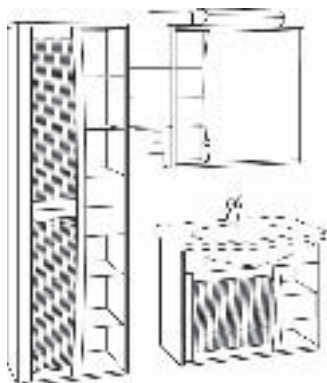
### Recommendation 6



	Version left	Version right
a) Vanity unit	<b>A004 00 XX</b> (80227-X)	<b>A004 00 XX</b> (80227-X)
b) Mirror cabinet	<b>A006 00 00</b> (80596-911)	<b>A006 00 00</b> (80596-911)
c) Lamp	<b>A006 90 00</b> (80678)	<b>A006 90 00</b> (80678)
d) Tall cabinet	<b>A008 00 XX</b> (80367-X01)	<b>A008 01 XX</b> (80368-X01)
e) Shelves	<b>A006 1L 00</b> (80839-001)	<b>A006 1L 00</b> (80839-001)
f) Towel holder	<b>A004 90 00</b> (79980)	<b>A004 90 00</b> (79980)
AE, AF	<b>6.655,00</b>	<b>6.655,00</b>

The washbasin is to be ordered separately.

### Recommendation 7



	Version left	Version right
a) Vanity unit	<b>A004 10 XX</b> (80252-X)	<b>A004 10 XX</b> (80252-X)
b) Mirror cabinet	<b>A006 00 00</b> (80596-911)	<b>A006 00 00</b> (80596-911)
c) Lamp	<b>A006 90 00</b> (80678)	<b>A006 90 00</b> (80678)
d) Tall cabinet	<b>A008 00 XX</b> (80367-X01)	<b>A008 01 XX</b> (80368-X01)
e) Shelves	<b>A006 1L 00</b> (80839-001)	<b>A006 1L 00</b> (80839-001)
AE, AF	<b>6.636,00</b>	<b>6.636,00</b>

XX = Front colour codes to be indicated  
 AE = Solid alder/wood veneer  
 AF = Mediterran

# Sanitaryware and Bathroom Furniture Price List No. 8 - 2009

**Furniture programme Gejo**

*to be discontinued*

€uro

Registered design

The washbasins are to be ordered separately.

### Vanity unit

800 x 520 x 350 mm  
hinges on left  
wall-mounted  
1 door, 1 drawer  
Fastening set included  
for vanity washbasin SOLO  
7168 10 XX



**A004 00 XX (80227-X)**

AE, AF

**1.462,00**

### Towel holder

120 x 420 mm  
to be installed on left or right on  
vanity unit  
Swiveled  
anodised aluminium



**A004 90 00 (79980)**

**149,00**

### Vanity unit

795 x 665 x 400 mm  
hinges on left  
wall-mounted  
1 door, 1 drawer  
Fastening set included  
for VELVET vanity washbasins  
7192 1000 mm



**A004 20 XX (80250-X)**

AE, AF

**1.686,00**

### Vanity unit

744 x 665 x 400 mm  
hinges on left  
wall-mounted  
1 door, 1 drawer  
Fastening set included  
for VELVET vanity washbasins  
7192 800 mm



**A004 10 XX (80252-X)**

**1.592,00**

### Towel holder

40 x 420/600 mm  
single, telescopic  
chrome



**A004 91 61 (00981)**

**134,00**

### Towel holder

80/40 x 355/580 mm  
double, telescopic  
chrome



**A004 92 61 (00983)**

**204,00**

### Mirror

750 x 750 x 40 mm  
Fastening set included

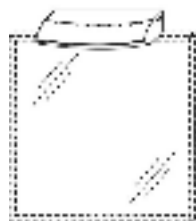


**A006 10 00 (80591)**

**490,00**

### VITAL Lamp

448 x 90 x 180 mm



**A006 91 00 (79978)**

**582,00**

### Mirror heating

400 x 600 x 3 mm  
adhesive included



**B000 01 00 (00988)**

**192,00**

### Shelf

700 x 120 x 140 mm  
Fastening set included



**A006 92 00 (80815)**

**193,00**

XX = Front colour codes to be indicated  
AE = Solid alder/wood veneer  
AF = Mediterran

# Sanitaryware and Bathroom Furniture Price List No. 8 - 2009

**Furniture programme Gejo**

*to be discontinued*

€uro

Registered design

## Mirror cabinet

750 x 750 x 180 mm  
3 glass shelves, 3 shelves, 1 door  
Fastening set included



**A006 00 00 (80596-911)**

**1.099,00**

## VITAL Lamp

448 x 90 x 315 mm



**A006 90 00 (80678)**

**618,00**

## Shelves

298 x 750 x 160 mm



version left, switch and socket on left

**A006 1L 00 (80839-001)**

**573,00**



version right, switch and socket on right

**A006 1R 00 (80838-001)**

**573,00**

## Shelves

298 x 750 x 160 mm



version left, without switch and socket

**A006 2L 00 (80837-001)**

**389,00**



version right, without switch and socket

**A006 2R 00 (80836-001)**

**389,00**

## Wall-mounted cabinet

350 x 730 x 180 mm  
wall-mounted, 1 door, 3 shelves  
Fastening set included



hinges on left

**A007 10 XX (80331-X)**

**1.088,00**

hinges on right

**A007 11 XX (80332-X)**

**1.088,00**

AE, AF

XX = Front colour codes to be indicated  
AE = Solid alder/wood veneer  
AF = Mediterran

# Sanitaryware and Bathroom Furniture Price List No. 8 - 2009

## Furniture programme Gejo

*to be discontinued*

€uro

Registered design

### Side cabinet

350 x 700 x 350 mm  
wall-mounted, 1 door, 2 shelves  
Fastening set included



hinges on left  
**A005 00 XX (80221-X)**

hinges on right  
**A005 01 XX (80222-X)**

### Side cabinet

350 x 700 x 350 mm  
wall-mounted, 1 door, 2 shelves,  
1 swivel drawer  
Fastening set included



hinges on left  
**A005 10 XX (80229-X)**



hinges on right  
**A005 11 XX (80228-X)**

AE, AF	<b>996,00</b>	<b>996,00</b>	<b>1.172,00</b>	<b>1.172,00</b>
--------	---------------	---------------	-----------------	-----------------

### Top

322 x 19 x 350 mm



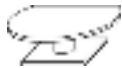
for side cabinets A005 00, A005 10  
**A005 2L 00 (80825-35)**

for side cabinets A005 01, A005 11  
**A005 2R 00 (80824-35)**

<b>132,00</b>	<b>132,00</b>
---------------	---------------

### Shelf-element

600 x 208 x 475 mm



for side cabinets A005 00, A005 10  
**A005 1L 00 (80851)**

for side cabinets A005 01, A005 11  
**A005 1R 00 (80850)**

<b>384,00</b>	<b>384,00</b>
---------------	---------------

### Shelf-element

600 x 208 x 450 mm



for side cabinets A005 00, A005 10  
**A005 3L 00 (80853)**

for side cabinets A005 01, A005 11  
**A005 3R 00 (80852)**

<b>384,00</b>	<b>384,00</b>
---------------	---------------

XX = Front colour codes to be indicated  
AE = Solid alder/wood veneer  
AF = Mediterran

# Sanitaryware and Bathroom Furniture Price List No. 8 - 2009

## Furniture programme Gejo

*to be discontinued*

€uro

Registered design

### Tall cabinet

580 x 1810 x 380 mm  
wall-mounted, 2 doors, 4 shelves,  
2 drawers, 4 glass shelves  
Fastening set included



hinges on left  
**A008 00 XX (80367-X01)**

### Tall cabinet

350 x 1810 x 380 mm  
wall-mounted, 2 doors, 4 shelves  
Fastening set included



hinges on right  
**A008 01 XX (80368-X01)**

hinges on left  
**A008 10 XX (80357-X)**

hinges on right  
**A008 11 XX (80358-X)**

AE, AF

**2.754,00**

**2.754,00**

**1.759,00**

**1.759,00**

### Laundry basket

220 x 410 x 284 mm



**B001 01 00 (79968)**

**136,00**

### Socket

172 x 125 x 88 mm



**B000 02 00 (00611)**

**114,00**

XX = Front colour codes to be indicated  
AE = Solid alder/wood veneer  
AF = Mediterran

# Sanitaryware and Bathroom Furniture Price List No. 8 - 2009

## Furniture programme Shape

**NEW**

€uro

Registered design

### Front colours

- ED Macassar décor
- EH Merano
- EJ Arabesque
- EK Crème

### Body colours

- ED Macassar décor
- EH Merano
- EK Crème

Fronts: Chipboard melamine-laminated Macassar, Merano, Arabesque and Crème

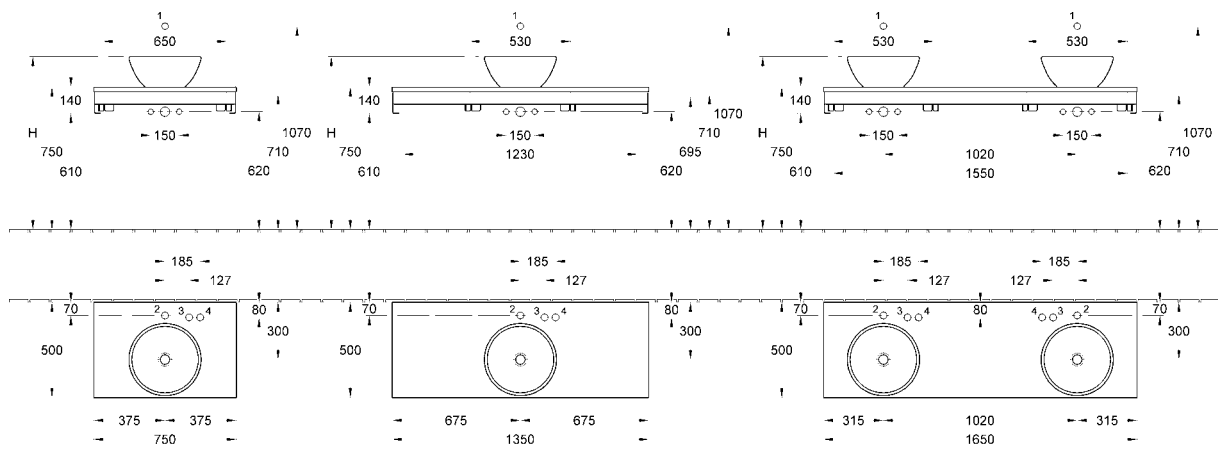
Body/Countertop: Chipboard melamine-laminated Macassar, Merano and Crème

Towel holder and side trims: Silver-anodised aluminium

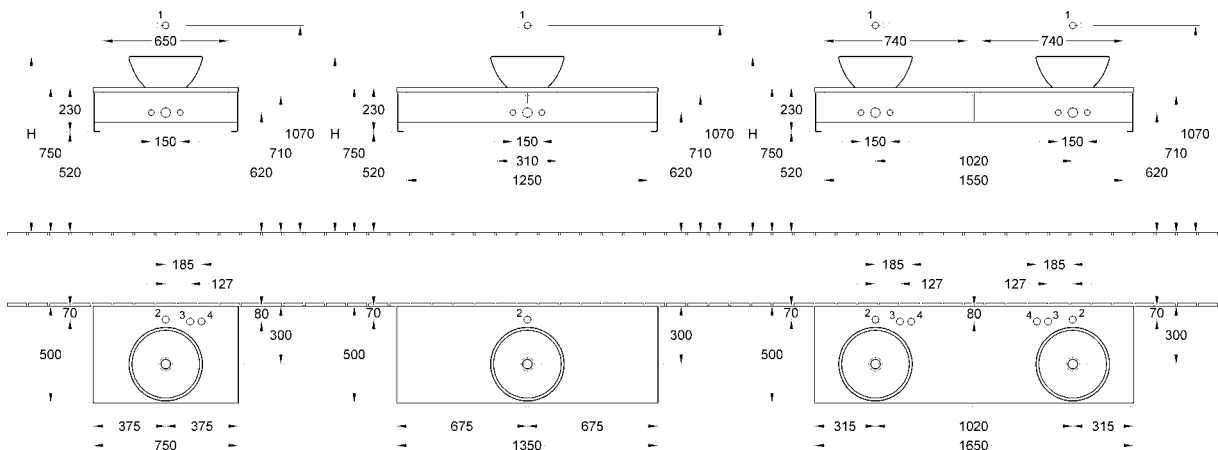
Doors/pull-out elements/drawers: with Soft Closing function

Recommended tap fittings for combination with Loop & Friends surface-mounted washbasins Soul, Circle and Cult

### Produced to order



	1	2	3	4	H
7180 38 XX / 7181 38 XX	x	x			910
7187 00 XX / 7187 01 XX	x	x			925
7186 00 XX / 7186 01 XX	x	x			925
7180 43 XX / 7181 43 XX	x		x		930
7187 10 XX / 7187 11 XX	x				925
7186 10 XX / 7186 11 XX	x		x		925
6167 00 XX / 6167 01 XX	x	x			925
5135 50 XX / 5135 51 XX					885
5135 60 XX / 5135 61 XX					885



	1	2	3	4	H
7180 38 XX / 7181 38 XX	x	x			910
7187 00 XX / 7187 01 XX	x	x			925
7186 00 XX / 7186 01 XX	x	x			925
7180 43 XX / 7181 43 XX	x		x		930
7187 10 XX / 7187 11 XX	x				925
7186 10 XX / 7186 11 XX	x		x		925
6167 00 XX / 6167 01 XX	x	x			925
5135 50 XX / 5135 51 XX					885
5135 60 XX / 5135 61 XX					885

**We recommend the More To See mirror range to go with the Shape furniture range**

- XX = Front colour codes to be indicated
- YY = Body colour codes to be indicated
- ED = Macassar décor
- ED = Macassar décor
- EH = Merano
- EH = Merano
- EJ = Arabesque
- EK = Crème
- EK = Crème

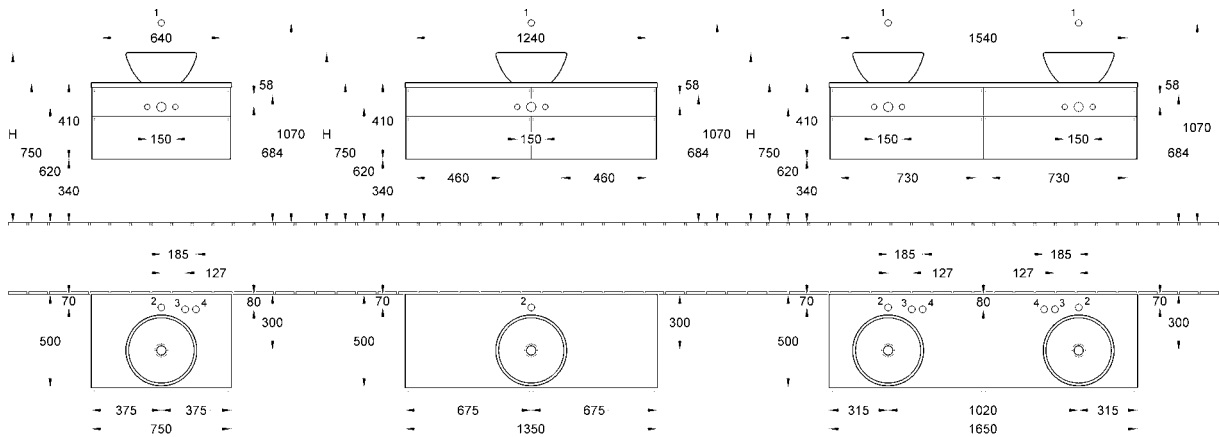
# Sanitaryware and Bathroom Furniture Price List No. 8 - 2009

## Furniture programme Shape

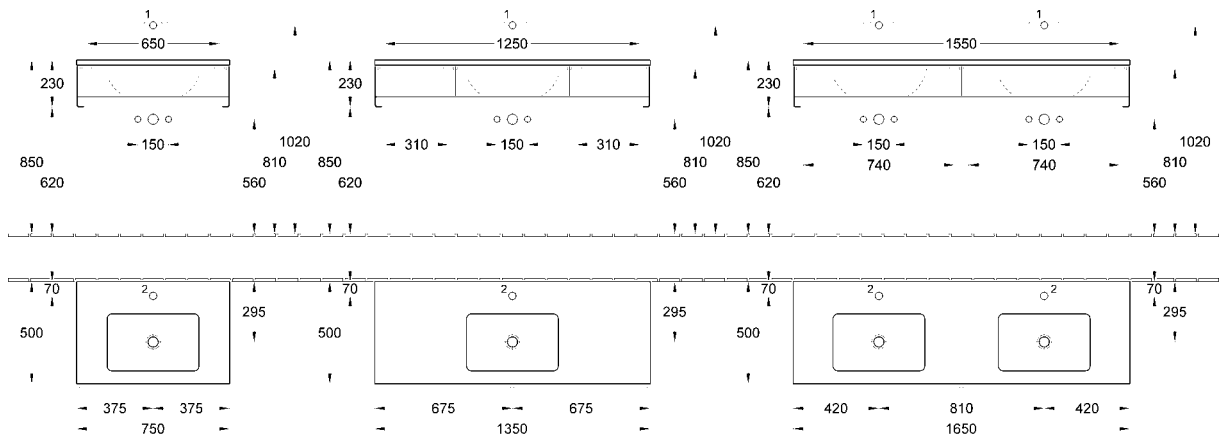
**NEW**

€uro

Registered design



	1 <sub>o</sub>	2 <sub>o</sub>	3 <sub>o</sub>	4 <sub>o</sub>	H
7189 38 XX / 7181 38 XX	x	x			910
7187 00 XX / 7187 01 XX	x	x			925
7186 00 XX / 7186 01 XX	x	x			925
7189 43 XX / 7181 43 XX	x		x		930
7187 10 XX / 7187 11 XX	x				925
7186 10 XX / 7186 11 XX	x			x	925
6167 00 XX / 6167 01 XX	x				925
6135 50 XX / 6135 51 XX	x	x			885
6135 60 XX / 6135 61 XX	x	x			885



	1 <sub>o</sub>	2 <sub>o</sub>
6163 10 01 / 6163 10 R1	x	x
6163 11 01 / 6163 11 R1	x	x

**We recommend the More To See mirror range to go with the Shape furniture range**

- XX = Front colour codes to be indicated
- ED = Macassar décor
- EH = Merano
- EJ = Arabesque
- EK = Crème
- YY = Body colour codes to be indicated
- ED = Macassar décor
- EH = Merano
- EK = Crème



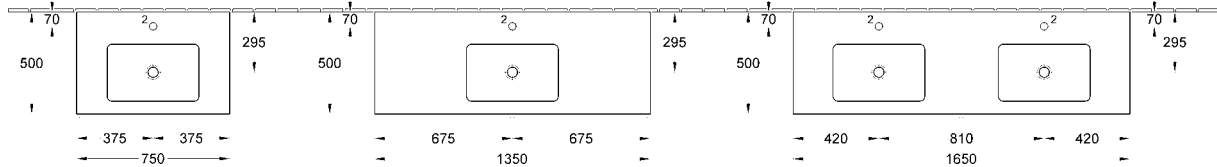
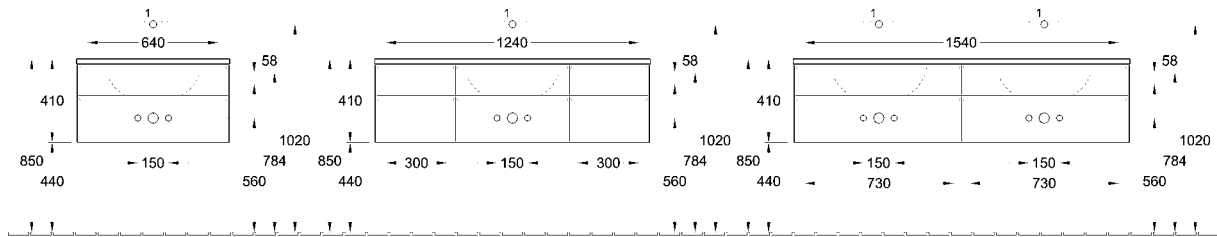
# Sanitaryware and Bathroom Furniture Price List No. 8 - 2009

## Furniture programme Shape

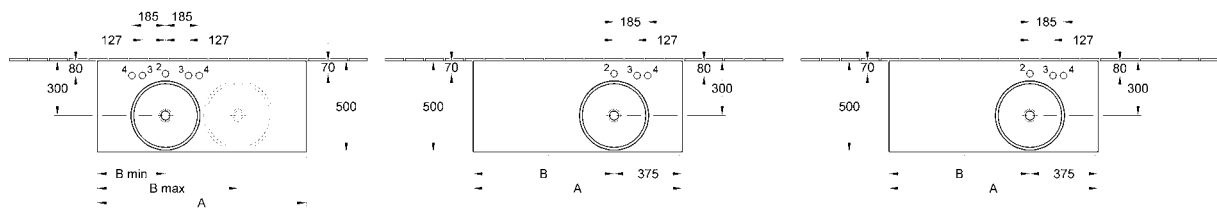
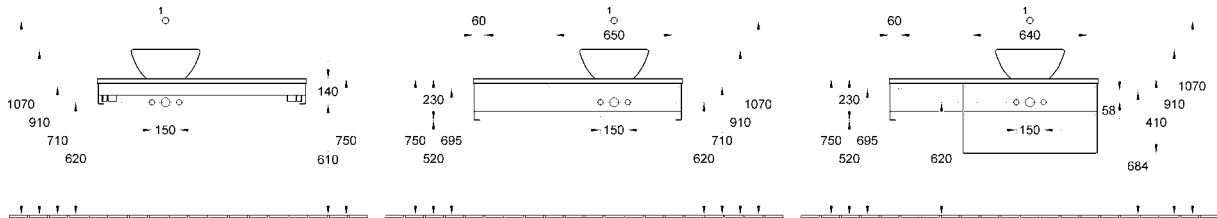
NEW

€uro

Registered design



6163 10 01 / 6163 10 R1 x x  
6163 11 01 / 6163 11 R1 x x



	1 <sup>o</sup>	2 <sup>o</sup>	3 <sup>o</sup>	4 <sup>o</sup>	H
7180 38 XX / 7181 38 XX	x	x			910
7187 00 XX / 7187 01 XX	x	x			925
7186 00 XX / 7186 01 XX	x	x			925
7180 45 XX / 7181 43 XX	x		x		930
7187 10 XX / 7187 11 XX	x				925
7186 10 XX / 7186 11 XX	x			x	925
6167 00 XX / 6167 01 XX	x	x			925
5135 50 XX / 5135 51 XX					885
5135 60 XX / 5135 61 XX					885

	1 <sup>o</sup>	2 <sup>o</sup>	3 <sup>o</sup>	4 <sup>o</sup>	H
7180 38 XX / 7181 38 XX	x	x			910
7187 00 XX / 7187 01 XX	x	x			925
7186 00 XX / 7186 01 XX	x	x			925
7180 43 XX / 7181 43 XX	x		x		930
7187 10 XX / 7187 11 XX	x				925
7186 10 XX / 7186 11 XX	x			x	925
6167 00 XX / 6167 01 XX	x	x			925
5135 50 XX / 5135 51 XX					885
5135 60 XX / 5135 61 XX					885

	1 <sup>o</sup>	2 <sup>o</sup>	3 <sup>o</sup>	4 <sup>o</sup>	H
7180 38 XX / 7181 38 XX	x	x			910
7187 00 XX / 7187 01 XX	x	x			925
7186 00 XX / 7186 01 XX	x	x			925
7180 43 XX / 7181 43 XX	x		x		930
7187 10 XX / 7187 11 XX	x				925
7186 10 XX / 7186 11 XX	x			x	925
6167 00 XX / 6167 01 XX	x	x			925
5135 50 XX / 5135 51 XX					885
5135 60 XX / 5135 61 XX					885

	A	B min	B max
A535 YY 00	750 - 849	375	A-375
A536 YY 00	850 - 1049	375	A-375
A537 YY 00	1050 - 1249	375	A-375
A538 YY 00	1250 - 1449	375	A-375
A539 YY 00	1450 - 1650	375	A-375

	A	B
A540 YY 00 / B540 YY 00	850 - 1049	475 - 674
A541 YY 00 / B541 YY 00	1050 - 1249	675 - 874
A542 YY 00 / B542 YY 00	1250 - 1449	875 - 1074
A543 YY 00 / B543 YY 00	1450 - 1650	1075 - 1275

	A	B
A544 YY 00 / B544 YY 00	850 - 1049	475 - 674
A545 YY 00 / B545 YY 00	1050 - 1249	675 - 874
A546 YY 00 / B546 YY 00	1250 - 1449	875 - 1074
A547 YY 00 / B547 YY 00	1450 - 1650	1075 - 1275

**We recommend the More To See mirror range to go with the Shape furniture range**

XX = Front colour codes to be indicated  
ED = Macassar décor  
EH = Merano  
EJ = Arabesque  
EK = Crème

YY = Body colour codes to be indicated  
ED = Macassar décor  
EH = Merano  
EK = Crème

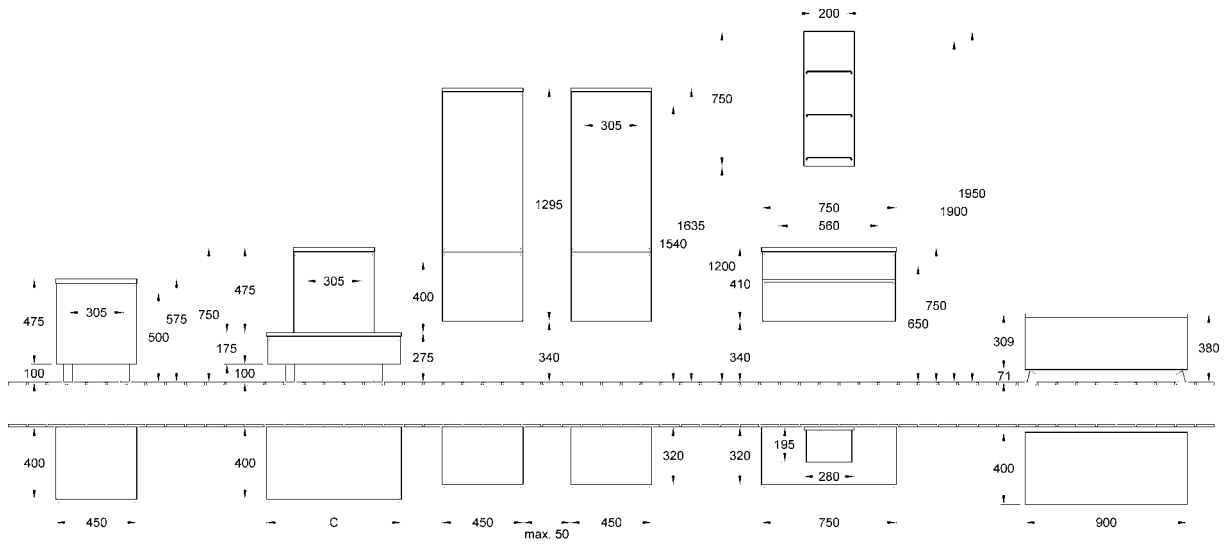
# Sanitaryware and Bathroom Furniture Price List No. 8 - 2009

## Furniture programme Shape

**NEW**

€uro

Registered design



C  
A525 YY XX 750  
A528 YY XX 1350  
A528 YY XX 1350  
A527 YY XX 1650

The washbasins are to be ordered separately.

The undercounter washbasins are fitted into the vanity units at the factory.

### Recommendation 1



a) Countertop

**A510 YY 00**

b) Mirror combination

**A328 45 00**

**994,00**



*We recommend the More To See mirror range to go with the Shape furniture range*

XX = Front colour codes to be indicated  
ED = Macassar décor  
EH = Merano  
EJ = Arabesque  
EK = Crème

YY = Body colour codes to be indicated  
ED = Macassar décor  
EH = Merano  
EK = Crème

# Sanitaryware and Bathroom Furniture Price List No. 8 - 2009

## Furniture programme Shape

**NEW**

€uro

Registered design

The washbasins are to be ordered separately.

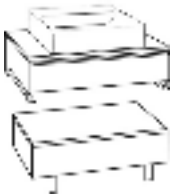
The undercounter washbasins are fitted into the vanity units at the factory.

### Recommendation 2



- |                       |                   |
|-----------------------|-------------------|
| a) Vanity unit        | <b>A513 YY XX</b> |
| b) Mirror combination | <b>A328 45 00</b> |
| c) Glass shelf        | <b>A302 45 00</b> |
| d) Shelf element      | <b>A525 YY XX</b> |

ED, EH, EJ, EK	<b>1.885,00</b>
----------------	-----------------



The washbasins are to be ordered separately.

The undercounter washbasins are fitted into the vanity units at the factory.

### Recommendation 3



- |                       |                   |
|-----------------------|-------------------|
| a) Countertop         | <b>A511 YY 00</b> |
| b) Mirror combination | <b>A328 13 00</b> |

**1.417,00**



The washbasins are to be ordered separately.

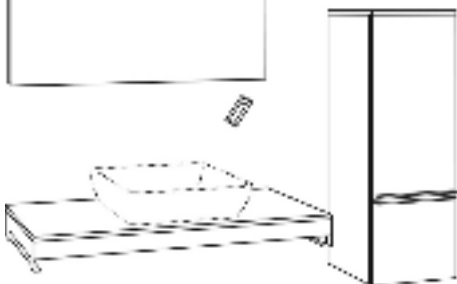
The undercounter washbasins are fitted into the vanity units at the factory.

### Recommendation 4



- |                       |                   |
|-----------------------|-------------------|
| a) Countertop         | <b>A511 YY 00</b> |
| b) Mirror combination | <b>A322 13 00</b> |
| c) Tall cabinet       | <b>A530 YY XX</b> |

ED, EH, EJ, EK	<b>2.113,00</b>
----------------	-----------------



***We recommend the More To See mirror range to go with the Shape furniture range***

XX = Front colour codes to be indicated  
 ED = Macassar décor  
 EH = Merano  
 EJ = Arabesque  
 EK = Crème

YY = Body colour codes to be indicated  
 ED = Macassar décor  
 EH = Merano  
 EK = Crème

# Sanitaryware and Bathroom Furniture Price List No. 8 - 2009

## Furniture programme Shape

**NEW**

€uro

Registered design

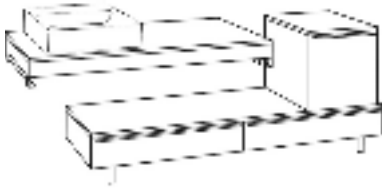
The washbasins are to be ordered separately.

The undercounter washbasins are fitted into the vanity units at the factory.

### Recommendation 5



a) Made to measure countertop	<b>A538 YY 00</b>
b) Mirror combination	<b>A325 13 00</b>
c) Shelf	<b>A534 00 XX</b>
d) Shelf element	<b>A527 YY XX</b>
e) Side cabinet	<b>A532 YY XX</b>
ED, EH, EJ, EK	<b>3.329,00</b>



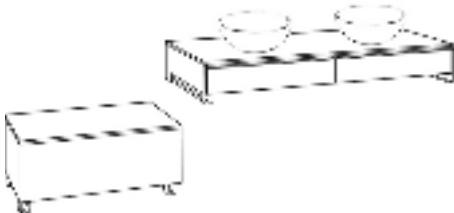
The washbasins are to be ordered separately.

The undercounter washbasins are fitted into the vanity units at the factory.

### Recommendation 6




a) Vanity unit	<b>A515 YY XX</b>
b) Mirror combination	<b>A326 16 00</b>
c) Unit on casters	<b>A533 YY XX</b>
d) 2 x Shelf	<b>A534 00 XX</b>
	<b>A534 00 XX</b>
ED, EH, EJ, EK	<b>3.149,00</b>



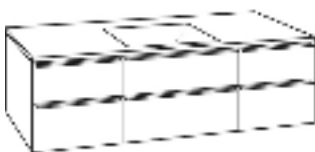
The washbasins are to be ordered separately.

The undercounter washbasins are fitted into the vanity units at the factory.

### Recommendation 7



a) Vanity unit	<b>A520 YY XX</b>
b) Mirror combination	<b>A325 13 00</b>
c) Mirror heating	<b>B000 04 00</b>
ED, EH, EJ, EK	<b>2.770,00</b>



***We recommend the More To See mirror range to go with the Shape furniture range***

XX = Front colour codes to be indicated  
ED = Macassar décor  
EH = Merano  
EJ = Arabesque  
EK = Crème

YY = Body colour codes to be indicated  
ED = Macassar décor  
EH = Merano  
EK = Crème

# Sanitaryware and Bathroom Furniture Price List No. 8 - 2009

## Furniture programme Shape

**NEW**

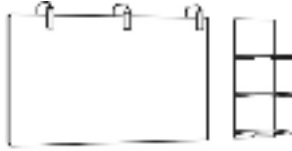
€uro

Registered design

The washbasins are to be ordered separately.

The undercounter washbasins are fitted into the vanity units at the factory.

### Recommendation 8



- a) Vanity unit **A520 YY XX**
- b) Mirror combination **A327 13 00**
- c) Sideboard **A531 YY XX**
- d) Shelf **A534 00 XX**

ED, EH, EJ, EK

**3.238,00**



The washbasins are to be ordered separately.

The undercounter washbasins are fitted into the vanity units at the factory.

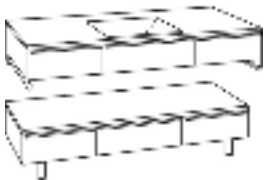
### Recommendation 9



- a) Vanity unit **A517 YY XX**
- b) Mirror combination **A327 13 00**
- c) Shelf element **A528 YY XX**

ED, EH, EJ, EK

**2.841,00**



The washbasins are to be ordered separately.

The undercounter washbasins are fitted into the vanity units at the factory.

### Recommendation 10



- a) Made to measure vanity unit **A547 YY XX**
- b) Mirror **A310 13 00**
- c) Shelf **A534 00 XX**

ED, EH, EJ, EK

**1.929,00**



***We recommend the More To See mirror range to go with the Shape furniture range***

XX = Front colour codes to be indicated  
ED = Macassar décor  
EH = Merano  
EJ = Arabesque  
EK = Crème

YY = Body colour codes to be indicated  
ED = Macassar décor  
EH = Merano  
EK = Crème

# Sanitaryware and Bathroom Furniture Price List No. 8 - 2009

## Furniture programme Shape

**NEW**

€uro

Registered design

The washbasins are to be ordered separately.

The undercounter washbasins are fitted into the vanity units at the factory.

### Countertop

1650 x 140 x 500 mm  
for 2 washbasins  
Towel holder on left and right  
Fastening set included  
for surface-mounted wastafels  
LOOP & FRIENDS, for surface-  
mounted washbasins MEMENTO  
5135 50/51




**A512 YY 00**

**707,00**

### Countertop

1350 x 140 x 500 mm  
washbasin on the middle  
Towel holder on left and right  
Fastening set included  
for surface-mounted wastafels  
LOOP & FRIENDS, for surface-  
mounted washbasins  
MEMENTO 5135




**A511 YY 00**

**580,00**

### Countertop

750 x 140 x 500 mm  
washbasin on the middle  
Towel holder on left and right  
Fastening set included  
for surface-mounted wastafels  
LOOP & FRIENDS, for surface-  
mounted washbasins  
MEMENTO 5135




**A510 YY 00**

**419,00**

### Made to measure countertop

1450/1650 x 140 x 500 mm  
width reduced from 1450 to 1650  
mm  
Towel holder on left and right  
Fastening set included  
for surface-mounted wastafels  
LOOP & FRIENDS, for surface-  
mounted washbasins  
MEMENTO 5135




**A539 YY 00**

**755,00**

### Made to measure countertop

1250/1449 x 140 x 500 mm  
width reduced from 1250 to 1449  
mm  
Towel holder on left and right  
Fastening set included  
for surface-mounted wastafels  
LOOP & FRIENDS, for surface-  
mounted washbasins  
MEMENTO 5135




**A538 YY 00**

**691,00**

### Made to measure countertop

1050/1249 x 140 x 500 mm  
width reduced from 1050 to 1249  
mm  
Towel holder on left and right  
Fastening set included  
for surface-mounted wastafels  
LOOP & FRIENDS, for surface-  
mounted washbasins  
MEMENTO 5135




**A537 YY 00**

**637,00**

### Made to measure countertop

850/1049 x 140 x 500 mm  
width reduced from 850 to 1049  
mm  
Towel holder on left and right  
Fastening set included  
for surface-mounted wastafels  
LOOP & FRIENDS, for surface-  
mounted washbasins  
MEMENTO 5135




**A536 YY 00**

**582,00**

### Vanity unit

1650 x 230 x 500 mm  
for 2 washbasins  
2 pull-out compartments, 4 narrow  
glass drawer dividers, Towel holder  
on left and right  
Fastening set included  
for surface-mounted washbasins  
LOOP & FRIENDS, for surface  
mounted washbasins MEMENTO  
5135 50/51




**A515 YY XX**

**1.154,00**

### Vanity unit

1350 x 230 x 500 mm  
washbasin on the middle  
2 pull-out compartments, 4 narrow  
glass drawer dividers, Towel holder  
on left and right  
Fastening set included  
for surface-mounted washbasins  
LOOP & FRIENDS, for surface  
mounted washbasins  
MEMENTO 5135




**A514 YY XX**

**1.062,00**

### Vanity unit

750 x 230 x 500 mm  
washbasin on the middle  
1 pull-out compartment, 2 narrow  
glass drawer dividers, Towel holder  
on left and right  
Fastening set included  
for surface-mounted washbasins  
LOOP & FRIENDS, for surface  
mounted washbasins  
MEMENTO 5135



**A513 YY XX**

**698,00**

ED, EH,  
EJ, EK

*We recommend the More To See mirror range to go with the Shape furniture range*

XX = Front colour codes to be indicated  
ED = Macassar décor  
EH = Merano  
EJ = Arabesque  
EK = Crème

YY = Body colour codes to be indicated  
ED = Macassar décor  
EH = Merano  
EK = Crème

# Sanitaryware and Bathroom Furniture Price List No. 8 - 2009

## Furniture programme Shape


**NEW**

€uro

Registered design

### Made to measure vanity unit

1450/1650 x 230 x 500 mm  
1 pull-out compartment, 2 narrow glass drawer dividers, Towel holder on left and right  
Fastening set included, for surface-mounted washbasins  
LOOP & FRIENDS, for surface mounted washbasins  
MEMENTO 5135




width reduced from 1450 to 1650 mm, surface mounted washbasin on right  
**A543 YY XX**

width reduced from 1450 to 1650 mm, surface mounted washbasin on left  
**B543 YY XX**

### Made to measure vanity unit

1250/1449 x 230 x 500 mm  
1 pull-out compartment, 2 narrow glass drawer dividers, Towel holder on left and right  
Fastening set included, for surface-mounted washbasins  
LOOP & FRIENDS, for surface mounted washbasins  
MEMENTO 5135



width reduced from 1250 to 1449 mm, surface mounted washbasin on right  
**A542 YY XX**

width reduced from 1250 to 1449 mm, surface mounted washbasin on left  
**B542 YY XX**

ED, EH,  
EJ, EK

**1.186,00**


**1.186,00**

**1.079,00**

**1.079,00**

### Made to measure vanity unit

1050/1249 x 230 x 500 mm  
1 pull-out compartment, 2 narrow glass drawer dividers, Towel holder on left and right  
Fastening set included, for surface-mounted washbasins  
LOOP & FRIENDS, for surface mounted washbasins  
MEMENTO 5135




width reduced from 1050 to 1249 mm, surface mounted washbasin on right  
**A541 YY XX**

width reduced from 1050 to 1249 mm, surface mounted washbasin on left  
**B541 YY XX**

### Made to measure vanity unit

850/1049 x 230 x 500 mm  
1 pull-out compartment, 2 narrow glass drawer dividers, Towel holder on left and right  
Fastening set included, for surface-mounted washbasins  
LOOP & FRIENDS, for surface mounted washbasins  
MEMENTO 5135



width reduced from 850 to 1049 mm, surface mounted washbasin on right  
**A540 YY XX**

width reduced from 850 to 1049 mm, surface mounted washbasin on left  
**B540 YY XX**

ED, EH,  
EJ, EK

**960,00**

**960,00**

**841,00**

**841,00**

*We recommend the More To See mirror range to go with the Shape furniture range*

XX = Front colour codes to be indicated  
ED = Macassar décor  
EH = Merano  
EJ = Arabesque  
EK = Crème

YY = Body colour codes to be indicated  
ED = Macassar décor  
EH = Merano  
EK = Crème

# Sanitaryware and Bathroom Furniture Price List No. 8 - 2009

## Furniture programme Shape


**NEW**

€uro

Registered design

### Vanity unit


1650 x 410 x 500 mm  
for 2 washbasins  
4 pull-out compartments, 2 wide  
glass drawer dividers, 4 narrow  
glass drawer dividers  
Fastening set included  
for surface-mounted washbasins  
LOOP & FRIENDS, for surface  
mounted washbasins MEMENTO  
5135 50/51



**A524 YY XX**

### Vanity unit


1350 x 410 x 500 mm  
washbasin on the middle  
4 pull-out compartments, 2 wide  
glass drawer dividers, 4 narrow  
glass drawer dividers  
Fastening set included  
for surface-mounted washbasins  
LOOP & FRIENDS, for surface  
mounted washbasins  
MEMENTO 5135



**A523 YY XX**

### Vanity unit

750 x 410 x 500 mm  
washbasin on the middle  
2 pull-out compartments, 2 wide  
glass drawer dividers, 2 narrow  
glass drawer dividers  
Fastening set included  
for surface-mounted washbasins  
LOOP & FRIENDS, for surface  
mounted washbasins  
MEMENTO 5135



**A522 YY XX**

ED, EH,  
EJ, EK

**1.509,00**

**1.348,00**

**862,00**

### Made to measure vanity unit

1450/1650 x 410 x 500 mm  
Fastening set included, for  
surface-mounted washbasins  
LOOP & FRIENDS, for surface  
mounted washbasins  
MEMENTO 5135



width reduced from 1450 to  
1650 mm, surface mounted  
washbasin on right  
2 pull-out compartments, 2 wide  
glass drawer dividers, 2 narrow  
glass drawer dividers, 1 towel  
holder on left  
**A547 YY XX**

width reduced from 1450 to  
1650 mm, surface mounted  
washbasin on left  
2 pull-out compartments, 2 wide  
glass drawer dividers, 2 narrow  
glass drawer dividers, 1 towel  
holder on right  
**B547 YY XX**

### Made to measure vanity unit

1250/1449 x 410 x 500 mm  
Fastening set included, for  
surface-mounted washbasins  
LOOP & FRIENDS, for surface  
mounted washbasins  
MEMENTO 5135



width reduced from 1250 to  
1449 mm, surface mounted  
washbasin on right  
2 pull-out compartments, 2 wide  
glass drawer dividers, 2 narrow  
glass drawer dividers, 1 towel  
holder on left  
**A546 YY XX**

width reduced from 1250 to  
1449 mm, surface mounted  
washbasin on left  
2 pull-out compartments, 2 wide  
glass drawer dividers, 2 narrow  
glass drawer dividers, 1 towel  
holder on right  
**B546 YY XX**

ED, EH,  
EJ, EK

**1.316,00**

**1.316,00**

**1.219,00**

**1.219,00**

*We recommend the More To See mirror range to go with the Shape furniture range*

XX = Front colour codes to be indicated  
ED = Macassar décor  
EH = Merano  
EJ = Arabesque  
EK = Crème

YY = Body colour codes to be indicated  
ED = Macassar décor  
EH = Merano  
EK = Crème



# Sanitaryware and Bathroom Furniture Price List No. 8 - 2009

## Furniture programme Shape

**NEW**

€uro

Registered design

### Made to measure vanity unit

1050/1249 x 410 x 500 mm  
Fastening set included, for surface-mounted washbasins  
LOOP & FRIENDS, for surface mounted washbasins  
MEMENTO 5135




width reduced from 1050 to 1249 mm, surface mounted washbasin on right  
2 pull-out compartments, 2 wide glass drawer dividers, 2 narrow glass drawer dividers, 1 towel holder on left  
**A545 YY XX**

width reduced from 1050 to 1249 mm, surface mounted washbasin on left  
2 pull-out compartments, 2 wide glass drawer dividers, 2 narrow glass drawer dividers, 1 towel holder on right  
**B545 YY XX**

### Made to measure vanity unit

850/1049 x 410 x 500 mm  
Fastening set included, for surface-mounted washbasins  
LOOP & FRIENDS, for surface mounted washbasins  
MEMENTO 5135



width reduced from 850 to 1049 mm, surface mounted washbasin on right  
2 pull-out compartments, 2 wide glass drawer dividers, 2 narrow glass drawer dividers, 1 towel holder on left  
**A544 YY XX**

width reduced from 850 to 1049 mm, surface mounted washbasin on left  
2 pull-out compartments, 2 wide glass drawer dividers, 2 narrow glass drawer dividers, 1 towel holder on right  
**B544 YY XX**

ED, EH,  
EJ, EK

**1.101,00**

**1.101,00**

**971,00**

**971,00**

*We recommend the More To See mirror range to go with the Shape furniture range*

XX = Front colour codes to be indicated  
ED = Macassar décor  
EH = Merano  
EJ = Arabesque  
EK = Crème












YY = Body colour codes to be indicated  
ED = Macassar décor  
EH = Merano  
EK = Crème

# Sanitaryware and Bathroom Furniture Price List No. 8 - 2009

## Furniture programme Shape

### Overview - Vanity units for surface mounted washbasins Loop & Friends and Memento

Registered design

		 Countertop / Vanity unit <b>750 mm</b> A510 YY 00 A513 YY XX A512 YY XX			 Countertop / Vanity unit <b>1.350 mm</b> A511 YY 00 A514 Y XX A523 YY XX		
		Wall-mounted mixer	1-hole tap fitting on the middle	1-hole tap fitting on side	Wall-mounted mixer	1-hole tap fitting on the middle	1-hole tap fitting on side
 7180 38 XX 7181 38 XX Ø 380 mm		<b>X</b>	<b>X</b>		<b>X</b>	<b>X</b>	
 7187 00 XX 7187 01 XX 380 x 380 mm		<b>X</b>	<b>X</b>		<b>X</b>	<b>X</b>	
 7186 00 XX 7186 01 XX 530 x 380 mm		<b>X</b>	<b>X</b>		<b>X</b>	<b>X</b>	
 6167 00 XX 6167 01 XX 580 x 380 mm		<b>X</b>	<b>X</b>		<b>X</b>	<b>X</b>	
 7180 43 XX 7181 43 XX Ø 430 mm		<b>X</b>		<b>X</b>	<b>X</b>	only for A511 YY 00	
 7187 10 XX 7187 11 XX 430 x 430 mm		<b>X</b>			<b>X</b>		
 7186 10 XX 7186 11 XX 600 x 430 mm		<b>X</b>		<b>X</b>	<b>X</b>	only for A511 YY 00	
 5135 50 XX 5135 51 XX 500 x 420 mm			<b>X</b>		<b>X</b>		
		<b>PLEASE NOTE: for surface-mounted washbasins Memento only 1-hole tap fittings possible</b>					
 5135 60 XX 5135 61 XX 600 x 420 mm			<b>X</b>		<b>X</b>		
		<b>PLEASE NOTE: for surface-mounted washbasins Memento only 1-hole tap fittings possible</b>					

XX = Front colour to be indicated  
ED = Macassar Decor  
EH = Merano  
EJ = Arabesque  
EK = Crème












YY = Body colour to be indicated  
ED = Macassar Decor  
EH = Merano  
EK = Crème

# Sanitaryware and Bathroom Furniture Price List No. 8 - 2009

## Furniture programme Shape

### Overview - Vanity units for surface mounted washbasins Loop & Friends and Memento

Registered design

							
		Countertop / Vanity unit <b>1.650 mm</b> A512 YY 00 A515 YY XX A524 YY XX			Countertop / Vanity unit <b>made to measure</b> A536 YY 00    A540 YY XX    B540 YY XX A537 YY 00    A541 YY XX    B541 YY XX A538 YY 00    A542 YY XX    B542 YY XX A539 YY 00    A543 YY XX    B543 YY XX A544 YY XX    B544 YY XX A545 YY XX    B545 YY XX A546 YY XX    B546 YY XX A547 YY XX    B547 YY XX		
		Wall-mounted mixer	1-hole tap fitting on the middle	1-hole tap fitting on side	Wall-mounted mixerr	1-hole tap fitting on the middle	1-hole tap fitting on side
	7180 38 XX 7181 38 XX	<b>X</b>	<b>X</b>		<b>X</b>	<b>X</b>	
	Ø 380 mm						
	7187 00 XX 7187 01 XX	<b>X</b>	<b>X</b>		<b>X</b>	<b>X</b>	
	380 x 380 mm						
	7186 00 XX 7186 01 XX	<b>X</b>	<b>X</b>		<b>X</b>	<b>X</b>	
	530 x 380 mm						
	6167 00 XX 6167 01 XX	<b>X</b>	<b>X</b>		<b>X</b>	<b>X</b>	
	580 x 380 mm						
	7180 43 XX 7181 43 XX	<b>X</b>		<b>X</b>	<b>X</b>		<b>X</b>
	Ø 430 mm						
	7187 10 XX 7187 11 XX	<b>X</b>			<b>X</b>		
	430 x 430 mm						
	7186 10 XX 7186 11 XX	<b>X</b>		<b>X</b>	<b>X</b>		<b>X</b>
	600 x 430 mm						
	5135 50 XX 5135 51 XX					<b>X</b>	
	500 x 420 mm	<b>PLEASE NOTE: for surface-mounted washbasins Memento only 1-hole tap fittings possible</b>					
	5135 60 XX 5135 61 XX		<b>X</b>			<b>X</b>	
	600 x 420 mm	<b>PLEASE NOTE: for surface-mounted washbasins Memento only 1-hole tap fittings possible</b>					

XX = Front colour to be indicated  
 ED = Macassar Decor  
 EH = Merano  
 EJ = Arabesque  
 EK = Crème

YY = Body colour to be indicated  
 ED = Macassar Decor  
 EH = Merano  
 EK = Crème

# Sanitaryware and Bathroom Furniture Price List No. 8 - 2009

## Furniture programme Shape


**NEW**

€uro

Registered design

### Vanity unit

1650 x 230 x 500 mm  
for 2 washbasins  
2 trims, Towel holder on left and right  
Fastening set included  
for undercounter washbasins  
LOOP & FRIENDS 6163 10/11




**A518 YY XX**

**1.046,00**

### Vanity unit

1350 x 230 x 500 mm  
washbasin on the middle  
2 pull-out compartments, 1 trim,  
2 narrow glass drawer dividers,  
Towel holder on left and right  
Fastening set included  
for undercounter washbasins  
LOOP & FRIENDS 6163 10/11




**A517 YY XX**

**1.144,00**

### Vanity unit

750 x 230 x 500 mm  
washbasin on the middle  
1 trim, Towel holder on left and right  
Fastening set included  
for undercounter washbasins  
LOOP & FRIENDS 6163 10/11




**A516 YY XX**

**669,00**

ED, EH,  
EJ, EK

### Vanity unit

1650 x 410 x 500 mm  
for 2 washbasins  
2 pull-out compartments, 2 trims,  
4 wide glass drawer dividers  
Fastening set included  
for undercounter washbasins  
LOOP & FRIENDS 6163 10/11




**A521 YY XX**

**1.294,00**

### Vanity unit

1350 x 410 x 500 mm  
washbasin on the middle  
5 pull-out compartments, 1 trim,  
2 wide glass drawer dividers,  
2 narrow glass drawer dividers  
Fastening set included  
for undercounter washbasins  
LOOP & FRIENDS 6163 10/11




**A520 YY XX**

**1.456,00**

### Vanity unit

750 x 410 x 500 mm  
washbasin on the middle  
1 pull-out compartment, 1 trim,  
2 wide glass drawer dividers  
Fastening set included  
for undercounter washbasins  
LOOP & FRIENDS 6163 10/11



**A519 YY XX**

**896,00**

ED, EH,  
EJ, EK

### Shelf element

1650 x 275 x 400 mm  
2 pull-out compartments



**A527 YY XX**

**749,00**

### Shelf element

1350 x 275 x 400 mm  
3 pull-out compartments




**A528 YY XX**

**831,00**

### Shelf element

1350 x 275 x 400 mm  
2 pull-out compartments



**A526 YY XX**

**712,00**

### Shelf element

750 x 275 x 400 mm  
1 pull-out compartment



**A525 YY XX**

**496,00**

ED, EH,  
EJ, EK

*We recommend the More To See mirror range to go with the Shape furniture range*

XX = Front colour codes to be indicated  
ED = Macassar décor  
EH = Merano  
EJ = Arabesque  
EK = Crème

YY = Body colour codes to be indicated  
ED = Macassar décor  
EH = Merano  
EK = Crème

# Sanitaryware and Bathroom Furniture Price List No. 8 - 2009

## Furniture programme Shape

**NEW**

€uro

Registered design

### Side cabinet

450 x 475 x 400 mm  
1 pull-out compartment



**A532 YY XX**

### Legs

100 mm  
Fastening set included  
for side cabinet A532 YY



**A532 99 00**

### Sideboard

750 x 410 x 320 mm  
wall-mounted  
2 pull-out compartments  
Fastening set included



**A531 YY XX**

### Unit on casters

900 x 380 x 400 mm  
Cover



**A533 YY XX**

ED, EH,  
EJ, EK

**377,00**

**87,00**

**594,00**

**512,00**

### Tall cabinet

450 x 1296 x 320 mm  
wall-mounted, 2 doors, 3 glass  
shelves, 1 fixed shelf  
Fastening set included



hinges on right  
**A530 YY XX**

### Shelf

280 x 750 x 195 mm  
3 shelves  
Fastening set included



**A534 00 XX**

hinges on left  
**A529 YY XX**

ED, EH,  
EJ, EK

**582,00**

**582,00**

**322,00**

### Drawer divider

321 x 55 x 6 mm  
of glass, for drawer  
2 pieces, Fastening set included  
**B001 16 00**

**18,00**

### Drawer divider

321 x 114 x 6 mm  
of glass, for pull-out compartment  
2 pieces, Fastening set included  
**B001 17 00**

**21,00**

### Aluminium bar

326 x 10 mm  
2 pieces  
**B001 18 00**

**16,00**

### Shelf

324 x 100 x 52 mm  
**B001 19 00**

**5,00**

*We recommend the More To See mirror range to go with the Shape furniture range*

XX = Front colour codes to be indicated  
ED = Macassar décor  
EH = Merano  
EJ = Arabesque  
EK = Crème

YY = Body colour codes to be indicated  
ED = Macassar décor  
EH = Merano  
EK = Crème

# Sanitaryware and Bathroom Furniture Price List No. 8 - 2009

## Furniture programme Viva Classic

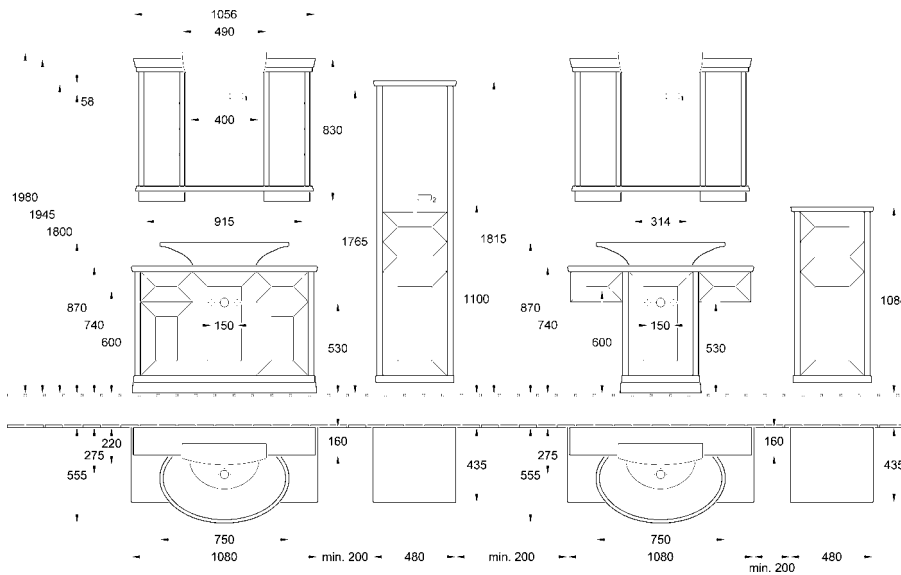
€uro



Registered design

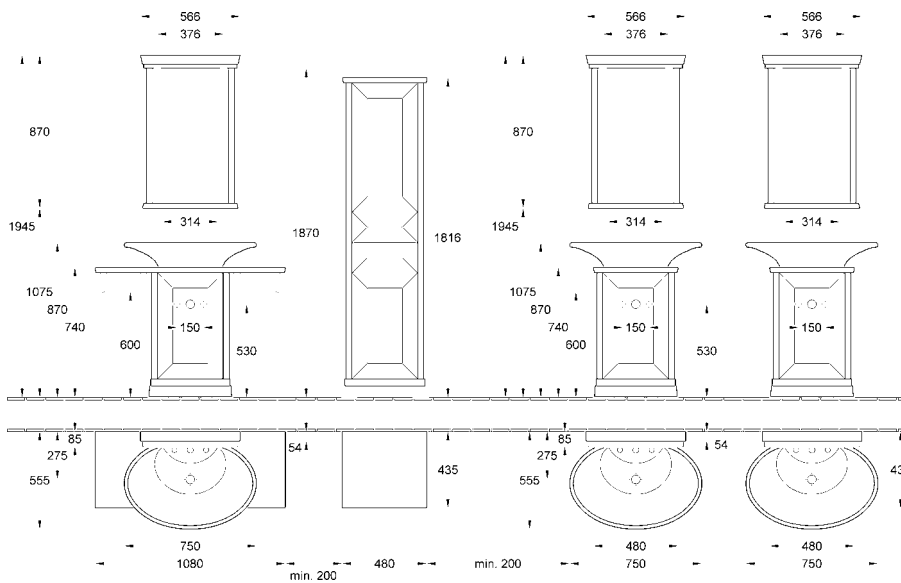
### Front colours

AA Walnut burl wood veneer  
AB Art Déco

Front: chipboard with maple wood veneer, stained  
Body: chipboard real maple wood veneered, stained  
Infill: walnut burl wood veneered or lattice in solid maple wood, stained  
Granite countertop: Impala  
Knobs: solid maple wood, stained



 220 - 240 V mains connection, loose (protection sherpes of country, regulation 601-02-01)  
 220 - 240 V switched main connection (protection sherpes of country, regulation 601-02-01)  
 Please note: Observe the protection sherpes of the country in question. Leave electrical connections to an expert.



XX = Front colour codes to be indicated  
AA = Walnut burl wood veneer  
AB = Art Déco

# Sanitaryware and Bathroom Furniture Price List No. 8 - 2009

## Furniture programme Viva Classic

€uro

Registered design

The washbasin is to be ordered separately.

### Recommendation 1 (drawing version right)



	Version left	Version right
a) Vanity unit	<b>A000 61 XX</b>	<b>A000 61 XX</b>
b) Mirror cabinet	<b>A001 03 00</b> (50587)	<b>A001 03 00</b> (50587)
c) Tall cabinet	<b>A003 20 XX</b> (50363-X)	<b>A003 21 XX</b> (50364-X)
AA, AB	<b>6.876,00</b>	<b>6.876,00</b>

The washbasin is to be ordered separately.

### Recommendation 2 (drawing version right)



	Version left	Version right
a) Vanity unit	<b>A000 21 XX</b>	<b>A000 21 XX</b>
b) Mirror cabinet	<b>A001 05 00</b> (50597)	<b>A001 05 00</b> (50597)
c) Side cabinet	<b>A002 00 XX</b>	<b>A002 01 XX</b>
AA, AB	<b>6.317,00</b>	<b>6.317,00</b>

The washbasin is to be ordered separately.

### Recommendation 3 (drawing version right)



	Version left	Version right
a) Vanity unit	<b>A000 41 XX</b>	<b>A000 41 XX</b>
b) Mirror	<b>A001 01 00</b>	<b>A001 01 00</b>
c) Tall cabinet	<b>A003 00 XX</b>	<b>A003 01 XX</b>
AA, AB	<b>4.448,00</b>	<b>4.448,00</b>

XX = Front colour codes to be indicated  
 AA = Walnut burl wood veneer  
 AB = Art Déco

# Sanitaryware and Bathroom Furniture Price List No. 8 - 2009


## Furniture programme Viva Classic

€uro

Registered design

The washbasin is to be ordered separately.

### Recommendation 4



a) 2 x Vanity unit	<b>A000 01 XX</b>
	<b>A000 01 XX</b>
b) 2 x Mirror	<b>A001 01 00</b>
	<b>A001 01 00</b>
AA, AB	<b>3.702,00</b>

XX = Front colour codes to be indicated  
 AA = Walnut burl wood veneer  
 AB = Art Déco



# Sanitaryware and Bathroom Furniture Price List No. 8 - 2009

## Furniture programme Viva Classic

€uro

Registered design

The washbasin is to be ordered separately.

### Vanity unit

490 x 740 x 440 mm  
hinges on right  
1 door, 1 shelf  
Fastening set included  
for surface-mounted washbasin  
FONTANA 6190 75



**A000 01 XX**

AA, AB

**1.423,00**

### Vanity unit

1080 x 740 x 440 mm  
hinges on right  
1 door, 2 drawers, 1 shelf  
Fastening set included  
for surface-mounted washbasin  
FONTANA 6190 75



**A000 21 XX**

**2.430,00**

### Vanity unit

1080 x 740 x 440 mm  
hinges on right  
1 door, 2 towel holders, 1 shelf  
Fastening set included  
for surface-mounted washbasin  
FONTANA 6190 75



**A000 41 XX**

**2.060,00**

### Vanity unit

1080 x 740 x 440 mm  
3 doors, 3 shelves, 2 drawers  
Fastening set included  
for surface-mounted washbasin  
FONTANA 6190 75



**A000 61 XX**

**2.952,00**

### Mirror

570 x 870 x 85 mm  
Fastening set included



**A001 01 00**

AA, AB

**428,00**

### Mirror cabinet

1060 x 870 x 220 mm  
switch and socket, 6 glass shelves,  
2 swivel drawers  
Fastening set included



**A001 03 00 (50587)**

**2.033,00**

### Mirror cabinet

1060 x 870 x 220 mm  
2 doors with mirror, central mirror  
can be tilted, 6 glass shelves,  
2 swivel drawers, switch and socket  
Fastening set included



**A001 05 00 (50597)**

**2.163,00**

### Side cabinet

490 x 1080 x 440 mm  
2 drawers, 1 door, 1 shelf  
Fastening set included



hinges on left  
**A002 00 XX**

hinges on right  
**A002 01 XX**

AA, AB

**1.724,00**

**1.724,00**

XX = Front colour codes to be indicated  
AA = Walnut burl wood veneer  
AB = Art Déco

# Sanitaryware and Bathroom Furniture Price List No. 8 - 2009

## Furniture programme Viva Classic

€uro

Registered design

### Tall cabinet

490 x 1820 x 440 mm  
2 doors, 2 glass shelves, 2 drawers,  
1 shelf  
Fastening set included



hinges on left  
**A003 00 XX**

hinges on right  
**A003 01 XX**

### Tall cabinet

490 x 1820 x 440 mm  
2 glass shelves, 2 drawers, 1 door,  
1 shelf, 1 halogen lamp  
Fastening set included



hinges on left  
**A003 20 XX (50363-X)**

hinges on right  
**A003 21 XX (50364-X)**

AA, AB	<b>1.960,00</b>	<b>1.960,00</b>	<b>1.891,00</b>	<b>1.891,00</b>
--------	-----------------	-----------------	-----------------	-----------------

XX = Front colour codes to be indicated  
AA = Walnut burl wood veneer  
AB = Art Déco

# Sanitaryware and Bathroom Furniture Price List No. 8 - 2009

**Furniture programme Viva Elegance**

*to be discontinued*

€uro

Registered design

**Front colour**

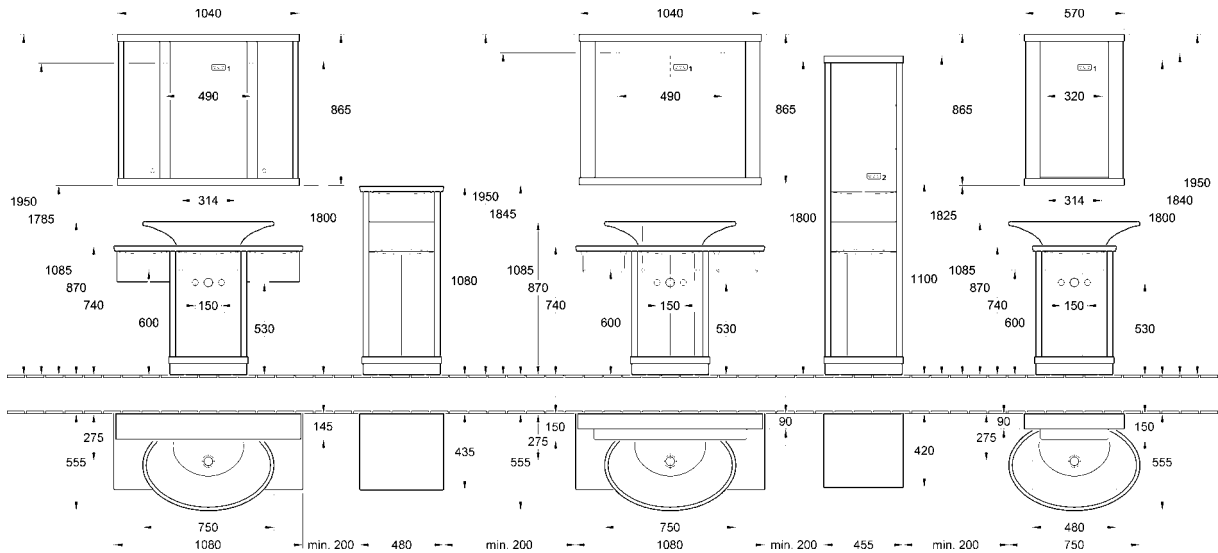
AD Real maple wood veneer



Front: maple wood veneered with vertical profiles

Body: chipboard maple wood veneered

Countertop: granite Impala

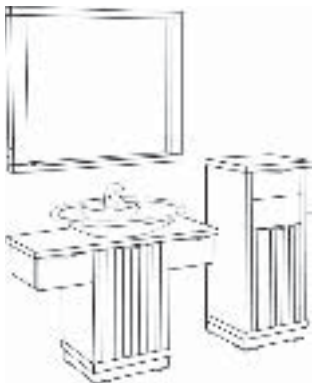
Handle: brushed stainless steel



 220 - 240 V mains connection, loose (protection sherpes of country, regulation 601-02-01)  
 220 - 240 V switched main connection (protection sherpes of country, regulation 601-02-01)  
 Please note: Observe the protection sherpes of the country in question. Leave electrical connections to an expert.

The washbasin is to be ordered separately.

**Recommendation 1 (drawing version right)**



	Version left	Version right
a) Vanity unit	<b>A000 31 AD</b> (52028-9)	<b>A000 31 AD</b> (52028-9)
b) Mirror	<b>A001 04 AD</b> (52991)	<b>A001 04 AD</b> (52991)
c) Side cabinet	<b>A002 10 AD</b> (52395-9)	<b>A002 11 AD</b> (52396-9)
	<b>5.568,00</b>	<b>5.568,00</b>

# Sanitaryware and Bathroom Furniture Price List No. 8 - 2009

## Furniture programme Viva Elegance

*to be discontinued*

€uro

Registered design

The washbasin is to be ordered separately.

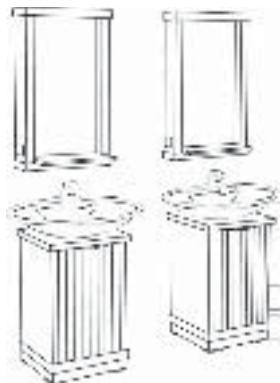
### Recommendation 2 (drawing version right)



	Version left	Version right
a) Vanity unit	<b>A000 51 AD</b> (52026-9)	<b>A000 51 AD</b> (52026-9)
b) Mirror	<b>A001 02 AD</b> (52992)	<b>A001 02 AD</b> (52992)
c) Tall cabinet	<b>A003 30 AD</b> (52363-9)	<b>A003 31 AD</b> (52364-9)
	<b>5.084,00</b>	<b>5.084,00</b>

The washbasin is to be ordered separately.

### Recommendation 3



a) 2 x Vanity unit	<b>A000 11 AD</b> (52024-9)
	<b>A000 11 AD</b> (52024-9)
b) 2 x Mirror	<b>A001 02 AD</b> (52992)
	<b>A001 02 AD</b> (52992)
	<b>5.236,00</b>

# Sanitaryware and Bathroom Furniture Price List No. 8 - 2009

## Furniture programme Viva Elegance

*to be discontinued*

€uro

Registered design

The washbasin is to be ordered separately.

### Vanity unit

490 x 740 x 435 mm  
hinges on right  
1 door, 1 shelf  
Fastening set included  
for surface-mounted washbasin  
FONTANA 6190 75



**A000 11 AD (52024-9)**

**1.437,00**

### Vanity unit

1080 x 740 x 435 mm  
hinges on right  
1 door, 2 drawers, 1 shelf  
Fastening set included  
for surface-mounted washbasin  
FONTANA 6190 75



**A000 31 AD (52028-9)**

**2.453,00**

### Vanity unit

1080 x 740 x 435 mm  
hinges on right  
1 door, 2 towel holders, 1 shelf  
Fastening set included  
for surface-mounted washbasin  
FONTANA 6190 75



**A000 51 AD (52026-9)**

**1.994,00**

### Mirror

570 x 865 x 150 mm  
with lighting, switch on right,  
socket on left, 1 glass shelf  
Fastening set included



**A001 02 AD (52992)**

**1.181,00**

### Mirror

1040 x 865 x 145 mm  
with lighting, switch on right,  
socket on left, 1 glass shelf  
Fastening set included



**A001 04 AD (52991)**

**1.375,00**

### Mirror cabinet

1040 x 865 x 145 mm  
with lighting, switch and socket,  
2 doors, 6 glass shelves  
Fastening set included



**A001 06 AD (52597)**

**1.934,00**

### Side cabinet

480 x 1080 x 435 mm  
2 drawers, 1 door, 1 shelf  
Fastening set included



hinges on left  
**A002 10 AD (52395-9)**

**1.740,00**

hinges on right  
**A002 11 AD (52396-9)**

**1.740,00**

# Sanitaryware and Bathroom Furniture Price List No. 8 - 2009

**Furniture programme Viva Elegance**

*to be discontinued*

€uro

Registered design

**Tall cabinet**

455 x 1825 x 425 mm  
2 doors, 2 glass shelves, 2 drawers,  
1 shelf  
Fastening set included



hinges on left  
**A003 10 AD (52361-9)**

**1.979,00**

hinges on right  
**A003 11 AD (52362-9)**

**1.979,00**

**Tall cabinet**

455 x 1825 x 425 mm  
2 glass shelves, 2 drawers, 1 door,  
1 shelf, 1 halogen lamp  
Fastening set included



hinges on left  
**A003 30 AD (52363-9)**

**1.909,00**

hinges on right  
**A003 31 AD (52364-9)**

**1.909,00**

# Sanitaryware and Bathroom Furniture Price List No. 8 - 2009

## Mirror programme More to See

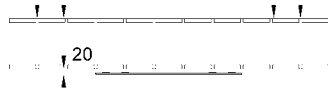
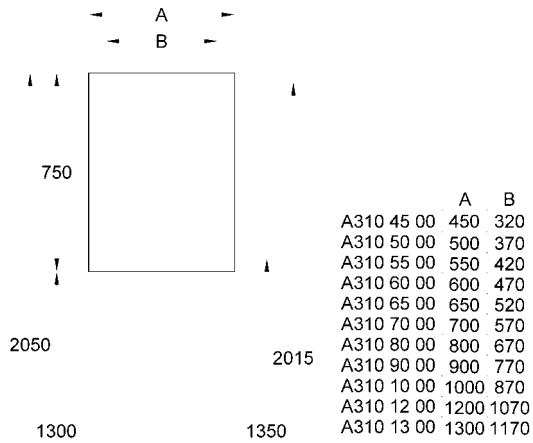
€uro

Registered design

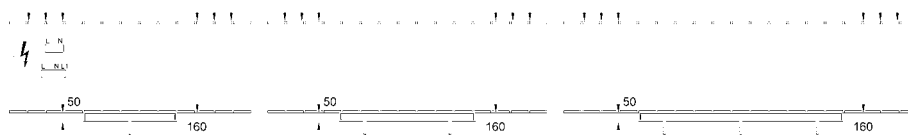
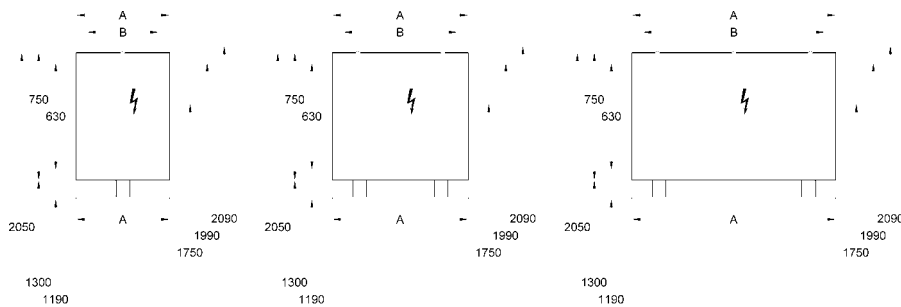
Frame: anodised matt silver aluminium  
 Lights: bright chrome-plated metal casing  
 Lamps A and B: G9 230 V, 40 W  
 Lamp C: halogen: R7s, 230 V, 100 W  
 Glass shelf: glass 8 mm  
 Socket element: anodised matt silver aluminium  
 Remote control: radio, for switching light on and off

*Produced to order*

*Except for: EXPRESS DELIVERY \*These products are always in stock*



Please consult the attached installation instructions for the dimensions A, B and C



	A	B
A320/A326 45 00	450	320
A320/A326 50 00	500	370
A320/A326 55 00	550	420
A320/A326 60 00	600	470
A320/A326 65 00	650	520
A320/A326 70 00	700	570
A320/A326 80 00	800	670
A320/A326 90 00	900	770
A320/A326 10 00	1000	870
A320/A326 12 00	1200	1070
A320/A326 13 00	1300	1170

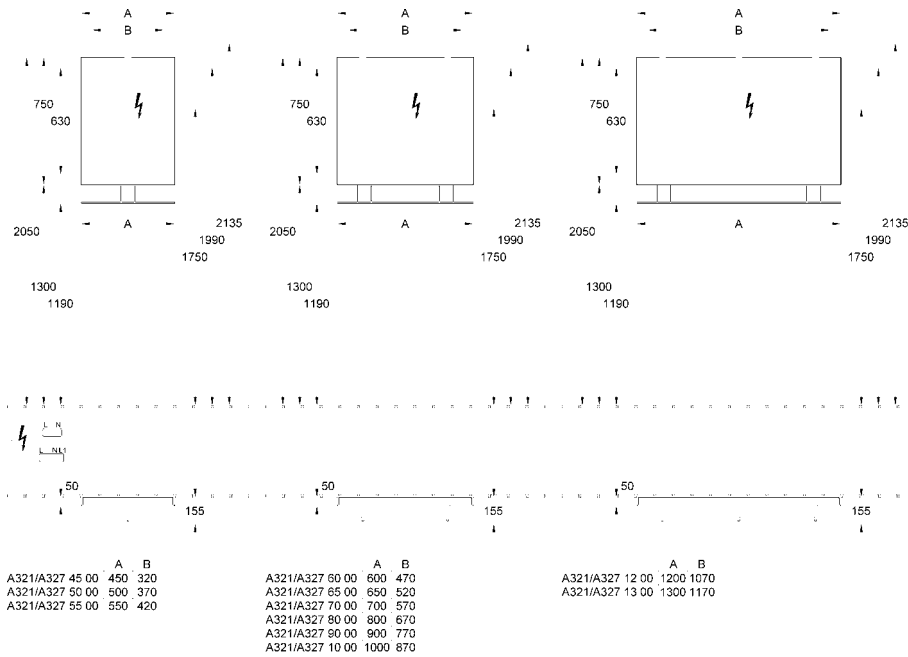
220 - 240 V mains connection without external light switch for mirror with remote control  
 220 - 240 V mains connection with external light switch for mirror without remote control  
 Please consult the attached installation instructions for the dimensions A, B and C  
 Please note: Observe the protection sherpes of the country in question. Leave electrical connections to an expert.

# Sanitaryware and Bathroom Furniture Price List No. 8 - 2009

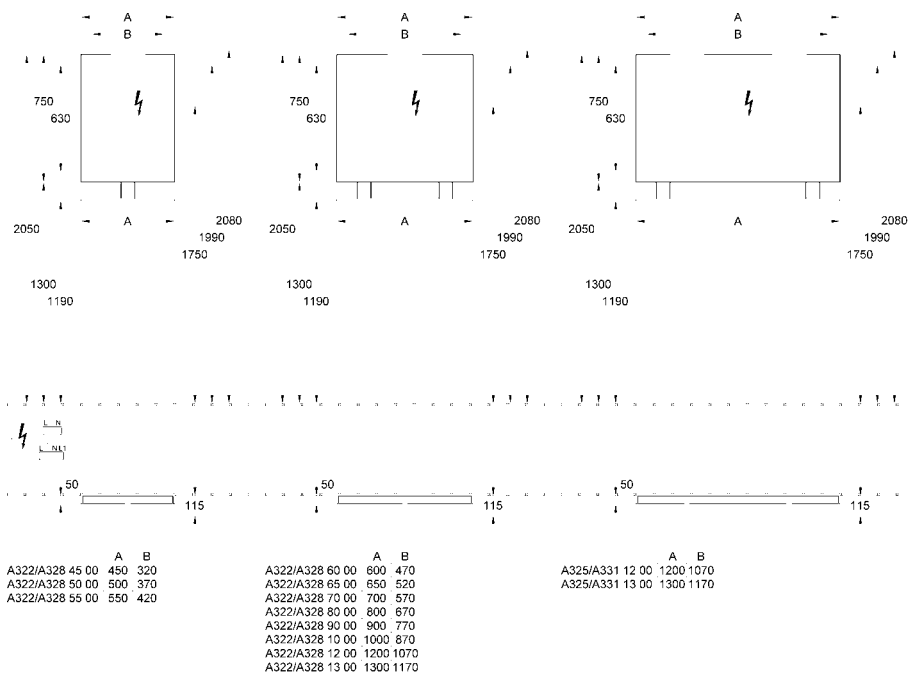
## Mirror programme More to See

€uro

Registered design



220 - 240 V mains connection without external light switch for mirror with remote control  
 220 - 240 V mains connection with external light switch for mirror without remote control  
 Please consult the attached installation instructions for the dimensions A, B and C  
 Please note: Observe the protection sherpes of the country in question. Leave electrical connections to an expert.



220 - 240 V mains connection without external light switch for mirror with remote control  
 220 - 240 V mains connection with external light switch for mirror without remote control  
 Please consult the attached installation instructions for the dimensions A, B and C  
 Please note: Observe the protection sherpes of the country in question. Leave electrical connections to an expert.



# Sanitaryware and Bathroom Furniture Price List No. 8 - 2009

## Mirror programme More to See

€uro

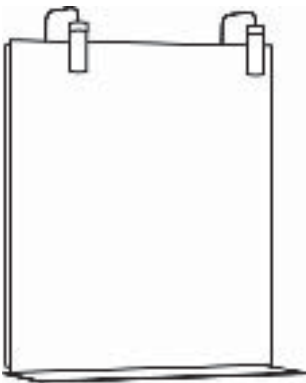
Registered design

### Recommendation 1



a) Mirror combination	<b>A326 45 00</b>
b) Glass shelf	<b>A302 45 00</b>
	<b>531,00</b>

### Recommendation 2



a) Mirror combination	<b>A327 65 00</b>
b) Glass shelf	<b>A302 65 00</b>
	<b>749,00</b>

### Recommendation 3



a) Mirror combination	<b>A321 65 00</b>
b) Glass shelf	<b>A302 65 00</b>
c) Socket element	<b>A256 01 CV</b>
d) Mirror heating	<b>B000 04 00</b>
	<b>1.092,00</b>

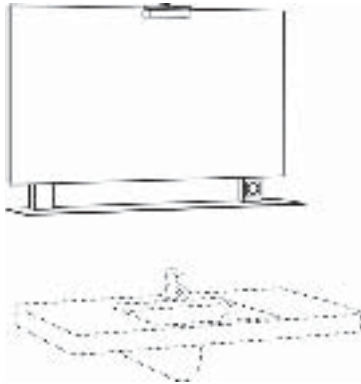
# Sanitaryware and Bathroom Furniture Price List No. 8 - 2009

## Mirror programme More to See

€uro

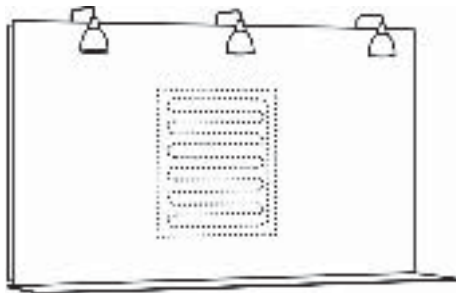
Registered design

### Recommendation 4



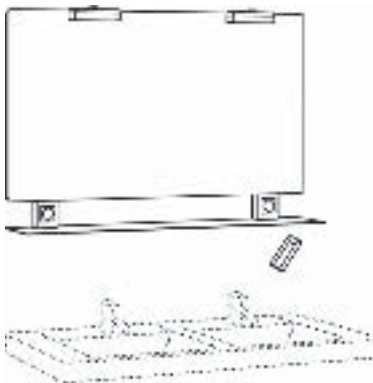
a) Mirror combination	<b>A328 13 00</b>
b) Glass shelf	<b>A302 13 00</b>
c) Socket element	<b>A256 01 CV</b>
<b>1.161,00</b>	

### Recommendation 5



a) Mirror combination	<b>A326 13 00</b>
b) Glass shelf	<b>A302 13 00</b>
c) Mirror heating	<b>B000 04 00</b>
<b>1.055,00</b>	

### Recommendation 6















a) Mirror combination	<b>A325 13 00</b>
b) Glass shelf	<b>A302 13 00</b>
c) Socket element	<b>A256 03 CV</b>
<b>1.634,00</b>	

# Sanitaryware and Bathroom Furniture Price List No. 8 - 2009

## Mirror programme More to See

€uro

Registered design

<p><b>Mirror</b> 450 x 750 x 20 mm Fastening set included</p>  <p><b>A310 45 00</b></p> <p><b>136,00</b></p>	<p><b>Mirror</b> 500 x 750 x 20 mm Fastening set included</p>  <p><b>A310 50 00</b></p> <p><b>146,00</b></p>	<p><b>Mirror</b> 550 x 750 x 20 mm Fastening set included</p>  <p><b>A310 55 00</b></p> <p><b>158,00</b></p>	<p><b>Mirror</b> 600 x 750 x 20 mm Fastening set included</p>  <p><b>A310 60 00</b></p> <p><b>170,00</b></p>
<p><b>Mirror</b> 650 x 750 x 20 mm Fastening set included</p>  <p><b>A310 65 00</b></p> <p><b>180,00</b></p>	<p><b>Mirror</b> 700 x 750 x 20 mm Fastening set included</p>  <p><b>A310 70 00</b></p> <p><b>192,00</b></p>	<p><b>Mirror</b> 800 x 750 x 20 mm Fastening set included</p>  <p><b>A310 80 00</b></p> <p><b>209,00</b></p>	<p><b>Mirror</b> 900 x 750 x 20 mm Fastening set included</p>  <p><b>A310 90 00</b></p> <p><b>226,00</b></p>
<p><b>Mirror</b> 1000 x 750 x 20 mm Fastening set included</p>  <p><b>A310 10 00</b></p> <p><b>245,00</b></p>	<p><b>Mirror</b> 1200 x 750 x 20 mm Fastening set included</p>  <p><b>A310 12 00</b></p> <p><b>271,00</b></p>	<p><b>Mirror</b> 1300 x 750 x 20 mm Fastening set included</p>  <p><b>A310 13 00</b></p> <p><b>291,00</b></p>	<p><b>Mirror</b> 1600 x 750 x 20 mm Fastening set included</p>  <p><b>A310 16 00</b></p> <p><b>341,00</b></p>











# Sanitaryware and Bathroom Furniture Price List No. 8 - 2009

## Mirror programme More To See

€uro

Overview with light variant A cup-shaped, incl. remote control

Registered design

  incl. remote control	 Mirror with 1 light IP 44	 Mirror with 2 lights IP 44	 Mirror with 3 lights (suitable for single and double washbasins) IP 44	 Glass shelf	Optional			
					 A256 01 CV <b>105,00</b> Single socket element IP 44	 A256 02 CV <b>167,00</b> Double socket element, 1 socket, 1 cover IP 44	 A256 03 CV <b>225,00</b> Double socket element, 2 sockets IP 44	 B000 04 00 <b>124,00</b> Mirror heating IP X4
450 x 750 x 50/175 mm	<b>A320 45 00</b> 528,00	-	-	<b>A302 45 00</b> 116,00	X	-	-	-
500 x 750 x 50/175 mm	<b>A320 50 00</b> 542,00	-	-	<b>A302 50 00</b> 122,00	X	-	-	-
550 x 750 x 50/175 mm	<b>A320 55 00</b> 566,00	-	-	<b>A302 55 00</b> 130,00	X	-	-	X
600 x 750 x 50/175 mm	-	<b>A320 60 00</b> 608,00	-	<b>A302 60 00</b> 136,00	-	X	X	X
650 x 750 x 50/175 mm	-	<b>A320 65 00</b> 636,00	-	<b>A302 65 00</b> 142,00	-	X	X	X
700 x 750 x 50/175 mm	-	<b>A320 70 00</b> 647,00	-	<b>A302 70 00</b> 149,00	-	X	X	X
800 x 750 x 50/175 mm	-	<b>A320 80 00</b> 664,00	-	<b>A302 80 00</b> 156,00	-	X	X	X
900 x 750 x 50/175 mm	-	<b>A320 90 00</b> 683,00	-	<b>A302 90 00</b> 164,00	-	X	X	X
1000 x 750 x 50/175 mm	-	<b>A320 10 00</b> 702,00	-	<b>A302 10 00</b> 193,00	-	X	X	X
1200 x 750 x 50/175 mm	-	-	<b>A320 12 00</b> 774,00	<b>A302 12 00</b> 206,00	-	X	X	X
1300 x 750 x 50/175 mm	-	-	<b>A320 13 00</b> 825,00	<b>A302 13 00</b> 219,00	-	X	X	X
1600 x 750 x 50/175 mm	-	-	<b>A320 16 00</b> 953,00	<b>A302 16 00</b> 269,00	-	X	X	-








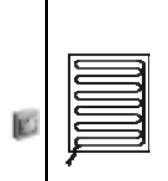
# Sanitaryware and Bathroom Furniture Price List No. 8 - 2009

## Mirror programme More To See

€uro

Overview with light variant A cup-shaped, for wall-mounted light switch

Registered design

					Optional			
								
					A256 01 CV 105,00	A256 02 CV 167,00	A256 03 CV 225,00	B000 04 00 124,00
	Mirror with 1 light IP 44	Mirror with 2 lights IP 44	Mirror with 3 lights (suitable for single and double washbasins) IP 44	Glass shelf	Single socket element IP 44	Double socket element, 1 socket, 1 cover IP 44	Double socket element, 2 sockets IP 44	Mirror heating IP X4
450 x 750 x 50/175 mm	A326 45 00 415,00	-	-	A302 45 00 116,00	X	-	-	-
500 x 750 x 50/175 mm	A326 50 00 429,00	-	-	A302 50 00 122,00	X	-	-	-
550 x 750 x 50/175 mm	A326 55 00 454,00	-	-	A302 55 00 130,00	X	-	-	X
600 x 750 x 50/175 mm	-	A326 60 00 496,00	-	A302 60 00 136,00	-	X	X	X
650 x 750 x 50/175 mm	-	A326 65 00 522,00	-	A302 65 00 142,00	-	X	X	X
700 x 750 x 50/175 mm	-	A326 70 00 535,00	-	A302 70 00 149,00	-	X	X	X
800 x 750 x 50/175 mm	-	A326 80 00 552,00	-	A302 80 00 156,00	-	X	X	X
900 x 750 x 50/175 mm	-	A326 90 00 571,00	-	A302 90 00 164,00	-	X	X	X
1000 x 750 x 50/175 mm	-	A326 10 00 588,00	-	A302 10 00 193,00	-	X	X	X
1200 x 750 x 50/175 mm	-	-	A326 12 00 661,00	A302 12 00 206,00	-	X	X	X
1300 x 750 x 50/175 mm	-	-	A326 13 00 712,00	A302 13 00 219,00	-	X	X	X
1600 x 750 x 50/175 mm	-	-	A326 16 00 839,00	A302 16 00 269,00	-	X	X	-











# Sanitaryware and Bathroom Furniture Price List No. 8 - 2009

## Mirror programme More To See

€uro

Overview with light variant B cylinder-shaped, incl. remote control

Registered design

  incl. remote control	 Mirror with 1 light IP 44	 Mirror with 2 lights IP 44	 Mirror with 3 lights (suitable for single and double washbasins) IP 44	 Glass shelf	Optional			
					 A256 01 CV <b>105,00</b> Single socket element IP 44	 A256 02 CV <b>167,00</b> Double socket element, 1 socket, 1 cover IP 44	 A256 03 CV <b>225,00</b> Double socket element, 2 sockets IP 44	 B000 04 00 <b>124,00</b> Mirror heating IP X4
450 x 750 x 50/175 mm	<b>A321 45 00</b>	-	-	<b>A302 45 00</b>	X	-	-	-
	<b>593,00</b>			<b>116,00</b>				
500 x 750 x 50/175 mm	<b>A321 50 00</b>	-	-	<b>A302 50 00</b>	X	-	-	-
	<b>606,00</b>			<b>122,00</b>				
550 x 750 x 50/175 mm	<b>A321 55 00</b>	-	-	<b>A302 55 00</b>	X	-	-	X
	<b>622,00</b>			<b>130,00</b>				
600 x 750 x 50/175 mm	-	<b>A321 60 00</b>	-	<b>A302 60 00</b>	-	X	X	X
		<b>686,00</b>		<b>136,00</b>				
650 x 750 x 50/175 mm	-	<b>A321 65 00</b>	-	<b>A302 65 00</b>	-	X	X	X
		<b>721,00</b>		<b>142,00</b>				
700 x 750 x 50/175 mm	-	<b>A321 70 00</b>	-	<b>A302 70 00</b>	-	X	X	X
		<b>744,00</b>		<b>149,00</b>				
800 x 750 x 50/175 mm	-	<b>A321 80 00</b>	-	<b>A302 80 00</b>	-	X	X	X
		<b>768,00</b>		<b>156,00</b>				
900 x 750 x 50/175 mm	-	<b>A321 90 00</b>	-	<b>A302 90 00</b>	-	X	X	X
		<b>794,00</b>		<b>164,00</b>				
1000 x 750 x 50/175 mm	-	<b>A321 10 00</b>	-	<b>A302 10 00</b>	-	X	X	X
		<b>819,00</b>		<b>193,00</b>				
1200 x 750 x 50/175 mm	-	-	<b>A321 12 00</b>	<b>A302 12 00</b>	-	X	X	X
			<b>936,00</b>	<b>206,00</b>				
1300 x 750 x 50/175 mm	-	-	<b>A321 13 00</b>	<b>A302 13 00</b>	-	X	X	X
			<b>978,00</b>	<b>219,00</b>				
1600 x 750 x 50/175 mm	-	-	<b>A321 16 00</b>	<b>A302 16 00</b>	-	X	X	-
			<b>1.106,00</b>	<b>269,00</b>				








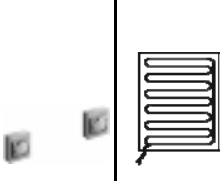
# Sanitaryware and Bathroom Furniture Price List No. 8 - 2009

## Mirror programme More To See

€uro

Overview with light variant B cylinder-shaped, for wall-mounted light switch

Registered design

					Optional			
								
					A256 01 CV 105,00	A256 02 CV 167,00	A256 03 CV 225,00	B000 04 00 124,00
450 x 750 x 50/175 mm	A327 45 00 480,00	-	-	A302 45 00 116,00	X	-	-	-
500 x 750 x 50/175 mm	A327 50 00 494,00	-	-	A302 50 00 122,00	X	-	-	-
550 x 750 x 50/175 mm	A327 55 00 509,00	-	-	A302 55 00 130,00	X	-	-	X
600 x 750 x 50/175 mm	-	A327 60 00 574,00	-	A302 60 00 136,00	-	X	X	X
650 x 750 x 50/175 mm	-	A327 65 00 607,00	-	A302 65 00 142,00	-	X	X	X
700 x 750 x 50/175 mm	-	A327 70 00 630,00	-	A302 70 00 149,00	-	X	X	X
800 x 750 x 50/175 mm	-	A327 80 00 656,00	-	A302 80 00 156,00	-	X	X	X
900 x 750 x 50/175 mm	-	A327 90 00 681,00	-	A302 90 00 164,00	-	X	X	X
1000 x 750 x 50/175 mm	-	A327 10 00 707,00	-	A302 10 00 193,00	-	X	X	X
1200 x 750 x 50/175 mm	-	-	A327 12 00 823,00	A302 12 00 206,00	-	X	X	X
1300 x 750 x 50/175 mm	-	-	A327 13 00 866,00	A302 13 00 219,00	-	X	X	X
1600 x 750 x 50/175 mm	-	-	A327 16 00 993,00	A302 16 00 269,00	-	X	X	-

# Sanitaryware and Bathroom Furniture Price List No. 8 - 2009

## Mirror programme More To See

€uro

Overview with light variant C rectangular, incl. remote control

Registered design

incl. remote control	Mirror with 1 light IP 44	Mirror with 2 lights IP 44	-	Glass shelf	Optional			
					A256 01 CV 105,00	A256 02 CV 167,00	A256 03 CV 225,00	B000 04 00 124,00
450 x 750 x 50/175 mm	A322 45 00 688,00	-	-	A302 45 00 116,00	X	-	-	-
500 x 750 x 50/175 mm	A322 50 00 702,00	-	-	A302 50 00 122,00	X	-	-	-
550 x 750 x 50/175 mm	A322 55 00 717,00	-	-	A302 55 00 130,00	X	-	-	X
600 x 750 x 50/175 mm <b>EXPRESS</b> # DELIVERY	A322 60 00 730,00	-	-	A302 60 00 136,00	-	X	X	X
650 x 750 x 50/175 mm	A322 65 00 745,00	-	-	A302 65 00 142,00	-	X	X	X
700 x 750 x 50/175 mm	A322 70 00 769,00	-	-	A302 70 00 149,00	-	X	X	X
800 x 750 x 50/175 mm <b>EXPRESS</b> # DELIVERY	A322 80 00 782,00	-	-	A302 80 00 156,00	-	X	X	X
900 x 750 x 50/175 mm	A322 90 00 816,00	-	-	A302 90 00 164,00	-	X	X	X
1000 x 750 x 50/175 mm <b>EXPRESS</b> # DELIVERY	A322 10 00 865,00	-	-	A302 10 00 193,00	-	X	X	X
1200 x 750 x 50/175 mm	A322 12 00 916,00	A325 12 00 1.158,00	-	A302 12 00 206,00	-	X	X	X
1300 x 750 x 50/175 mm	A322 13 00 951,00	A325 13 00 1.190,00	-	A302 13 00 219,00	-	X	X	X
1600 x 750 x 50/175 mm	-	A325 16 00 1.319,00	-	A302 16 00 269,00	-	X	X	-










# Sanitaryware and Bathroom Furniture Price List No. 8 - 2009

## Mirror programme More To See

€uro

Overview with light variant C rectangular, for wall-mounted light switch

Registered design

Registered design					Optional			
								
	Mirror with 1 light IP 44	Mirror with 2 lights IP 44	-	Glass shelf	A256 01 CV 105,00 Single socket element IP 44	A256 02 CV 167,00 Double socket element, 1 socket, 1 cover IP 44	A256 03 CV 225,00 Double socket element, 2 sockets IP 44	B000 04 00 124,00 Mirror heating IP X4
450 x 750 x 50/175 mm	<b>A328 45 00</b> 575,00	-	-	<b>A302 45 00</b> 116,00	X	-	-	-
500 x 750 x 50/175 mm	<b>A328 50 00</b> 588,00	-	-	<b>A302 50 00</b> 122,00	X	-	-	-
550 x 750 x 50/175 mm	<b>A328 55 00</b> 603,00	-	-	<b>A302 55 00</b> 130,00	X	-	-	X
600 x 750 x 50/175 mm	<b>A328 60 00</b> 618,00	-	-	<b>A302 60 00</b> 136,00	-	X	X	X
650 x 750 x 50/175 mm	<b>A328 65 00</b> 633,00	-	-	<b>A302 65 00</b> 142,00	-	X	X	X
700 x 750 x 50/175 mm	<b>A328 70 00</b> 657,00	-	-	<b>A302 70 00</b> 149,00	-	X	X	X
800 x 750 x 50/175 mm	<b>A328 80 00</b> 667,00	-	-	<b>A302 80 00</b> 156,00	-	X	X	X
900 x 750 x 50/175 mm	<b>A328 90 00</b> 704,00	-	-	<b>A302 90 00</b> 164,00	-	X	X	X
1000 x 750 x 50/175 mm	<b>A328 10 00</b> 751,00	-	-	<b>A302 10 00</b> 193,00	-	X	X	X
1200 x 750 x 50/175 mm	<b>A328 12 00</b> 804,00	<b>A331 12 00</b> 1.045,00	-	<b>A302 12 00</b> 206,00	-	X	X	X
1300 x 750 x 50/175 mm	<b>A328 13 00</b> 837,00	<b>A331 13 00</b> 1.076,00	-	<b>A302 13 00</b> 219,00	-	X	X	X
1600 x 750 x 50/175 mm	-	<b>A331 16 00</b> 1.205,00	-	<b>A302 16 00</b> 269,00	-	X	X	-

# Sanitaryware and Bathroom Furniture Price List No. 8 - 2009

## Mirror programme More to See

€uro

Registered design

### Socket element

IP 44  
Fastening set included  
Socket for 550 mm mirror and glass shelf



**A256 01 CV**

105,00

### Socket element

Socket can be installed on left or right  
IP 44  
Fastening set included  
Socket element for all other mirrors and glass shelves



**A256 02 CV**

167,00

### Socket element

IP 44  
Fastening set included  
Socket element for all other mirrors and glass shelves



**A256 03 CV**

225,00

### Mirror heating

400 x 500 x 5 mm  
self-adhesive  
IP X4



**B000 04 00**

124,00

# Sanitaryware and Bathroom Furniture Price List No. 8 - 2009

## Mirror cabinets Capacity

*to be discontinued*

€uro

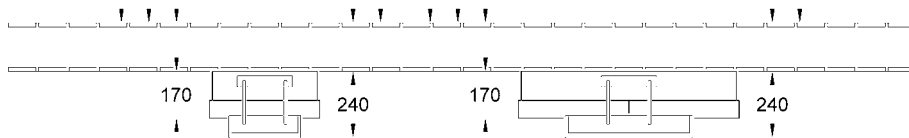
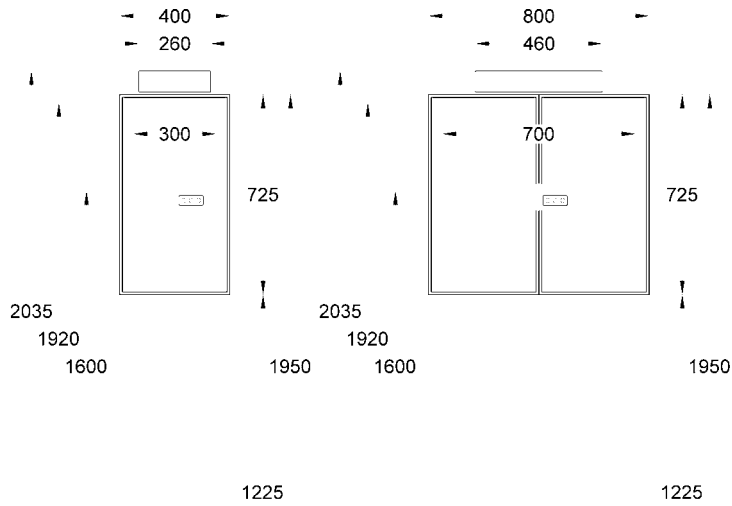
Registered design


Body: silver-anodised aluminium

Shelves: Glass

Accessories: Acrylic glass, transparent

Fastening rod: stainless steel



 220 - 240 V mains connection, loose (protection sherps of country, regulation 601-02-01)  
Please note: Observe the protection sherps of the country in question. Leave electrical connections to an expert.

# Sanitaryware and Bathroom Furniture Price List No. 8 - 2009

## Mirror cabinets Capacity

*to be discontinued*

€uro

Registered design

### Mirror cabinet

800 x 725/810 x 170/240 mm  
with lighting, doors with mirror on both sides, 6 glass shelves, 2 sockets (above/below), 1 switch, 5 fastening rods, 1 high acrylic box, 2 long acrylic boxes, 1 acrylic dish, 1 toothbrush holder, 1 magnifying mirror  
Fastening set included



9786 80 00

2.168,00

### Mirror cabinet

400 x 725/810 x 170/240 mm  
with lighting, door with mirror on both sides, 3 glass shelves, switch and socket, 3 fastening rods, 1 high acrylic box, 1 long acrylic box, 1 toothbrush holder  
Fastening set included



9786 40 00

1.411,00

### Fastening rod

380 mm



9787 10 00

12,00

### Magnifying mirror

160 mm Diameter  
adhesive, 3x enlargement



9787 60 00

23,00

### Toothbrush holder

125 mm



9787 30 00

27,00

### Acrylic dish

100 x 60 x 80 mm



9787 40 00

36,00

### Long acrylic box

360 x 30 x 45 mm



9787 20 00

38,00

### High acrylic box

50 x 85 x 50 mm



9787 50 00

37,00

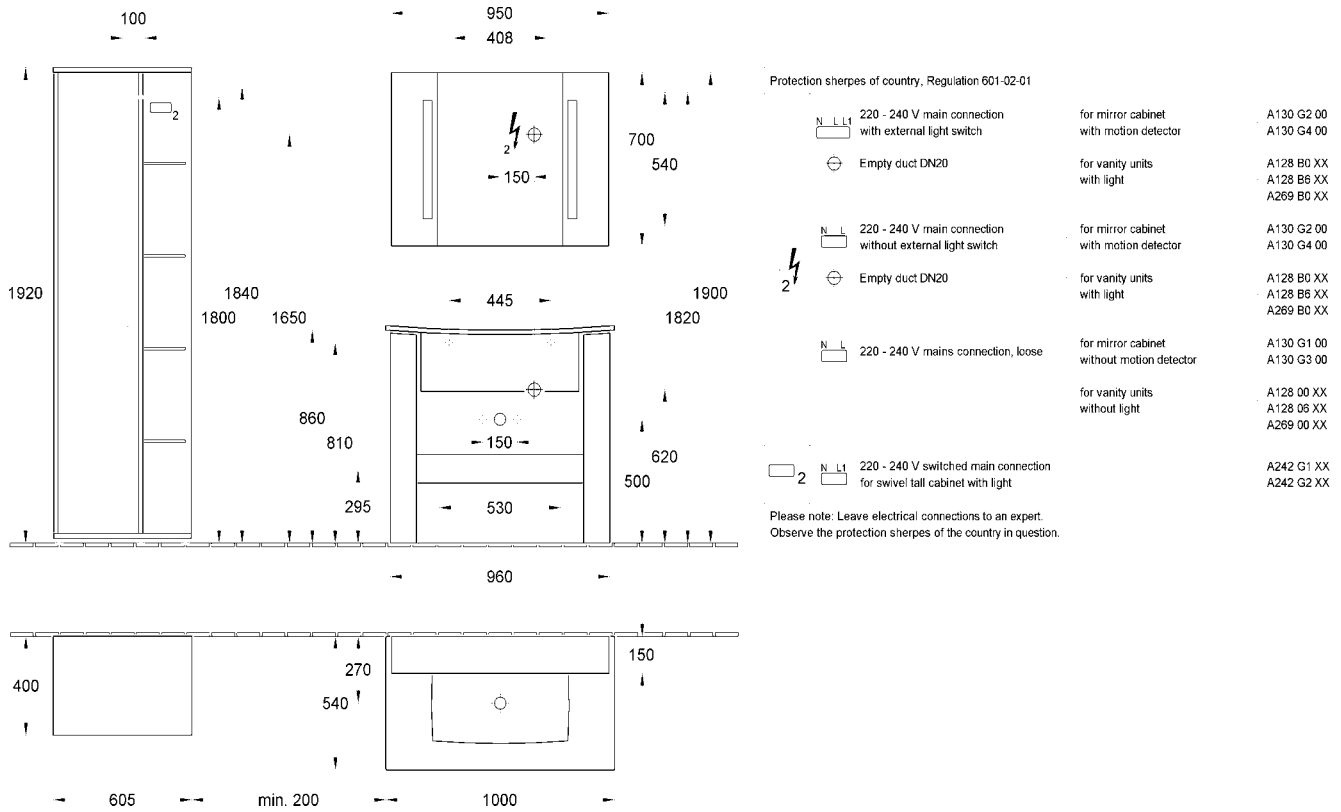
# Sanitaryware and Bathroom Furniture Price List No. 8 - 2009

## Mirror cabinets City Life

€uro

Registered design

Mirror cabinets: melamine-laminated silver body



### Mirror cabinet

950 x 700 x 150 mm  
with lighting  
2 lamps, switch and socket,  
3 height-adjustable glass shelves  
inside, with swivel sides  
Fastening set included



A130 30 00

1.777,00

### Mirror cabinet

800 x 700 x 150 mm  
with lighting  
2 lamps, switch and socket,  
3 height-adjustable glass shelves  
inside, with swivel sides  
Fastening set included



A130 10 00

1.604,00

### Mirror cabinet

950 x 700 x 150 mm  
with lighting and motion detector  
4 lamps (on left, right, above and on  
below), switch and socket, 3 height-  
adjustable glass shelves inside, with  
swivel sides  
Fastening set included



A130 40 00

2.380,00

### Mirror cabinet

800 x 700 x 150 mm  
with lighting and motion detector  
4 lamps (on left, right, above and on  
below), switch and socket, 3 height-  
adjustable glass shelves inside, with  
swivel sides  
Fastening set included



A130 20 00

2.205,00

# Sanitaryware and Bathroom Furniture Price List No. 8 - 2009

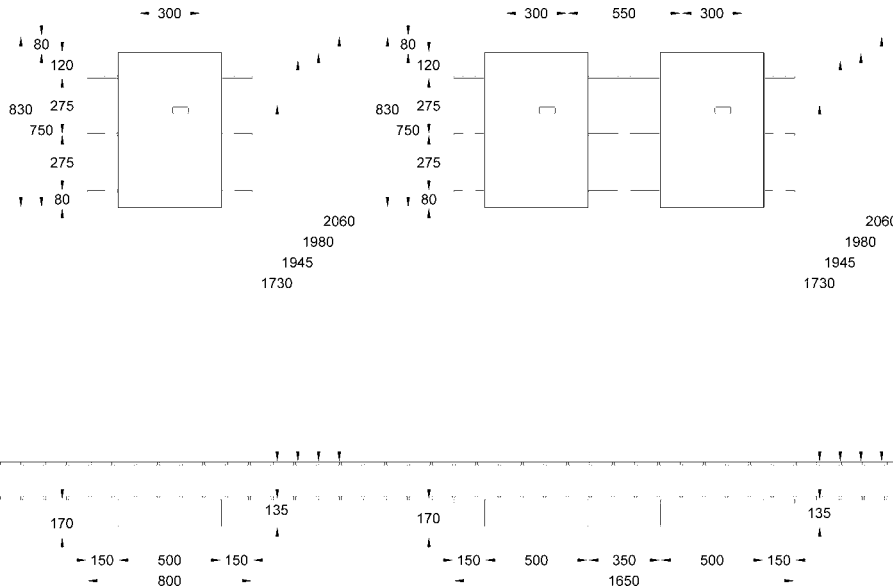
## Mirror cabinets Face to Face

€uro

Registered design

Body: anodised aluminium

Glass shelves: 8 mm



220 - 240 V mains connection, loose (protection sherps of country, regulation 601-02-01)  
Please note: Observe the protection sherps of the country in question. Leave electrical connections to an expert.

### Mirror cabinet

500 x 750/820 x 135 mm  
hinges on left  
hinges can be mounted on right  
with lighting, 3 height-adjustable  
glass shelves inside, door with  
mirror on both sides, switch and  
socket  
Fastening set included



8545 00 00

896,00

### Mirror cabinet

800 x 750/820 x 135 mm  
hinges on left  
hinges can be mounted on right  
with lighting, 3 glass shelves on left  
and on right, 3 height-adjustable  
glass shelves inside, door with  
mirror on both sides, switch and  
socket  
Fastening set included




8548 10 00

1.137,00

### Mirror cabinet

1650 x 750/820 x 135 mm  
hinges on left  
hinges can be mounted on right  
with lighting, 3 glass shelves on  
left, centre and right, 3 height-  
adjustable glass shelves inside,  
switch and socket, doors with  
mirror on both sides  
Fastening set included



8548 20 00

2.125,00

# Sanitaryware and Bathroom Furniture Price List No. 8 - 2009

## Mirror cabinets SunnySide

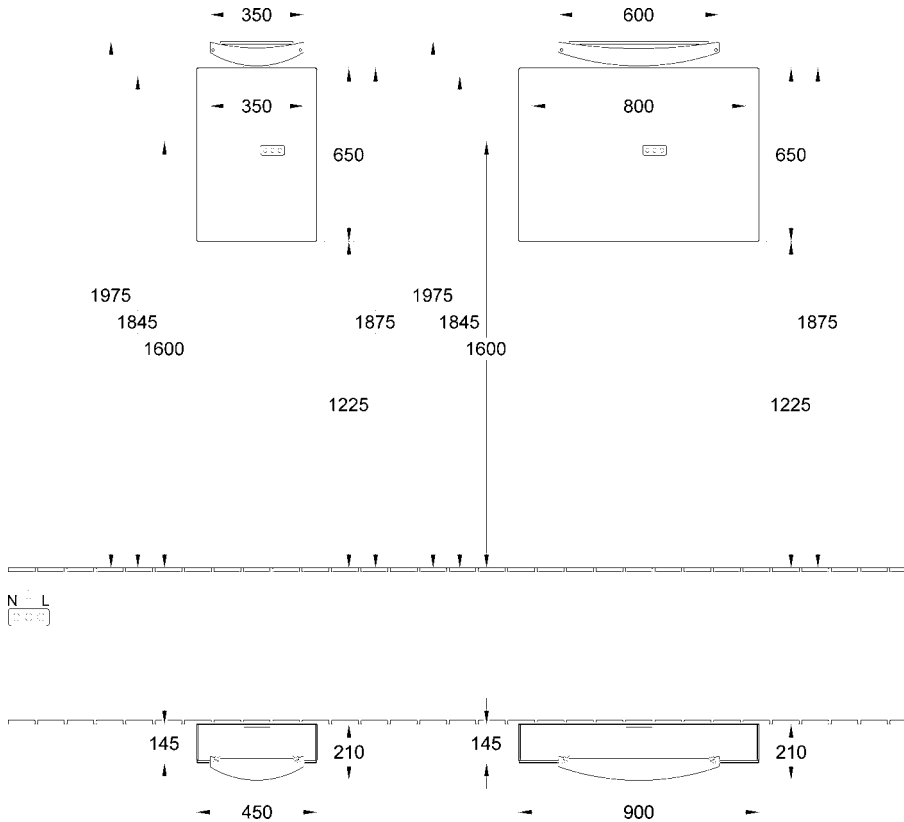
to be discontinued

€uro

Registered design

Body: silver-anodised aluminium

Shelves: Glass



220 - 240 V mains connection, loose (protection sherps of country, regulation 601-02-01)  
Please note: Observe the protection sherps of the country in question. Leave electrical connections to an expert.

### Mirror cabinet

900 x 650/770 x 135 mm  
with lighting, doors with mirror on both sides, 4 height-adjustable glass shelves, switch and socket  
Fastening set included



A309 00 00

1.085,00

### Mirror cabinet

450 x 650/770 x 135 mm  
hinges on left  
with lighting, door with mirror on both sides, 3 height-adjustable glass shelves, switch and socket  
Fastening set included



A308 00 00

675,00

**Order form – dimension specifications for the cutting of MEMENTO made to measure countertops**

*Please add form to orders*

Company (*Firma*)

Street (*Straße*)

Post code – Town (*PLZ – Ort*)

Fax

**Please do not complete, for internal purposes only**  
(Bitte nicht ausfüllen, nur für interne Zwecke)

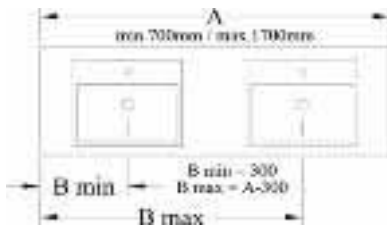
Ref.-Nr.:

Ab.-Nr.:

Art.-Nr.:

**For surface-mounted washbasins  
50 cm**

Washbasin and towel holder  
are to be ordered separately!



Art. no. countertop

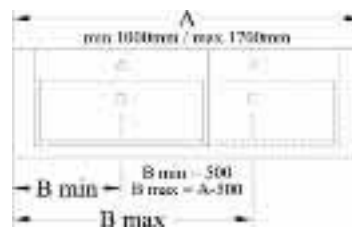
- A265 50 CT
- A265 51 CT
- A265 52 CT
- A265 53 CT
- A265 54 CT

A:  mm

B:  mm

**For washbasins 80 cm**

Washbasin and towel holder  
are to be ordered separately!



Art. no. countertop


- A265 70 CT
- A265 71 CT
- A265 72 CT

A:  mm

B:  mm

**For surface-mounted washbasins  
60 cm**

Washbasin and towel holder  
are to be ordered separately!



Art. no. countertop

- A265 50 CT
- A265 51 CT
- A265 52 CT
- A265 53 CT
- A265 54 CT

A:  mm

B:  mm

**For washbasins 120 cm**

Washbasin and towel holder  
are to be ordered separately!



Art. no. countertop

- A265 90 CT
- A265 91 CT

A:  mm

B:  mm

Additional details:

(Zusätzliche Angaben:)

Place, date (*Ort, Datum*)

Signature (*Unterschrift*)

**Please do not complete, for internal purposes only**

Bearbeitungsdatum:

Bearbeiter:

Unterschrift:





# Villeroy & Boch

1748

## Order form – dimension specifications for the cutting of SENTIQUE vanity washbasins 5142 EG / EB

Please add form to orders.

Company (*Firma*)

Street (*Straße*)

Post code – Town (*PLZ – Ort*)

Fax

**Please do not complete, for internal purposes only**  
(Bitte nicht ausfüllen, nur für interne Zwecke)

Ref.-Nr.:

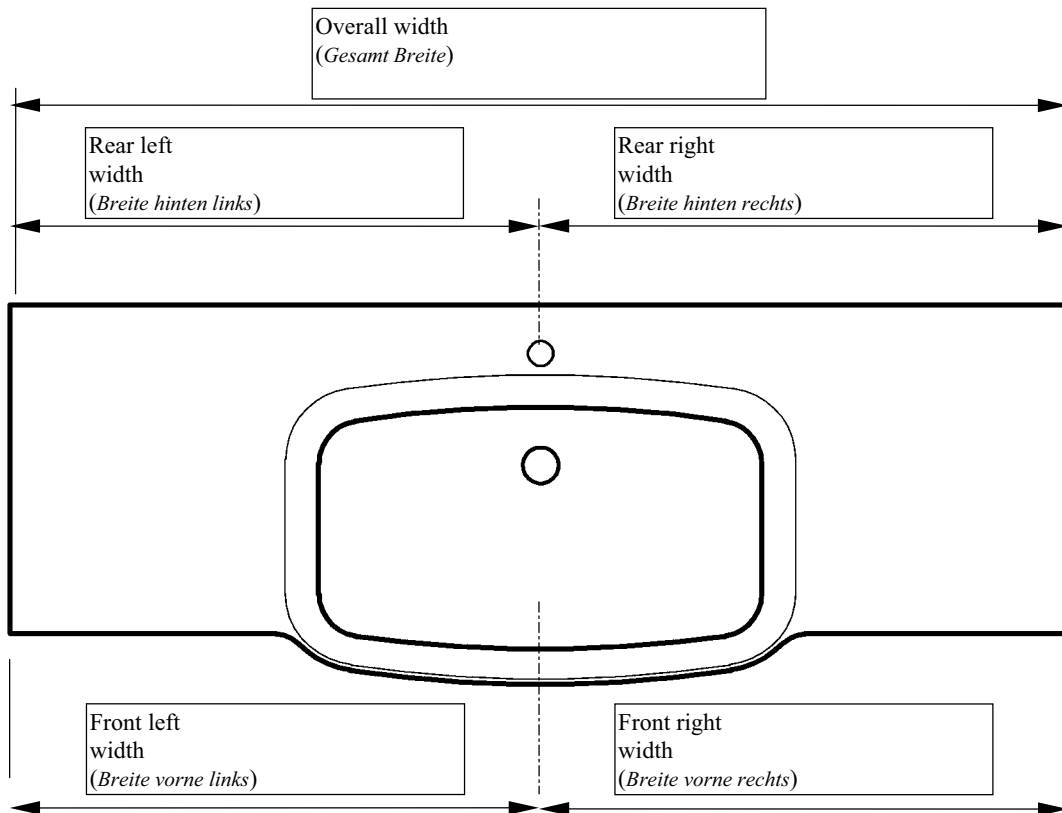
AB.-Nr.:

Art.-Nr.:

Additional details (*Zusätzliche Angaben*):

Place, Date (*Ort, Datum*)

Signature (*Unterschrift*)



**Please do not complete, for internal purposes only** (Bitte nicht ausfüllen, nur für interne Zwecke)

Lager

Regal schneidbare WT, Lfd.Nr

Bearbeitungsdatum :

Bearbeiter :

Unterschrift :

**Order form – dimension specifications for the cutting of Shape made to measure countertops**

*Please add form to orders*

Company

Street

Post code – Town

Fax

*Please do not complete, for internal purposes only*

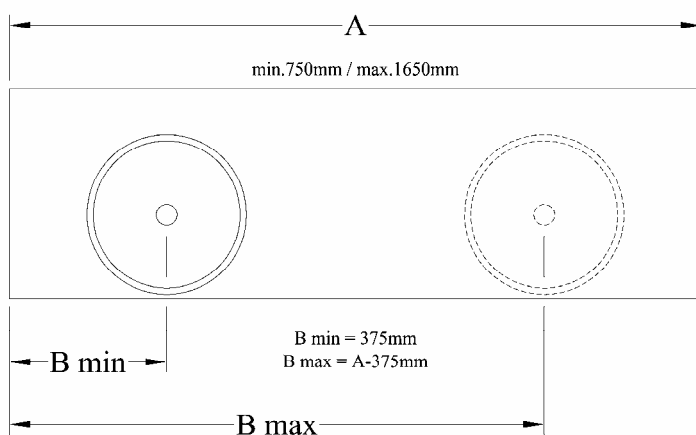
Ref.-Nr.:

Ab.-Nr.:

Art.-Nr.:

For surface-mounted washbasins Loop & Friends and Memento  
See price list

**Art. no. countertop:**



A = min. 750 / max. 849

A535 \_\_ 00

A = min. 850 / max. 1049

A536 \_\_ 00

A = min. 1050 / max. 1249

A537 \_\_ 00

A = min. 1250 / max. 1449

A538 \_\_ 00

A = min. 1450 / max. 1650

A539 \_\_ 00

A:  mm

B:  mm

Additional details:

Place, date

Signature

*Please do not complete, for internal purposes only*

Bearbeitungsdatum:

Bearbeiter:

Unterschrift:

**Order form – dimension specifications for the cutting of Shape made to measure vanity units**

*Please add form to order*

Company \_\_\_\_\_

Street \_\_\_\_\_

Post code – Town \_\_\_\_\_

Fax \_\_\_\_\_

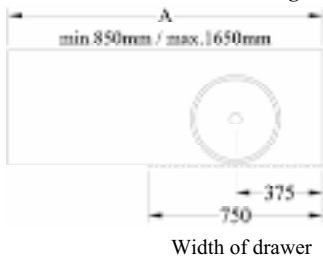
*Please do not complete, for internal purposes only*

Ref.-Nr.: \_\_\_\_\_

Ab.-Nr.: \_\_\_\_\_

Art.-Nr.: \_\_\_\_\_

**For surface-mounted washbasins  
Loop & Friends and Memento /  
See price list  
surface-mounted washbasin on right**



**Art. no. vanity unit**

A = min.850 / max.1049

A540 \_\_\_\_\_

A = min.1050 / max.1249

A541 \_\_\_\_\_

A = min.1250 / max.1449

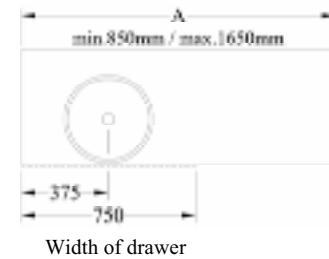
A542 \_\_\_\_\_

A = min.1450 / max.1650

A543 \_\_\_\_\_

**A:**  **mm**

**For surface-mounted washbasins  
Loop & Friends and Memento /  
See price list  
surface-mounted washbasin on left**



**Art. no. vanity unit**

A = min.850 / max.1049

B540 \_\_\_\_\_

A = min.1050 / max.1249

B541 \_\_\_\_\_

A = min.1250 / max.1449

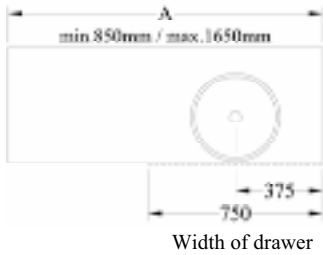
B542 \_\_\_\_\_

A = min.1450 / max.1650

B543 \_\_\_\_\_

**A:**  **mm**

**For surface-mounted washbasins  
Loop & Friends and Memento /  
See price list  
surface-mounted washbasin on right**



**Art. no. vanity unit**

A = min.850 / max.1049

A544 \_\_\_\_\_

A = min.1050 / max.1249

A545 \_\_\_\_\_

A = min.1250 / max.1449

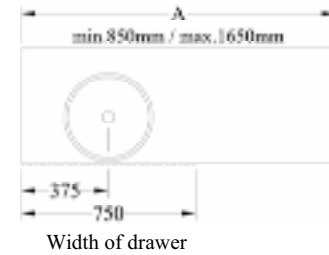
A546 \_\_\_\_\_

A = min.1450 / max.1650

A547 \_\_\_\_\_

**A:**  **mm**

**For surface-mounted washbasins  
Loop & Friends and Memento /  
See price list  
surface-mounted washbasin on left**



**Art. no. vanity unit**

A = min.850 / max.1049

B544 \_\_\_\_\_

A = min.1050 / max.1249

B545 \_\_\_\_\_

A = min.1250 / max.1449

B546 \_\_\_\_\_

A = min.1450 / max.1650

B547 \_\_\_\_\_

**A:**  **mm**

Additional details:

---



---

Place, date \_\_\_\_\_

Signature \_\_\_\_\_

*Please do not complete, for internal purposes only*

Bearbeitungsdatum: \_\_\_\_\_

Bearbeiter: \_\_\_\_\_

Unterschrift: \_\_\_\_\_



# Villeroy & Boch

1748

## Order form – dimension specifications for the cutting of VARIABLE vanity washbasins 5147

*Please add form to orders.*

Company (*Firma*)

Street (*Straße*)

Post code – Town (*PLZ – Ort*)

Fax

**Please do not complete, for internal purposes only**  
(Bitte nicht ausfüllen, nur für interne Zwecke)

Ref.-Nr.:

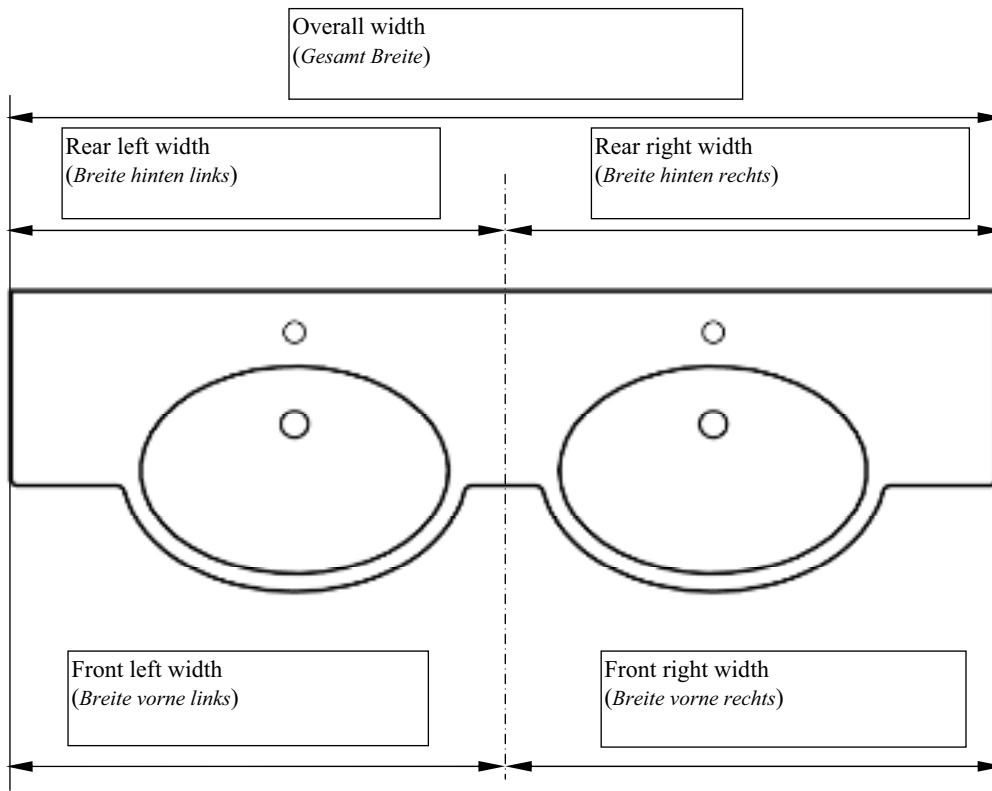
AB.-Nr.:

Art.-Nr.:

Additional details (*Zusätzliche Angaben*):

Place, Date (*Ort, Datum*)

Signature (*Unterschrift*)



*Please do not complete, for internal purposes only (Bitte nicht ausfüllen, nur für interne Zwecke)*

Lager

Regal schneidbare WT, Lfd.Nr

Bearbeitungsdatum :

Bearbeiter :

Unterschrift :



# Villeroy & Boch

1748

## Order form – dimension specifications for the cutting of VARIABLE vanity washbasins 5159

*Please add form to orders.*

Company (*Firma*)

Street (*Straße*)

Post code – Town (*PLZ – Ort*)

Fax

**Please do not complete, for internal purposes only**  
(Bitte nicht ausfüllen, nur für interne Zwecke)

Ref.-Nr.:

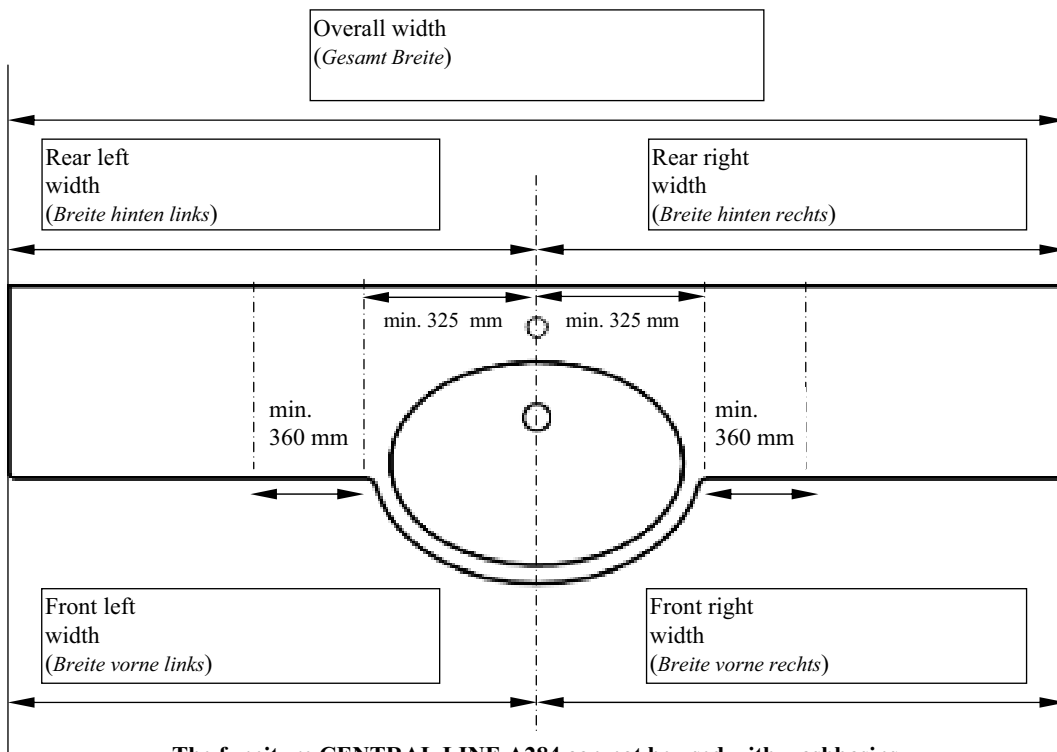
AB.-Nr.:

Art.-Nr.:

Additional details (*Zusätzliche Angaben*):

Place, Date (*Ort, Datum*)

Signature (*Unterschrift*)



**The furniture CENTRAL LINE A284 can not be used with washbasins with cut-to-size countertops of less than min. 360 mm.**

**Please do not complete, for internal purposes only** (Bitte nicht ausfüllen, nur für interne Zwecke)

Lager

Regal schneidbare WT, Lfd.Nr

Bearbeitungsdatum :

Bearbeiter :

Unterschrift :



# Villeroy & Boch

1748

## Order form – dimension specifications for the cutting of VARIABLE vanity washbasins 5157

Please add form to orders.

Company (*Firma*)

Street (*Straße*)

Post code – Town (*PLZ – Ort*)

Fax

Additional details (*Zusätzliche Angaben*):

**Please do not complete, for internal purposes only**  
(Bitte nicht ausfüllen, nur für interne Zwecke)

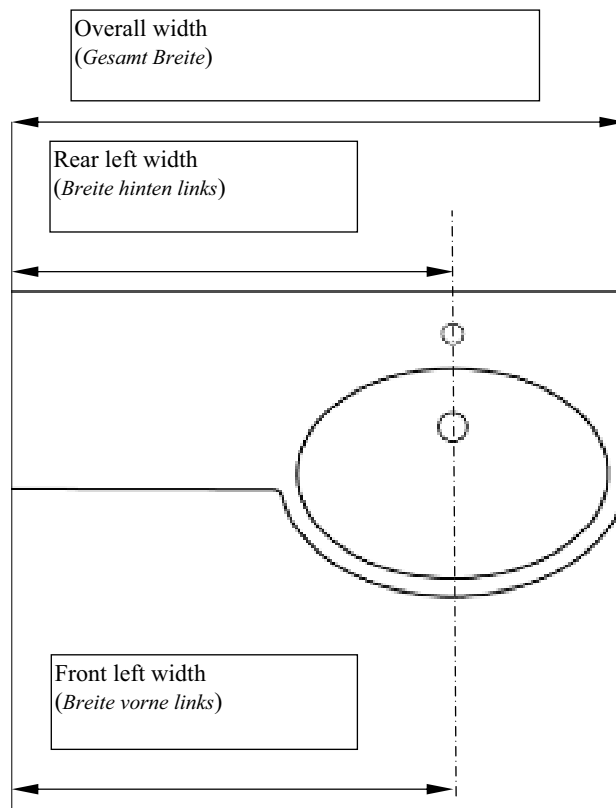
Ref.-Nr.:

AB.-Nr.:

Art.-Nr.:

Place, Date (*Ort, Datum*)

Signature (*Unterschrift*)



**Please do not complete, for internal purposes only** (Bitte nicht ausfüllen, nur für interne Zwecke)

Lager

Regal schneidbare WT, Lfd.Nr

Bearbeitungsdatum :

Bearbeiter :

Unterschrift :



# Villeroy & Boch

1748

## Order form – dimension specifications for the cutting of VARIABLE vanity washbasins 5158

Please add form to orders.

Company (*Firma*)

Street (*Straße*)

Post code – Town (*PLZ – Ort*)

Fax

**Please do not complete, for internal purposes only**  
(Bitte nicht ausfüllen, nur für interne Zwecke)

Ref.-Nr.:

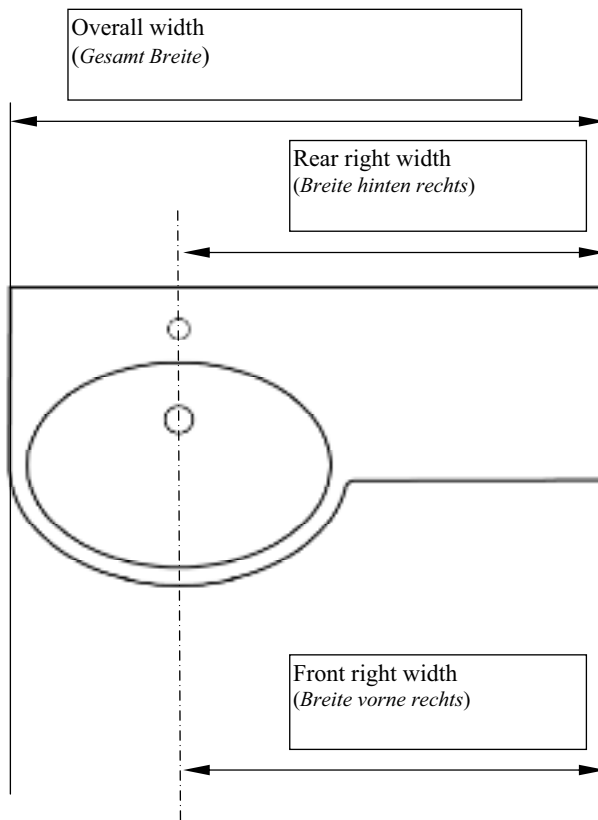
AB.-Nr.:

Art.-Nr.:

Additional details (*Zusätzliche Angaben*):

Place, Date (*Ort, Datum*)

Signature (*Unterschrift*)



*Please do not complete, for internal purposes only (Bitte nicht ausfüllen, nur für interne Zwecke)*

Lager

Regal schneidbare WT, Lfd.Nr

Bearbeitungsdatum :

Bearbeiter :

Unterschrift :



Price List 2009  
Wellness  
Export


*My House of Villeroy & Boch*

  
**Villeroy & Boch**  
1748




# Colour range


## Glossy colours



01 white (alpin)



09 pergamon



96 star white

## Head rest



QB pearl beige



QG pure grey



light blue




light grey



black

## Colours for feet Ceta



A04 glossy white



A14 glossy black




C01 granito grey



A15 aluminium

## Colour for feet Hommage    Colour for feet Hommage Royale



wood



61 chrome plated



66 noble brass



62 gold plated

## LuXXus Baths



Teak real wood veneer



Limestone



Aluminium composite

## Squaro corner bath



glossy black



satin finish chrome


## Surface of visible parts of whirlpool systems



61 chrome plated



62 gold plated



01 white (alpin)

## City Life furniture frame finishes



Walnut



Okuree-wood

## Surface of shower enclosures



61 chrome plated



00 satin finish chrome

## Glass colour



D01 transparent glass  
(single pane safety glass)

## Steam Cube back walls



smart white



smart grey

## Compose your ideal Villeroy & Boch Whirlpool

### Follow these four steps:

**Step 1:** Choose your favourite Villeroy & Boch bath (and, if desired, the matching bath options).

**Step 2:** Choose your favourite whirlpool:

Standard equipment	WHISPER			ULTIMATE FITNESS		
	Whisper Airpool	Whisper Whirlpool	Whisper Combipool	Ultimate Fitness Airpool	Ultimate Fitness Whirlpool	Ultimate Fitness Combipool
	WAE	WWE	WCE	FAE	FWE	FCE
Electronic touch control of functions on the rim of the bath	✓	✓	✓	✓	✓	✓
8 patented Whisper Air bottom jets	✓	-	✓	-	-	-
Continuously adjustable air supply bottom jets	✓	-	✓	✓	-	✓
8 adjustable Whisper Venturi side jets	-	✓	✓	-	-	-
Air injection system with 12 bottom jets	-	-	-	✓	-	✓
16 patented Fitness Twist Jets (rotating Venturi side jets)	-	-	-	-	✓	✓
Protection against dry running (level sensor)	✓	✓	✓	✓	✓	✓
Optimum hygiene thanks to draining of residual water (side jets)	-	✓	✓	-	✓	✓
Fully automatic cleaning system (bottom jets)	✓	-	✓	✓	-	✓
Fully automatic cleaning system (side jets)	-	-	-	-	✓	✓
Water suction from waste with hair trap	-	✓	✓	-	✓	✓
Suction by way of waste	-	✓	✓	-	✓	✓
Drain/overflow combination	✓	✓	✓	✓	✓	✓
Aluminium vibration deadening frame	✓	✓	✓	✓	✓	✓
All complete systems approved by KEMA	✓	✓	✓	✓	✓	✓
Complies with the European EMC and CE guidelines	✓	✓	✓	✓	✓	✓

Standard version

Not applicable

**Step 3:** Choose your favourite options:

Separate options	Price	WHISPER			ULTIMATE FITNESS		
		Whisper Airpool	Whisper Whirlpool	Whisper Combipool	Ultimate Fitness Airpool	Ultimate Fitness Whirlpool	Ultimate Fitness Combipool
		WAE	WWE	WCE	FAE	FWE	FCE
Comfort Control	€ 294,-	✓	✓	✓	✓	✓	✓
Air Royale (only available for Quarryl® baths)	€ 613,-	✓	-	✓	-	-	-
2 white LEDs for whirlpool lighting.	€ 813,-	✓	✓	✓	✓	✓	✓
Magic Light: 2 coloured LEDs for whirlpool lighting (6 colours)	€ 1263,-	✓	✓	✓	✓	✓	✓
Comfort Heat: Whirlpool heating system	€ 738,-	-	✓	✓	-	✓	✓
Zone and Intervalmassage I - II - III	€ 613,-	✓	✓	-	-	✓	✓
Zone and Intervalmassage I - II - III	€ 860,-	-	-	✓	-	-	-
Intervalmassage I - II - III	€ 242,-	-	-	-	✓	-	-
Water temperature indicator <sup>(1)</sup>	€ 234,-	✓	✓	✓	✓	✓	✓
Viega Multiplex Trio <sup>(2)</sup>	€ 242,-	✓	✓	✓	✓	✓	✓
Viega Multiplex Trio incl. tube interrupter <sup>(2)</sup>	€ 428,-	✓	✓	✓	✓	✓	✓
Air grating for optimum ventilation and cooling	€ 63,-	✓	✓	✓	✓	✓	✓

<sup>(1)</sup> Only in combination with Comfort Control

<sup>(2)</sup> Combination of the Trio with Aromatic Mist Treatment is not possible.

Option is possible

Not applicable

**Whirlpool options depending on the model: 10 back- and feet jets, aromatherapy with Aromatic Mist and Multibox.**

**For combination possibilities with the chosen bath, see the corresponding bath model.**

**Step 4:** Choose your favourite colour for the visible parts of your system (see page 102).

Please note that the technical parts of whirlpools must be accessible at all times.

#### Special Aromatic substance for Aromatic Mist Treatment

Article number	Version	Price
928000000	Starter pack: 4 x 500 ml (Eucalyptus / Peppermint / Lavender / Lemon-Orange)	€ 27,-
92800000XX	2500 ml container (Eucalyptus (XX = 01), Peppermint (XX = 02), Lavender (XX = 03) or Lemon-Orange (XX = 04))	€ 22,-

## Compose your ideal Villeroy & Boch Whirlpool

### Follow these four steps:

**Step 1:** Choose your favourite Villeroy & Boch bath (and, if desired, the matching bath options).

**Step 2:** Choose your favourite Whirlpool:

	STANDARD			ELECTRONIC		
	Just Relax! Airpool	Just Relax! Whirlpool	Just Relax! Combipool	Just Relax! Airpool	Just Relax! Whirlpool	Just Relax! Combipool
	JAP	JWP	JCP	JAE	JWE	JCE
<b>Standard equipment</b>	€ 1.163,-	€ 1.395,-	€ 2.045,-	€ 1.694,-	€ 2.045,-	€ 2.746,-
Pneumatic rim control	✓	✓	✓	-	-	-
Electronic rim control	-	-	-	✓	✓	✓
Interval for the addition of air	-	-	-	✓	✓	✓
Underwater lighting	-	-	-	✓	✓	✓
10 air jets, fully adjustable	-	-	-	✓	-	✓
10 bottom jets (air injection system)	✓	-	✓	-	-	-
4 micro back jets	-	✓	✓	-	✓	✓
2 feet jets	-	✓	✓	-	✓	✓
6 adjustable venturi side jets	-	✓	✓	-	✓	✓
Fully adjustable venturi air supply side jets	-	✓	✓	-	-	-
Level sensor for level control	-	-	-	✓	✓	✓
Hygiene: meets the residual water drainage standards	✓	✓	✓	✓	✓	✓
Fully automatic blow dry system for the air jets	-	-	-	✓	-	✓
Built-in hair protection	-	✓	✓	-	✓	✓
Waste suction	-	✓	✓	-	✓	✓
Drain/ overflow combination (premounted)	✓	✓	✓	✓	✓	✓
Galvanised steel frame	✓	✓	✓	✓	✓	✓
All complete systems approved by KEMA	✓	✓	✓	✓	✓	✓
Complies with the European EMC and CE guidelines	✓	✓	✓	✓	✓	✓

Standard version
  - Not applicable

**Step 3:** Choose your favourite option:

	STANDARD			ELECTRONIC		
	Just Relax! Airpool incl. Trio	Just Relax! Whirlpool incl. Trio	Just Relax! Combipool incl. Trio	Just Relax! Airpool incl. Trio	Just Relax! Whirlpool incl. Trio	Just Relax! Combipool incl. Trio
	JAPT	JWPT	JCPT	JAET	JWET	JCET
<b>Separate option</b>						
Prices for Just Relax! system including Trio (total price of system excluding bath)	€ 1.405,-	€ 1.637,-	€ 2.287,-	€ 1.936,-	€ 2.287,-	€ 2.988,-

**Step 4:** The visible parts of the Just Relax! whirlpools are only available in chromium-plated.

**Please note that the technical parts of whirlpools must be accessible at all times.**

### **General**

All Villeroy & Boch baths and shower trays are manufactured from top quality bathroom acrylic reinforced with glass fibre, or from the unique Quaryl®. Quaryl® is a synthetic material developed by Villeroy & Boch which is cast in moulds, therefore very exact designs can be produced. The synthetic material is coloured all the way through and retains its colour and shine for many years.

### **Design**

Acrylic and, in particular, Quaryl® can be formed into all sorts of shapes very easily so that innumerable bathroom designs are possible. There is a suitable bath for all bathrooms: rectangular, hexagonal, oval or corner bath. From modern and minimalistic to royal and comfortable with handgrips and headrests. You will always feel at home in a Villeroy & Boch bath.

### **Temperature take-up**

The material, be it acrylic or Quaryl®, takes on the temperature of the bath water almost immediately. This has the big advantage that you will not receive a cold shock when you lie down in the bath or step into the shower.

### **Heat insulation**

Acrylic and Quaryl® conduct heat slowly. Therefore the heat from the bath water is retained longer. This insulating capacity has the added advantage that the bath does not have to be continually topped up with hot water.

### **Maintenance**

The surfaces of acrylic and Quaryl® have no pores so they repel bacteria. Dirt, limescale and soap residue are virtually unable to gain a hold on the material, so that maintenance is restricted to wiping down with a wet cloth or sponge and the use of a non-scouring cleanser. We advise you to rinse out the whirlpool systems once a month with washing soda, particularly if bath oils are used. Our shower and steam cabins are best cleaned using liquid soap. Depending on how often it is used we also advise cleaning the steam cabin every so often with a suitable polish to retain its shine and dirt and remains of soap have less chance of sticking to it. When aromatherapy ethereal oils have been used the steam shower must be thoroughly rinsed afterwards.

### **Material**

Acrylic and Quaryl® are very durable materials which, when correctly maintained, keep their colour and shine for many years. Quaryl® is partly composed of natural materials. One of the characteristics of Quaryl® is that, in exceptional cases, small irregularities may appear in its structure. Scratches in acrylic materials are seldom. Naturally light damage or burn marks can occur, but these can be very easily removed from acrylic by using fine sandpaper (no. 1000 to 1200) and a small piece of fine steel wool. After this shining colour surfaces must be further treated with a car polish compound to reproduce the original lustre. It is also possible to repair damage to Quaryl®. We advise you to contact our professional service department if any your Quaryl® product become damaged.

### **Guarantee**

After purchasing a Villeroy & Boch bath and/or shower tray you will receive a 10 year manufacturer's guarantee on production faults, colour changes and/ or crack forming as a result of material ageing or deformation caused by hot water. 3 years guarantee is given on all parts of the whirlpool for private use and 1 year for professional use. In all cases there is a 2 year guarantee on the remote control unit. The following guarantee terms apply to the steam cabins: 3 years on the cabin, 2 years on the taps, the technical fittings and the glass. Two years guarantee is given on shower enclosures. The terms specified here apply only when in agreement with the complete text of the guarantee terms applying to the product in question as stipulated in our installation/ maintenance guarantee rules.

### **Price information**

\* The prices given in this price list are recommended retail prices in Euro and are valid from 1st of January 2009.

\* We reserve the right to make (price) changes and to correct printing/ typing errors. No rights can be derived from errors made in prices and descriptions.

\* All prices excl. VAT.

## Wellness price list 2009 - Contents

	<i>Page</i>
<b>Discontinued products</b>	1
<b>Overview of baths according to shape and dimension</b>	2
<b>Overview of shower trays and shower enclosures (Acrylic/Quaryl)</b>	4
<b>Overview of shower trays and shower enclosures (Ceramic)</b>	6
<b>Overview of baths and shower screens</b>	7
<b>Baths</b>	9
<b>Whirlpools</b>	102
<b>Order form for Whisper and Ultimate Fitness</b>	112
<b>Order form for Just Relax!</b>	113
<b>Shower trays</b>	114
<b>Shower enclosures technic</b>	127
<b>Shower enclosures order examples</b>	128
<b>Futurion shower combinations</b>	130
<b>Lifetime shower enclosures</b>	131
<b>Squaro shower enclosures</b>	135
<b>Squaro shower screens</b>	137
<b>Subway shower enclosures</b>	139
<b>Subway shower screen</b>	147
<b>Shower enclosures profiles</b>	148
<b>Steam Cube steam cabins</b>	149
<b>Steam Fit steam cabins</b>	152
<b>Steam Tower steam cabins</b>	154
<b>Checklist for preparatory work for installation of steam cabins</b>	155
<b>Colour and model survey</b>	158
<b>Conditions of sale</b>	159



## Wellness price list 2009 - Discontinued products

### Baths

Article number	Name and version	Can be delivered till	Page
BA177SUR2V	<i>Sunberry</i>	30.06.2009	92
BA177SUR2PCV	<i>Sunberry, incl. front panel, incl. end panel, incl. support set</i>	30.06.2009	92
BA177SUR2PFV	<i>Sunberry, incl. front panel, incl. support set</i>	30.06.2009	92
BA177SUR2PWV	<i>Sunberry, incl. front panel, incl. 2 end panels (wall version), incl. support set</i>	30.06.2009	92
BA170SUR2V	<i>Sunberry</i>	30.06.2009	93
BA170SUR2PCV	<i>Sunberry, incl. front panel, incl. end panel, incl. support set</i>	30.06.2009	93
BA170SUR2PFV	<i>Sunberry, incl. front panel, incl. support set</i>	30.06.2009	93
BA170SUR2PWV	<i>Sunberry, incl. front panel, incl. 2 end panels (wall version), incl. support set</i>	30.06.2009	93
BA180SUR2V	<i>Sunberry</i>	30.06.2009	94
BA180SUR2PCV	<i>Sunberry, incl. front panel, incl. end panel, incl. support set</i>	30.06.2009	94
BA180SUR2PFV	<i>Sunberry, incl. front panel, incl. support set</i>	30.06.2009	94
BA180SUR2PWV	<i>Sunberry, incl. front panel, incl. 2 end panels (wall version), incl. support set</i>	30.06.2009	94

### Shower trays

Article number	Name and version	Can be delivered till	Page
DA0906CEN1V	<i>Century</i>	30.06.2009	114

### Steam cabins

Article number	Name and version	Can be delivered till	Page
SCQ122STE9PK8V	<i>Steam Fit, Solo</i>	30.04.2009	152
SCQ122STE9PKS8V	<i>Steam Fit, Solo, incl. polystyrene support, incl. separate panel</i>	30.04.2009	152
SCQ145STE9PK8V	<i>Steam Fit, Duo</i>	30.04.2009	152
SCQ145STE9PKS8V	<i>Steam Fit, Duo, incl. polystyrene support, incl. separate panel</i>	30.04.2009	152
SCA120STN2PPBV	<i>Steam 'In, Duo, Pro, swinging doors</i>	31.12.2008	-
SCA120STN2PPBRV	<i>Steam 'In, Duo, Pro Radio, swinging doors</i>	31.12.2008	-
SCA120STN2SPBV	<i>Steam 'In, Duo, Pro, sliding door</i>	31.12.2008	-
SCA120STN2SPBRV	<i>Steam 'In, Duo, Pro Radio, sliding door</i>	31.12.2008	-
SCA119STO9SK8V	<i>Steam Tower, Solo, with radio</i>	31.12.2009	154
SCA156STO9SK8V	<i>Steam Tower, Duo, with radio</i>	31.12.2009	154

### Whirlpool options

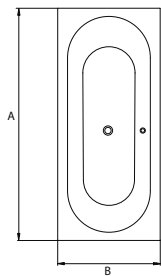
Article number	Name and version	Can be delivered till	Page
	<i>LCD Wellness Control</i>	01.11.2008	-

### Visible parts of the Whirlpool systems

Article number	Name and version	Can be delivered till	Page
	<i>Colour noble brass</i>	31.12.2008	-
	<i>Colour brushed chrome</i>	31.12.2008	-

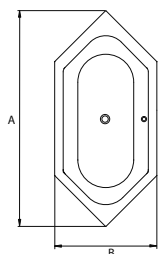
## Wellness price list 2009 - Overview of baths according to shape and dimension

### Rectangular



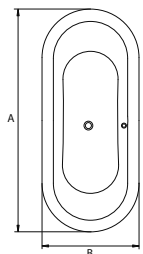
Length (A)	Width (B)	Product name (page)
1400	700	Omnia architectura (49)
1500	700	Omnia architectura (50)
1600	700	Libra (35), Omnia architectura (51), Parana (57), Pavia (67), Subway (77)
	750	Oberon (44)
1700	700	Oberon (45), Omnia architectura (52), Sentique (71), Sunberry (92), Wellness NewWave (97)
	750	Cetus (24), Libra (36), Oberon (46), Omnia architectura (53), Parana (58), Pavia (68), Squaro (73), Subway (78), Sunberry (93)
	800	Meander (40), Omnia architectura (54)
1800	800	Amadea (9), Cetus (25), City Life (29), Libra (37), Lifetime (38), Oberon (47), Omnia architectura (55), Parana (59), Pavia (69), Sentique (72), Squaro (74), Subway (79), Sunberry (94), Wellness NewWave (98)
	900	Meander (41)
1900	900	Amadea (10), Oberon (48), Omnia architectura (56), Parana (60), Subway (80), Wellness NewWave (99)
2000	1000	Bellevue (14 - 20)

### Hexagonal



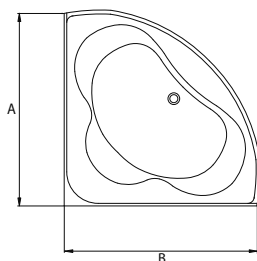
Length (A)	Width (B)	Product name (page)
1900	800	Parana (64), Squaro (76), Subway (87)
	900	Wellness NewWave (101)
2000	900	Parana (65)
2100	1000	Cetus (26)

### Oval



Length (A)	Width (B)	Product name (page)
1750	750	Ceta (22), Cetus (27)
1771	771	Hommage (31), Nexus (43)
1800	800	Nexion (42), Parana (66), Subway (88), Wellness NewWave (100)
1900	800	Ceta (23), Cetus (28)
	900	Subway (89)
	950	Aveo (12)

### Corner

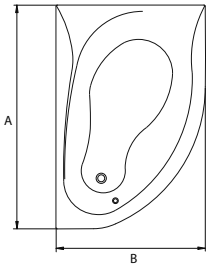


Length (A)	Width (B)	Product name (page)
1300	1300	Subway (81)
1350	1350	Parana (61)
1400	1400	Subway (82)
1450	1450	LuXXus (39), Squaro (75)
1500	1500	Subway (83)



## Wellness price list 2009 - Overview of baths according to shape and dimension

### Offset



Length(A)	Width (B)	Product name (page)
1500	1000	Ingo (33 - 34)
1600	750	Tucana (95 - 96)
1700	750	Subway P-Shape (90 - 91)
1700	800	Subway (85 - 86)
1700	900	Parana (62 - 63)

### Special shape

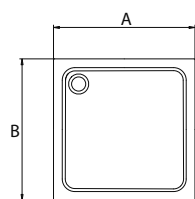
Length (A)	Width (B)	Product name (page)
1400	1400	Subway (84)
1700	760	Hommage Royale (32)
1750	1750	Aqualoop (11)
1800	800	Century (21)
1900	800	City Life (30)
1900	950	Aveo (13)
2000	1500	Riogrande (70)

### Freestanding

Length (A)	Width (B)	Product name (page)
1700	760	Hommage Royale (32)
1750	750	Ceta (22)
1771	771	Hommage (31)
1800	800	Nexion (42)
1900	800	Ceta (23)
	950	Aveo (13)
2000	1000	Bellevue (19 - 20)

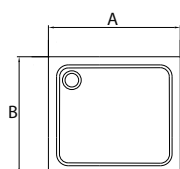
## Wellness price list 2009 - Overview of shower trays and shower enclosures (Acrylic/Quaryl)

### Square



Shower tray		Shower enclosure (page)				
Length (A) x Width (B)	Product name (page)	Futurion Walk In (130)	Subway Pivot doors (139)	Subway Walk In (146)	Lifetime Sliding doors (131)	Squaro Swinging doors (135)
800 x 800	Futurion (116)	-	✓	-	-	-
	Geos Architectura (119)	-	✓	-	-	-
900 x 900	Century (114)	-	✓	-	-	-
	Cumulus (114)	-	✓	-	✓	-
	Futurion (116)	-	✓	-	✓	-
	Geos Architectura (119)	-	✓	-	✓	-
	Squaro Super Flat (122)	-	✓	-	✓	-
	Subway (125)	-	✓	-	✓	-
1000 x 1000	Cumulus (114)	-	✓	-	-	-
	Futurion (116)	-	✓	-	✓	-
	Geos Architectura (119)	-	✓	-	✓	-
	Squaro Super Flat (123)	-	✓	-	✓	-
	Subway (125)	-	✓	-	✓	-

### Rectangular



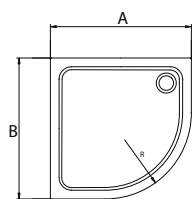
Shower tray		Shower enclosure (page)				
Length (A) x Width (B)	Product name (page)	Futurion Walk In (130)	Subway Pivot doors (139)	Subway Walk In (146)	Lifetime Sliding doors (131)	Squaro Swinging doors (135)
900 x 750	Futurion (117)	-	✓	-	-	-
	Geos Architectura (120)	-	✓	-	-	-
900 x 800	Futurion (117)	-	✓	-	-	-
	Geos Architectura (120)	-	✓	-	-	-
1000 x 800	Futurion (117)	-	✓	-	-	-
	Subway (125)					
1200 x 800	Futurion (117)	✓	✓	-	-	✓
	Geos Architectura (117)	-	✓	-	-	✓
1200 x 900	Futurion (117)	✓	✓	-	✓	✓
	Squaro Super Flat (123)	-	✓	-	✓	✓
1400 x 900	Subway (125)	-	-	-	-	-
1500 x 1000	Futurion (118)	✓	-	✓	✓	-
1700 x 800	Squaro Super Flat (124)	-	-	-	-	✓

- The prices are given in Euro excl. VAT.

- All sizes are indicated in mm.

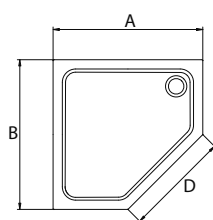
## Wellness price list 2009 - Overview of shower trays and shower enclosures (Acrylic/Quaryl)

### Quarter circle



Shower tray			Shower enclosure (page)				
Length (A) x Width (B)	Product name (page)	Radius (R)	Futurion Walk In (130)	Subway Pivot doors (139)	Subway Walk In (146)	Lifetime Sliding doors (131)	Squaro Swinging doors (135)
800 x 800	Geos Architectura (121)	500	-	✓	-	-	-
900 x 900	Cumulus (115)	550	-	✓	-	✓	-
	Futurion (118)	550	-	✓	-	✓	-
	Geos Architectura (121)	550	-	✓	-	-	-
	Squaro Super Flat (124)	550	-	✓	-	✓	-
	Subway (126)	550	-	✓	-	✓	-
1000 x 1000	Futurion (118)	550	-	✓	-	✓	-
	Geos Architectura (121)	550	-	✓	-	✓	-

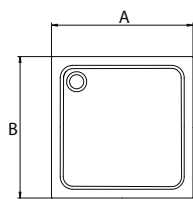
### Pentagonal



Shower tray			Shower enclosure (page)				
Length (A) x Width (B)	Product name (page)	Size (D)	Futurion Walk In (130)	Subway Pivot doors (139)	Subway Walk In (146)	Lifetime Sliding doors (131)	Squaro Swinging doors (135)
900 x 900	Futurion (119)	636	-	✓	-	-	-
	Geos Architectura (122)	636	-	✓	-	-	-
1000 x 1000	Cumulus (115)	707	-	✓	-	-	-
	Futurion (119)	710	-	✓	-	-	-
	Geos Architectura (122)	710	-	✓	-	-	-

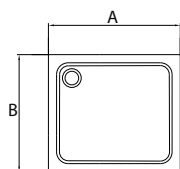
## Wellness price list 2009 - Overview of shower trays and shower enclosures (Ceramic)

### Square



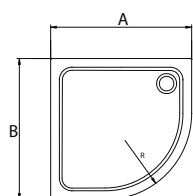
Shower tray		Shower enclosures (Page)				
Length (A) x Width (B)	Product name (page see price list sanitary ware)	Futurion Walk In (130)	Subway Pivot doors (139)	Subway Walk In (146)	Lifetime Sliding doors (131)	Squaro Swinging doors (135)
700 x 700	Omnia pro	-	-	-	-	-
800 x 800	Subway	-	✓	-	-	-
	Omnia vita	-	✓	-	-	-
	Omnia classic	-	✓	-	-	-
900 x 900	Subway	-	✓	-	✓	-
	Omnia pro	-	✓	-	✓	-
	Omnia vita	-	✓	-	✓	-
1000 x 1000	Subway	-	✓	-	✓	-
	Omnia vita	-	✓	-	✓	-

### Rectangular



Shower tray		Shower enclosures (Page)				
Length (A) x Width (B)	Product name (page see price list sanitary ware)	Futurion Walk In (130)	Subway Pivot doors (139)	Subway Walk In (146)	Lifetime Sliding doors (131)	Squaro Swinging doors (135)
900 x 750	Subway	-	✓	-	-	-
	Omnia pro	-	✓	-	-	-
1000 x 800	Subway	-	✓	-	-	-
	Omnia pro	-	✓	-	-	-
1200 x 800	Subway	-	✓	-	✓	-
	Omnia pro	-	✓	-	✓	-

### Quarter circle



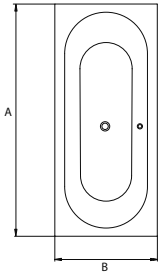
Shower tray		Shower enclosures (Page)				
Length (A) x Width (B)	Product name (page see price list sanitary ware)	Futurion Walk In (130)	Subway Pivot doors (139)	Subway Walk In (146)	Lifetime Sliding doors (131)	Squaro Swinging doors (135)
800 x 800	Subway	-	✓	-	-	-
	Omnia pro	-	✓	-	-	-
900 x 900	Omnia vita	-	✓	-	✓	-
	Omnia classic	-	✓	-	✓	-
	Subway	-	✓	-	✓	-
	Omnia pro	-	✓	-	✓	-
1000 x 1000	Subway	-	✓	-	✓	-

- The prices are given in Euro excl. VAT.

- All sizes are indicated in mm.

## Wellness price list 2009 - Overview of baths and shower screens

### Rectangular

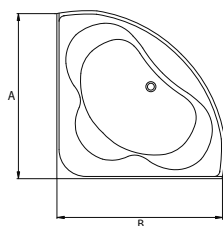


Bath		Shower screen (page)	
Length (A) x Width (B)	Product name (page)	Subway Swinging doors (147)	Squaro Swinging doors (137)
1400 x 700	Omnia architectura (49)	✓	-
1500 x 700	Omnia architectura (50)	✓	-
1600 x 700	Libra (35)	✓	-
	Omnia architectura (51)	✓	-
	Parana (57)	✓	-
	Pavia (67)	-	-
	Subway (77)	✓	-
1600 x 750	Oberon (44)	✓	-
1700 x 700	Oberon (45)	✓	-
	Omnia architectura (52)	✓	-
	Sentique (71)	-	-
	Sunberry (92)	-	-
	Wellness New Wave (97)	-	-
1700 x 750	Cetus (24)	✓	-
	Libra (36)	✓	-
	Oberon (46)	✓	✓
	Omnia architectura (53)	✓	-
	Parana (58)	✓	✓
	Pavia (68)	-	-
	Squaro (73)	-	✓
	Subway (78)	✓	✓
	Sunberry (93)	-	-
1700 x 800	Meander (40)	✓	-
	Omnia architectura (54)	✓	-
1800 x 800	Amadea (9)	✓	-
	Cetus (25)	✓	-
	City Life (29)	✓	-
	Libra (37)	✓	-
	Lifetime (38)	-	-
	Oberon (47)	✓	✓
	Omnia architectura (55)	✓	-
	Parana (59)	✓	✓
	Pavia (69)	-	-
	Sentique (72)	-	-
	Squaro (74)	-	✓
	Subway (79)	✓	✓
	Sunberry (94)	-	-
Wellness New Wave (98)	-	-	
1800 x 900	Meander (41)	✓	-
1900 x 900	Amadea (10)	✓	-
	Oberon (48)	✓	✓
	Omnia architectura (56)	✓	-
	Parana (60)	✓	✓
	Subway (80)	✓	✓
	Wellness New Wave (99)	-	-
2000 x 1000	Bellevue (14 - 20)	-	-

- The prices are given in Euro excl. VAT.  
- All sizes are indicated in mm.

## Wellness price list 2009 - Overview of baths and shower screens

### Corner

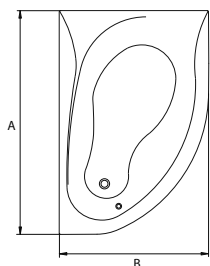


Bath		Radius (R)	Shower screen (page)	
Length (A) x Width (B)	Product name (page)		Subway Swinging doors (147)	Squaro Swinging doors (137)
1300 x 1300	Subway (81)	1300	✓	-
1350 x 1350	Parana (61)	1385	-	-
1400 x 1400	Subway (82)	1400	✓	-
1450 x 1450	Luxxus (39)	1043	-	-
	Squaro (75)	1220	✓	-
1500 x 1500	Subway (83)	1500	✓	-

### Special shape

Bath		Radius (R)	Shower screen (page)	
Length(A) x Width (B)	Product name (page)		Subway Swinging doors (147)	Squaro Swinging doors (137)
1400 x 1400	Subway (84)	1400	✓	-

### Offset



Bath		Radius (R)	Shower screen (page)	
Length(A) x Width (B)	Product name (page)		Subway Swinging doors (147)	Squaro Swinging doors (137)
1700 x 750	Subway P-Shape (90 - 91)	1400	✓	-

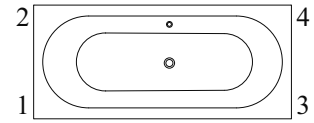
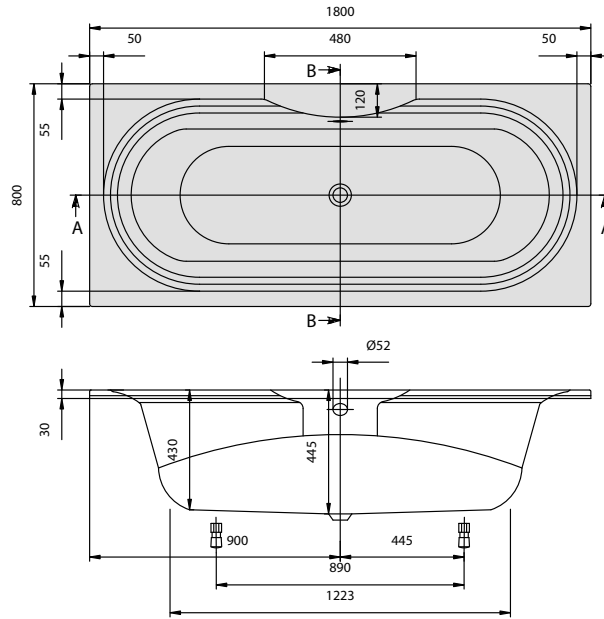
## Wellness price list 2009

### Baths

Set of bath feet is not supplied as standard.  
Requires extended waste/overflow combination.

### Amadea

(Rectangular 1800 x 800)



#### Whisper & Ultimate Fitness

##### Technical parts 1

Accessible via: 2 - 4  
Control box: 4  
Rim control: 4  
Receiver: 1  
Multibox open: 2 - 4  
Multibox closed: 1 - 2

#### Whisper & Ultimate Fitness

##### Technical parts 2

Accessible via: 2 - 4  
Control box: 2  
Rim control: 2  
Receiver: 3  
Multibox open: 2 - 4  
Multibox closed: 3 - 4

Article number	Name and version	Size l x w	Bottom l x w	Litres incl. 1 pers	Weight kg	Price
BA180AMD2V	Amadea	1800 x 800	1220 x 410	105	22	1.669,-

#### Accessories for baths:

Article number	Description	Price
900WSVIL0012	Vilbox bath support, for rectangular baths, not possible in combination with a whirlpool	274,-
4000000266	Bath feet, plastic, for baths with even bottom, adjustable from 145 à 180 mm	16,-
88820000	Pair of metal feet inclusive wall brackets for baths with even bath bottom, adjustable from 130 to 200 mm	50,-
90950061	Matching waste/overflow combination, chrome plated	152,-
90601061	Overflow Filler (Multiplex Trio), chrome plated	376,-
90602061	Overflow Filler (Multiplex Trio), incl. tube interrupter, chrome plated	636,-
9009060000	Head rest, light blue	127,-

#### Available whirlpools (prices excl. bath):

System code	Description	Installation (min.)	Installation (max.)	Height Multibox	Number of jets	Price
WAE	Whisper Airpool™ Electronic	580	620	625	8	1.996,-
WWE	Whisper Whirlpool™ Electronic	620	660	625	8	2.121,-
WCE	Whisper Combipool™ Electronic	620	660	625	16	3.748,-
FAE	Ultimate Fitness Airpool	520	560	625	12	2.348,-
FWE	Ultimate Fitness Whirlpool	570	610	625	16	3.243,-
FCE	Ultimate Fitness Combipool	570	610	625	28	4.707,-

For explanation of Whisper & Ultimate Fitness whirlpools and options see left-hand flip-out page.

#### Whirlpool options (these are bathtub specific options, for the other options see flip-out):

Description	WAE	WWE	WCE	FAE	FWE	FCE	Price
10 back & feet jets	-	✓	✓	-	✓	✓	1.293,-
Aroma Mist Treatment	✓	✓	✓	✓	✓	✓	1.479,-
Multibox	✓	✓	✓	✓	✓	✓	1.128,-

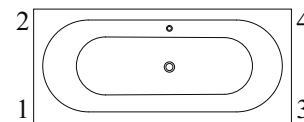
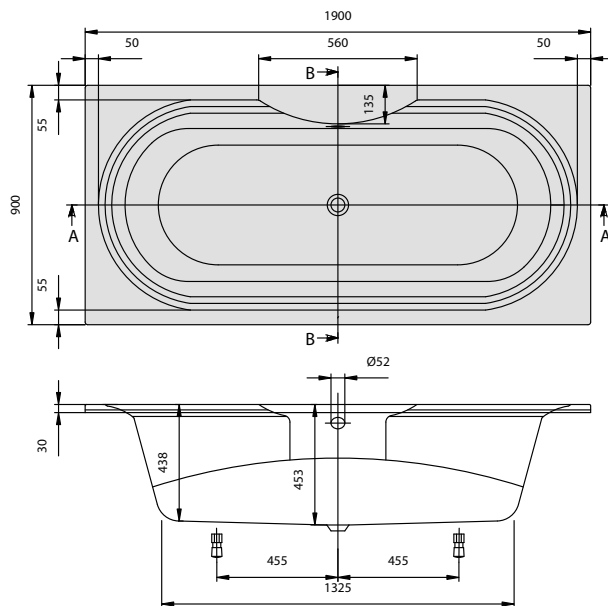

## Wellness price list 2009

### Baths

Set of bath feet is not supplied as standard.  
Requires extended waste/overflow combination.

### Amadea

(Rectangular 1900 x 900)



#### Whisper & Ultimate Fitness

##### Technical parts 1

Accessible via: 2 - 4  
Control box: 4  
Rim control: 4  
Receiver: 1  
Multibox open: 2 - 4  
Multibox closed: 1 - 2

#### Whisper & Ultimate Fitness

##### Technical parts 2

Accessible via: 2 - 4  
Control box: 2  
Rim control: 2  
Receiver: 3  
Multibox open: 2 - 4  
Multibox closed: 3 - 4

Article number	Name and version	Size l x w	Bottom l x w	Litres incl. 1 pers	Weight kg	Price
BA190AMD2V	Amadea	1900 x 900	1330 x 470	160	28	1.934,-

#### Accessories for baths:

Article number	Description	Price
900WSVIL0012	Vilbox bath support, for rectangular baths, not possible in combination with a whirlpool	274,-
4000000266	Bath feet, plastic, for baths with even bottom, adjustable from 145 à 180 mm	16,-
88820000	Pair of metal feet inclusive wall brackets for baths with even bath bottom, adjustable from 130 to 200 mm	50,-
90950061	Matching waste/overflow combination, chrome plated	152,-
90601061	Overflow Filler (Multiplex Trio), chrome plated	376,-
90602061	Overflow Filler (Multiplex Trio), incl. tube interrupter, chrome plated	636,-
9009060000	Head rest, light blue	127,-

#### Available whirlpools (prices excl. bath):

System code	Description	Installation (min.)	Installation (max.)	Height Multibox	Number of jets	Price
WAE	Whisper Airpool™ Electronic	585	625	625	8	1.996,-
WWE	Whisper Whirlpool™ Electronic	625	665	625	8	2.121,-
WCE	Whisper Combipool™ Electronic	625	665	625	16	3.748,-
FAE	Ultimate Fitness Airpool	530	570	625	12	2.348,-
FWE	Ultimate Fitness Whirlpool	580	620	625	16	3.243,-
FCE	Ultimate Fitness Combipool	580	620	625	28	4.707,-

For explanation of Whisper & Ultimate Fitness whirlpools and options see left-hand flip-out page.

#### Whirlpool options (these are bathtub specific options, for the other options see flip-out):

Description	WAE	WWE	WCE	FAE	FWE	FCE	Price
10 back & feet jets	-	✓	✓	-	✓	✓	1.293,-
Aroma Mist Treatment	✓	✓	✓	✓	✓	✓	1.479,-
Multibox	✓	✓	✓	✓	✓	✓	1.128,-



# Wellness price list 2009

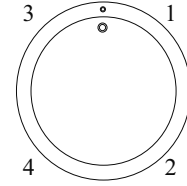
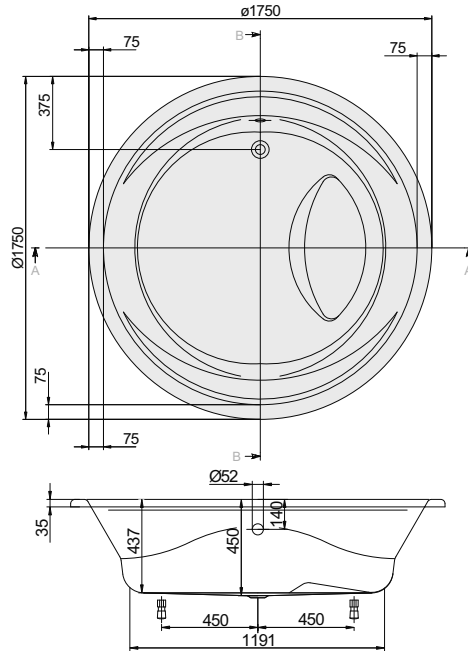
## Baths

Requires extended waste/overflow combination.

### Aqualoop

Family XXL-Range

(Special shape 1750 x 1750)



#### Whisper & Ultimate Fitness

##### Technical parts 1

Accessible via: 1 - 3

Control box: 1

Rim control: 1

Receiver: 4

##### Whisper & Ultimate Fitness

##### Technical parts 2

Accessible via: 2 - 4

Control box: 2

Rim control: 2

Receiver: 3

Article number	Name and version	Size l x w	Bottom	Litres incl. 1 pers	Weight kg	Price
BA175AQU9V	Aqualoop, incl. foot, incl. frame	1750 x 1750	1190	390	50	3.701,-

Accessories for baths:		
Article number	Description	Price
88820000	Pair of metal feet inclusive wall brackets for baths with even bath bottom, adjustable from 130 to 200 mm	50,-
90950061	Matching waste/overflow combination, chrome plated	152,-
90601061	Overflow Filler (Multiplex Trio), chrome plated	376,-
90602061	Overflow Filler (Multiplex Trio), incl. tube interrupter, chrome plated	636,-
9009060000	Head rest, light blue	127,-

Available whirlpools (prices excl. bath):						
System code	Description	Installation (min.)	Installation (max.)	Height Multibox	Number of jets	Price
WAE	Whisper Airpool™ Electronic	640	690	-	16	2.994,-
WWE	Whisper Whirlpool™ Electronic	640	690	-	8	3.182,-
WCE	Whisper Combipool™ Electronic	640	690	-	24	5.622,-
FAE	Ultimate Fitness Airpool	640	690	-	12	3.522,-
FWE	Ultimate Fitness Whirlpool	640	690	-	16	4.865,-
FCE	Ultimate Fitness Combipool	640	690	-	28	7.061,-

For explanation of Whisper & Ultimate Fitness whirlpools and options see left-hand flip-out page.

Whirlpool options (these are bathtub specific options, for the other options see flip-out):							
Description	WAE	WWE	WCE	FAE	FWE	FCE	Price
10 back & feet jets	-	✓	✓	-	✓	✓	1.293,-
Aroma Mist Treatment	✓	✓	✓	✓	✓	✓	1.479,-
Multibox	-	-	-	-	-	-	-

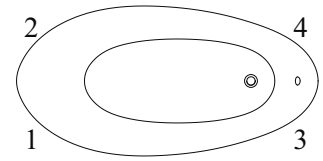
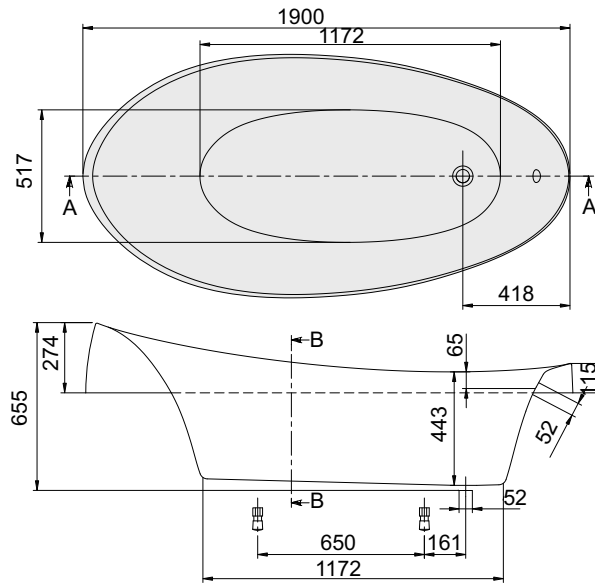
# Wellness price list 2009

## Baths

Set of bath feet is supplied as standard (self-adhesive), adjustable from 145 à 180 mm.  
Requires extended waste/overflow combination.

### Aveo

(Oval 1900 x 950)



**Whisper Technical parts 1**  
Accessible via: 1 - 3  
Control box: 1  
Rim control: 1  
Receiver: 3 - 4

**Whisper Technical parts 2**  
Accessible via: 2 - 4  
Control box: 2  
Rim control: 2  
Receiver: 3 - 4



Article number	Name and version	Size l x w	Bottom l x w	Litres incl. 1 pers	Weight kg	Price
BQ194AVE7V	Aveo, built-in version	1900 x 950	1170 x 540	245	49	2.469,-

Accessories for baths:						
Article number	Description					Price
90950061	Matching waste/overflow combination, chrome plated					152,-
90601061	Overflow Filler (Multiplex Trio), chrome plated					376,-
90602061	Overflow Filler (Multiplex Trio), incl. tube interrupter, chrome plated					636,-

Available whirlpools (prices excl. bath):						
System code	Description	Installation (min.)	Installation (max.)	Height Multibox	Number of jets	Price
WAE	Whisper Airpool™ Electronic	660	700	-	8	1.996,-
WWE	Whisper Whirlpool™ Electronic	700	740	-	8	2.121,-
WCE	Whisper Combipool™ Electronic	700	740	-	16	3.748,-

For explanation of Whisper whirlpools see left-hand flip-out page.

Whirlpool options (these are bathtub specific options, for the other options see flip-out):							
Description	WAE	WWE	WCE	FAE	FWE	FCE	Price
10 back & feet jets	-	✓	✓	-	-	-	1.293,-
Aroma Mist Treatment	-	-	-	-	-	-	-
Multibox	-	-	-	-	-	-	-

## Wellness price list 2009

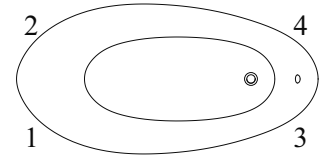
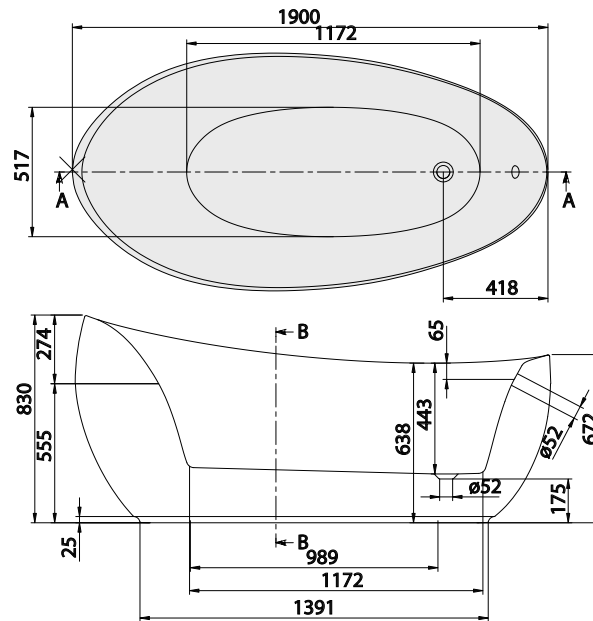
### Baths

Including extended waste/overflow combination.

Bath and panel are of the material Quarryl® (2 parts). Panel is also the frame (Height of the panel: 555 mm).

### Aveo

(Special shape 1900 x 950)



#### Whisper

#### Technical parts 1

Accessible via: 1 - 2 - 3 - 4

Control box: 1

Rim control: 1

Receiver: 3 - 4



Article number	Name and version	Size l x w	Bottom l x w	Litres incl. 1 pers	Weight kg	Price
BQ194AVE9PDV	Aveo, free-standing, incl. Quarryl® panel	1900 x 950	1170 x 540	245	97	4.937,-

#### Accessories for baths:

Article number	Description	Price
90601061	Overflow Filler (Multiplex Trio), chrome plated	376,-
90602061	Overflow Filler (Multiplex Trio), incl. tube interrupter, chrome plated	636,-

#### Available whirlpools (prices excl. bath):

System code	Description	Installation (min.)	Installation (max.)	Height Multibox	Number of jets	Price
WAE	Whisper Airpool™ Electronic	-	-	-	8	3.246,-
WWE	Whisper Whirlpool™ Electronic	-	-	-	8	3.371,-
WCE	Whisper Combipool™ Electronic	-	-	-	16	4.998,-

For explanation of Whisper whirlpools see left-hand flip-out page.

#### Whirlpool options (these are bathtub specific options, for the other options see flip-out):

Description	WAE	WWE	WCE	FAE	FWE	FCE	Price
10 back & feet jets	-	✓	✓	-	-	-	1.293,-
Aroma Mist Treatment	-	-	-	-	-	-	-
Multibox	-	-	-	-	-	-	-

## Wellness price list 2009

### Baths

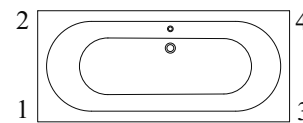
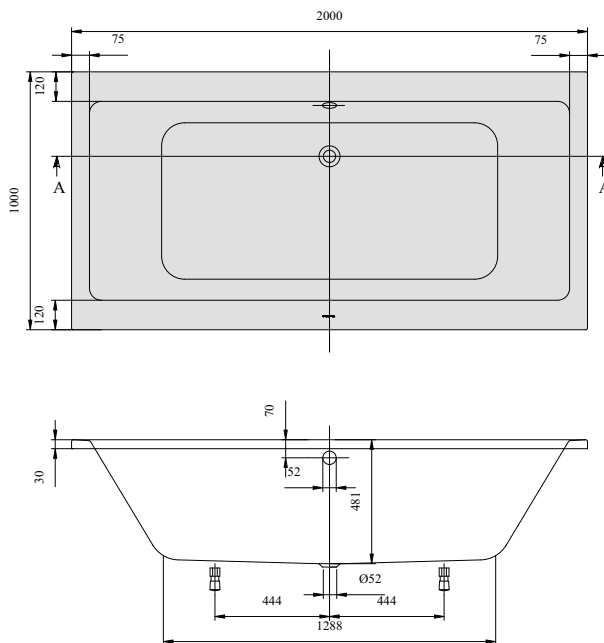
Set of bath feet is not supplied as standard.

### Bellevue

Requires extended waste/overflow combination.

(Rectangular 2000 x 1000)

Built-in height 600 mm in combination with polystyrene bathtub installation set (measured from floor to underside of the bath rim).



#### Whisper & Ultimate Fitness

##### Technical parts 1

Accessible via: 2 - 4  
Control box: 4  
Rim control: 4  
Receiver: 1  
Multibox open: 2 - 4  
Multibox closed: 1 - 2

##### Whisper & Ultimate Fitness Technical parts 2

Accessible via: 2 - 4  
Control box: 2  
Rim control: 2  
Receiver: 3  
Multibox open: 2 - 4  
Multibox closed: 3 - 4

Article number	Name and version	Size l x w	Bottom l x w	Litres incl. 1 pers	Weight kg	Price
BA200BEL2V	Bellevue, built-in version	2000 x 1000	1290 x 580	325	32	2.127,-

#### Accessories for baths:

Article number	Description	Price
900WSVIL0012	Vilbox bath support, for rectangular baths, not possible in combination with a whirlpool	274,-
PSB200BEL2	Bathtub installation set, polystyrene, not possible in combination with a whirlpool	350,-
4000000266	Bath feet, plastic, for baths with even bottom, adjustable from 145 à 180 mm	16,-
88820000	Pair of metal feet inclusive wall brackets for baths with even bath bottom, adjustable from 130 to 200 mm	50,-
90950061	Matching waste/overflow combination, chrome plated	152,-
90601061	Overflow Filler (Multiplex Trio), chrome plated	376,-
90602061	Overflow Filler (Multiplex Trio), incl. tube interrupter, chrome plated	636,-
9009060000	Head rest, light blue	127,-

#### Available whirlpools (prices excl. bath):

System code	Description	Installation (min.)	Installation (max.)	Height Multibox	Number of jets	Price
WAE	Whisper Airpool™ Electronic	610	650	625	8	1.996,-
WWE	Whisper Whirlpool™ Electronic	650	690	665	8	2.121,-
WCE	Whisper Combipool™ Electronic	650	690	665	16	3.748,-
FAE	Ultimate Fitness Airpool	560	600	625	12	2.348,-
FWE	Ultimate Fitness Whirlpool	605	645	625	16	3.243,-
FCE	Ultimate Fitness Combipool	605	645	625	28	4.707,-

For explanation of Whisper & Ultimate Fitness whirlpools and options see left-hand flip-out page.

#### Whirlpool options (these are bathtub specific options, for the other options see flip-out):

Description	WAE	WWE	WCE	FAE	FWE	FCE	Price
10 back & feet jets	-	✓	✓	-	✓	✓	1.293,-
Aroma Mist Treatment	✓	✓	✓	✓	✓	✓	1.479,-
Multibox	✓	✓	✓	✓	✓	✓	1.128,-

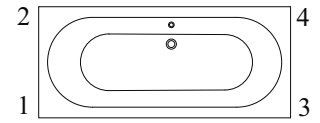
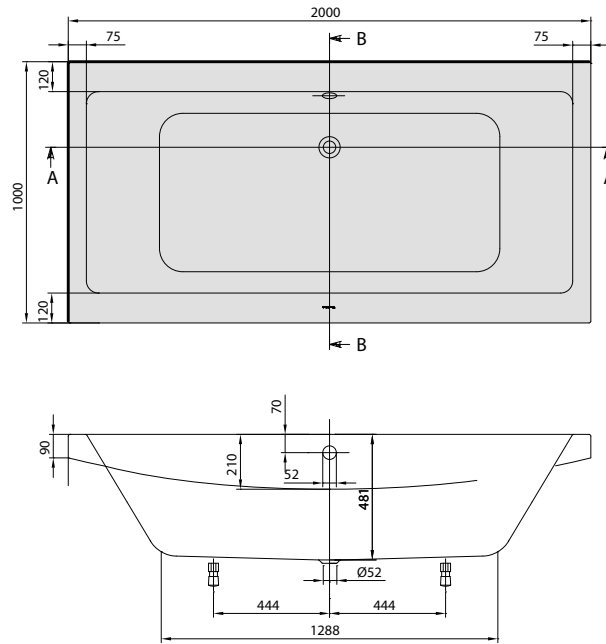
## Wellness price list 2009

### Baths

Set of bath feet is not supplied as standard.  
Requires extended waste/overflow combination.  
Bold lines in the technical drawing indicate the panels.  
Height incl. polystyrene support = 630 mm.

### Bellevue

(Rectangular 2000 x 1000)



**Whisper & Ultimate Fitness  
Technical parts 1**  
Accessible via: 2 - 4  
Control box: 4  
Rim control: 4  
Receiver: 1

Article number	Name and version	Size l x w	Bottom l x w	Litres incl. 1 pers	Weight kg	Price
BA200BEL2MLV	Bellevue, corner version left	2000 x 1000	1290 x 580	325	41	2.368,-

Accessories for baths:		
Article number	Description	Price
900WSVIL0012	Vilbox bath support, for rectangular baths, not possible in combination with a whirlpool	274,-
PSB200BEL2	Bathtub installation set, polystyrene, not possible in combination with a whirlpool	350,-
4000000266	Bath feet, plastic, for baths with even bottom, adjustable from 145 à 180 mm	16,-
88820000	Pair of metal feet inclusive wall brackets for baths with even bath bottom, adjustable from 130 to 200 mm	50,-
90950061	Matching waste/overflow combination, chrome plated	152,-
90601061	Overflow Filler (Multiplex Trio), chrome plated	376,-
90602061	Overflow Filler (Multiplex Trio), incl. tube interrupter, chrome plated	636,-
9009060000	Head rest, light blue	127,-

Available whirlpools (prices excl. bath):						
System code	Description	Installation (min.)	Installation (max.)	Height Multibox	Number of jets	Price
WAE	Whisper Airpool™ Electronic	610	650	-	8	1.996,-
WWE	Whisper Whirlpool™ Electronic	650	690	-	8	2.121,-
WCE	Whisper Combipool™ Electronic	650	690	-	16	3.748,-
FAE	Ultimate Fitness Airpool	560	600	-	12	2.348,-
FWE	Ultimate Fitness Whirlpool	605	645	-	16	3.243,-
FCE	Ultimate Fitness Combipool	605	645	-	28	4.707,-

For explanation of Whisper & Ultimate Fitness whirlpools and options see left-hand flip-out page.

Whirlpool options (these are bathtub specific options, for the other options see flip-out):							
Description	WAE	WWE	WCE	FAE	FWE	FCE	Price
10 back & feet jets	-	✓	✓	-	✓	✓	1.293,-
Aroma Mist Treatment	✓	✓	✓	✓	✓	✓	1.479,-
Multibox	-	-	-	-	-	-	-

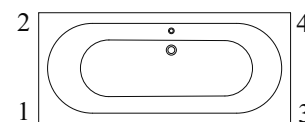
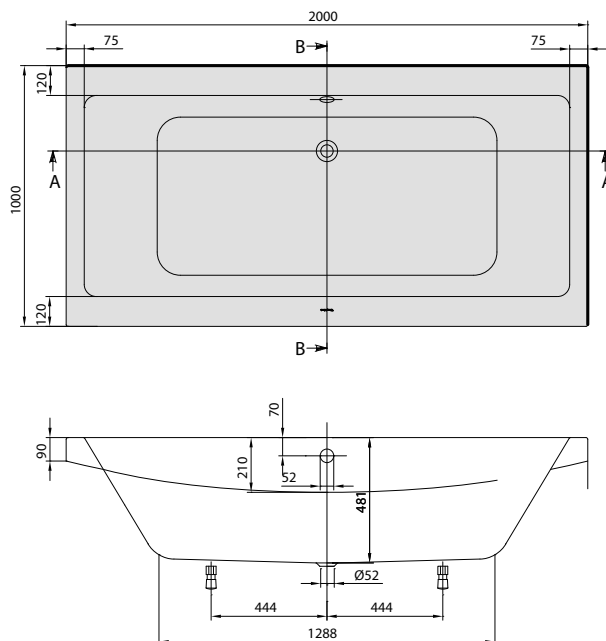
## Wellness price list 2009

### Baths

Set of bath feet is not supplied as standard.  
Requires extended waste/overflow combination.  
Bold lines in the technical drawing indicate the panels.  
Height incl. polystyrene support = 630 mm.

### Bellevue

(Rectangular 2000 x 1000)



**Whisper & Ultimate Fitness  
Technical parts 1**  
Accessible via: 2 - 4  
Control box: 2  
Rim control: 2  
Receiver: 3

Article number	Name and version	Size l x w	Bottom l x w	Litres incl. 1 pers	Weight kg	Price
BA200BEL2MRV	Bellevue, corner version right	2000 x 1000	1290 x 580	325	41	2.368,-

Accessories for baths:		
Article number	Description	Price
900WSVIL0012	Vilbox bath support, for rectangular baths, not possible in combination with a whirlpool	274,-
PSB200BEL2	Bathtub installation set, polystyrene, not possible in combination with a whirlpool	350,-
4000000266	Bath feet, plastic, for baths with even bottom, adjustable from 145 à 180 mm	16,-
88820000	Pair of metal feet inclusive wall brackets for baths with even bath bottom, adjustable from 130 to 200 mm	50,-
90950061	Matching waste/overflow combination, chrome plated	152,-
90601061	Overflow Filler (Multiplex Trio), chrome plated	376,-
90602061	Overflow Filler (Multiplex Trio), incl. tube interrupter, chrome plated	636,-
9009060000	Head rest, light blue	127,-

Available whirlpools (prices excl. bath):						
System code	Description	Installation (min.)	Installation (max.)	Height Multibox	Number of jets	Price
WAE	Whisper Airpool™ Electronic	610	650	-	8	1.996,-
WWE	Whisper Whirlpool™ Electronic	650	690	-	8	2.121,-
WCE	Whisper Combipool™ Electronic	650	690	-	16	3.748,-
FAE	Ultimate Fitness Airpool	560	600	-	12	2.348,-
FWE	Ultimate Fitness Whirlpool	605	645	-	16	3.243,-
FCE	Ultimate Fitness Combipool	605	645	-	28	4.707,-

For explanation of Whisper & Ultimate Fitness whirlpools and options see left-hand flip-out page.

Whirlpool options (these are bathtub specific options, for the other options see flip-out):							
Description	WAE	WWE	WCE	FAE	FWE	FCE	Price
10 back & feet jets	-	✓	✓	-	✓	✓	1.293,-
Aroma Mist Treatment	✓	✓	✓	✓	✓	✓	1.479,-
Multibox	-	-	-	-	-	-	-

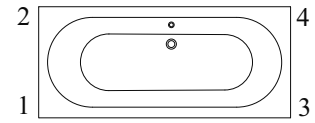
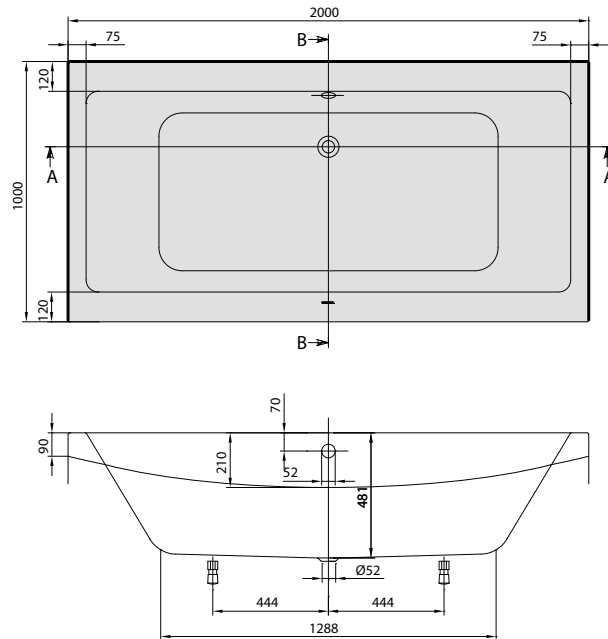
## Wellness price list 2009

### Baths

Set of bath feet is not supplied as standard.  
Requires extended waste/overflow combination.  
Bold lines in the technical drawing indicate the panels.  
Height incl. polystyrene support = 630 mm.

### Bellevue

(Rectangular 2000 x 1000)



#### Whisper & Ultimate Fitness Technical parts 1

Accessible via: 2 - 4  
Control box: 4  
Rim control: 4  
Receiver: 1

#### Whisper & Ultimate Fitness Technical parts 2

Accessible via: 2 - 4  
Control box: 2  
Rim control: 2  
Receiver: 3

Article number	Name and version	Size l x w	Bottom l x w	Litres incl. 1 pers	Weight kg	Price
BA200BEL2MMV	Bellevue, wall version	2000 x 1000	1290 x 580	325	44	2.490,-

#### Accessories for baths:

Article number	Description	Price
900WSVIL0012	Vilbox bath support, for rectangular baths, not possible in combination with a whirlpool	274,-
PSB200BEL2	Bathtub installation set, polystyrene, not possible in combination with a whirlpool	350,-
4000000266	Bath feet, plastic, for baths with even bottom, adjustable from 145 à 180 mm	16,-
88820000	Pair of metal feet inclusive wall brackets for baths with even bath bottom, adjustable from 130 to 200 mm	50,-
90950061	Matching waste/overflow combination, chrome plated	152,-
90601061	Overflow Filler (Multiplex Trio), chrome plated	376,-
90602061	Overflow Filler (Multiplex Trio), incl. tube interrupter, chrome plated	636,-
9009060000	Head rest, light blue	127,-

#### Available whirlpools (prices excl. bath):

System code	Description	Installation (min.)	Installation (max.)	Height Multibox	Number of jets	Price
WAE	Whisper Airpool™ Electronic	610	650	-	8	1.996,-
WWE	Whisper Whirlpool™ Electronic	650	690	-	8	2.121,-
WCE	Whisper Combipool™ Electronic	650	690	-	16	3.748,-
FAE	Ultimate Fitness Airpool	560	600	-	12	2.348,-
FWE	Ultimate Fitness Whirlpool	605	645	-	16	3.243,-
FCE	Ultimate Fitness Combipool	605	645	-	28	4.707,-

For explanation of Whisper & Ultimate Fitness whirlpools and options see left-hand flip-out page.

#### Whirlpool options (these are bathtub specific options, for the other options see flip-out):

Description	WAE	WWE	WCE	FAE	FWE	FCE	Price
10 back & feet jets	-	✓	✓	-	✓	✓	1.293,-
Aroma Mist Treatment	✓	✓	✓	✓	✓	✓	1.479,-
Multibox	-	-	-	-	-	-	-

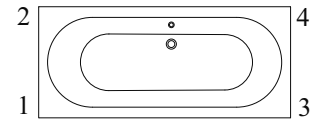
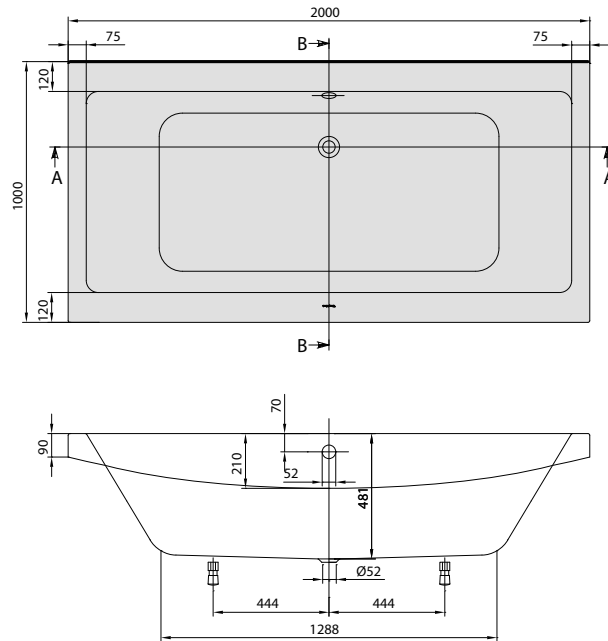
## Wellness price list 2009

### Baths

Set of bath feet is not supplied as standard.  
Requires extended waste/overflow combination.  
Bold lines in the technical drawing indicate the panels.  
Height incl. polystyrene support = 630 mm.

### Bellevue

(Rectangular 2000 x 1000)



#### Whisper & Ultimate Fitness Technical parts 1

Accessible via: 2 - 4  
Control box: 4  
Rim control: 4  
Receiver: 1

#### Whisper & Ultimate Fitness Technical parts 2

Accessible via: 2 - 4  
Control box: 2  
Rim control: 2  
Receiver: 3

Article number	Name and version	Size l x w	Bottom l x w	Litres incl. 1 pers	Weight kg	Price
BA200BEL2MNV	Bellevue, alcove version	2000 x 1000	1290 x 580	325	38	2.247,-

#### Accessories for baths:

Article number	Description	Price
900WSVIL0012	Vilbox bath support, for rectangular baths, not possible in combination with a whirlpool	274,-
PSB200BEL2	Bathtub installation set, polystyrene, not possible in combination with a whirlpool	350,-
4000000266	Bath feet, plastic, for baths with even bottom, adjustable from 145 à 180 mm	16,-
88820000	Pair of metal feet inclusive wall brackets for baths with even bath bottom, adjustable from 130 to 200 mm	50,-
90950061	Matching waste/overflow combination, chrome plated	152,-
90601061	Overflow Filler (Multiplex Trio), chrome plated	376,-
90602061	Overflow Filler (Multiplex Trio), incl. tube interrupter, chrome plated	636,-
9009060000	Head rest, light blue	127,-

#### Available whirlpools (prices excl. bath):

System code	Description	Installation (min.)	Installation (max.)	Height Multibox	Number of jets	Price
WAE	Whisper Airpool™ Electronic	610	650	-	8	1.996,-
WWE	Whisper Whirlpool™ Electronic	650	690	-	8	2.121,-
WCE	Whisper Combipool™ Electronic	650	690	-	16	3.748,-
FAE	Ultimate Fitness Airpool	560	600	-	12	2.348,-
FWE	Ultimate Fitness Whirlpool	605	645	-	16	3.243,-
FCE	Ultimate Fitness Combipool	605	645	-	28	4.707,-

For explanation of Whisper & Ultimate Fitness whirlpools and options see left-hand flip-out page.

#### Whirlpool options (these are bathtub specific options, for the other options see flip-out):

Description	WAE	WWE	WCE	FAE	FWE	FCE	Price
10 back & feet jets	-	✓	✓	-	✓	✓	1.293,-
Aroma Mist Treatment	✓	✓	✓	✓	✓	✓	1.479,-
Multibox	-	-	-	-	-	-	-



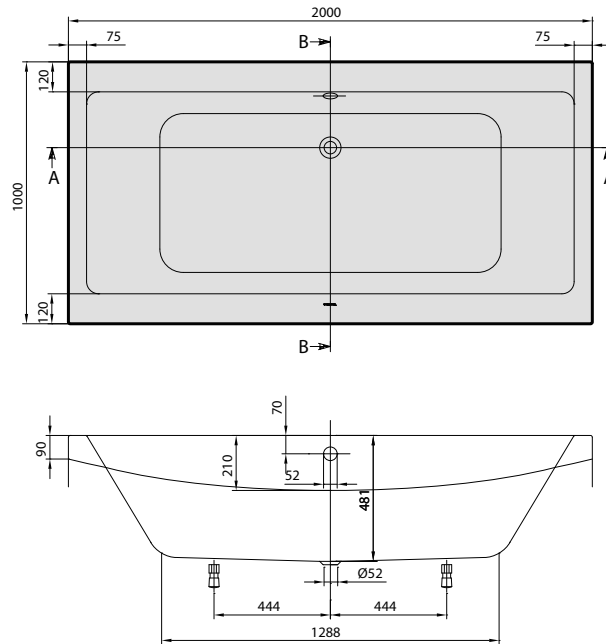
## Wellness price list 2009

### Baths

Set of bath feet is not supplied as standard.  
Requires extended waste/overflow combination.  
Bold lines in the technical drawing indicate the panels.  
Height incl. polystyrene support = 630 mm.

### Bellevue

(Rectangular 2000 x 1000)



Article number	Name and version	Size l x w	Bottom l x w	Litres incl. 1 pers	Weight kg	Price
BA200BEL2MFV	Bellevue, free-standing	2000 x 1000	1290 x 580	325	50	2.613,-

Accessories for baths:		
Article number	Description	Price
900WSVIL0012	Vilbox bath support, for rectangular baths, not possible in combination with a whirlpool	274,-
PSB200BEL2	Bathtub installation set, polystyrene, not possible in combination with a whirlpool	350,-
4000000266	Bath feet, plastic, for baths with even bottom, adjustable from 145 à 180 mm	16,-
88820000	Pair of metal feet inclusive wall brackets for baths with even bath bottom, adjustable from 130 to 200 mm	50,-
90950061	Matching waste/overflow combination, chrome plated	152,-
90601061	Overflow Filler (Multiplex Trio), chrome plated	376,-
90602061	Overflow Filler (Multiplex Trio), incl. tube interrupter, chrome plated	636,-
9009060000	Head rest, light blue	127,-

## Wellness price list 2009

### Baths

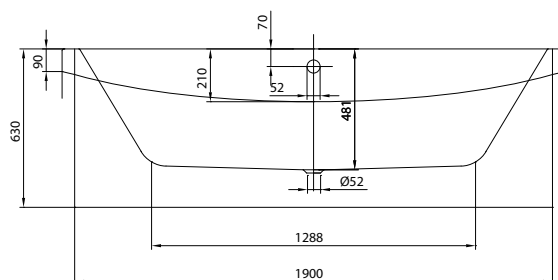
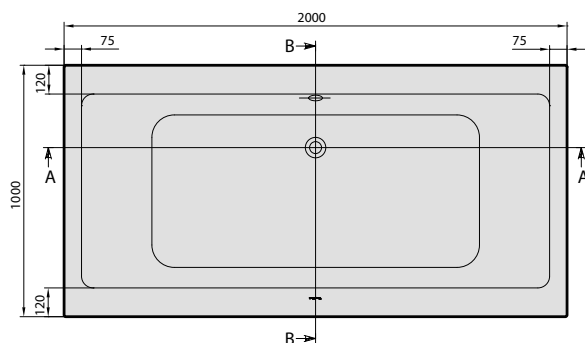
Bold lines in the technical drawing indicate the panels.

Total height incl. panel = 630 mm.

Including extended waste/overflow combination.

### Bellevue

(Rectangular 2000 x 1000)



Article number	Name and version	Size l x w	Bottom l x w	Litres incl. 1 pers	Weight kg	Price
BA200BEL2MHV	Bellevue, incl. support with wooden finish, free-standing, incl. waste/overflow	2000 x 1000	1290 x 580	325	50	3.948,-

Accessories for baths:						
Article number	Description					Price
88820000	Pair of metal feet inclusive wall brackets for baths with even bath bottom, adjustable from 130 to 200 mm					50,-
90601061	Overflow Filler (Multiplex Trio), chrome plated					376,-
90602061	Overflow Filler (Multiplex Trio), incl. tube interrupter, chrome plated					636,-
9009060000	Head rest, light blue					127,-

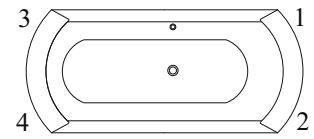
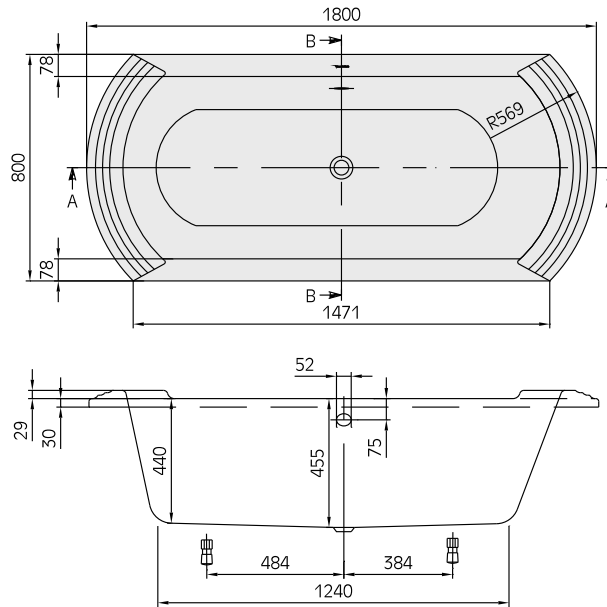
## Wellness price list 2009

### Baths

Set of bath feet is not supplied as standard.  
Requires extended waste/overflow combination.

### Century

(Special shape 1800 x 800)



#### Whisper & Ultimate Fitness

##### Technical parts 1

Accessible via: 1 - 3  
Control box: 1  
Rim control: 1  
Receiver: 4  
Multibox open: 1 - 3  
Multibox closed: 3 - 4

#### Whisper & Ultimate Fitness

##### Technical parts 2

Accessible via: 2 - 4  
Control box: 2  
Rim control: 2  
Receiver: 3  
Multibox open: 2 - 4  
Multibox closed: 3 - 4

Article number	Name and version	Size l x w	Bottom l x w	Litres incl. 1 pers	Weight kg	Price
BA180CEN9V	Century	1800 x 800	1240 x 410	190	21	1.653,-

Accessories for baths:		
Article number	Description	Price
4000000266	Bath feet, plastic, for baths with even bottom, adjustable from 145 à 180 mm	16,-
88820000	Pair of metal feet inclusive wall brackets for baths with even bath bottom, adjustable from 130 to 200 mm	50,-
90950061	Matching waste/overflow combination, chrome plated	152,-
90601061	Overflow Filler (Multiplex Trio), chrome plated	376,-
90602061	Overflow Filler (Multiplex Trio), incl. tube interrupter, chrome plated	636,-

Available whirlpools (prices excl. bath):						
System code	Description	Installation (min.)	Installation (max.)	Height Multibox	Number of jets	Price
WAE	Whisper Airpool™ Electronic	580	620	625	8	1.996,-
WWE	Whisper Whirlpool™ Electronic	620	660	625	8	2.121,-
WCE	Whisper Combipool™ Electronic	620	660	625	16	3.748,-
FAE	Ultimate Fitness Airpool	535	575	625	12	2.348,-
FWE	Ultimate Fitness Whirlpool	580	620	625	16	3.243,-
FCE	Ultimate Fitness Combipool	580	620	625	28	4.707,-

For explanation of Whisper & Ultimate Fitness whirlpools and options see left-hand flip-out page.

Whirlpool options (these are bathtub specific options, for the other options see flip-out):							
Description	WAE	WWE	WCE	FAE	FWE	FCE	Price
10 back & feet jets	-	✓	✓	-	-	-	1.293,-
Aroma Mist Treatment	✓	✓	✓	✓	✓	✓	1.479,-
Multibox	✓	✓	✓	✓	✓	✓	1.128,-

## Wellness price list 2009

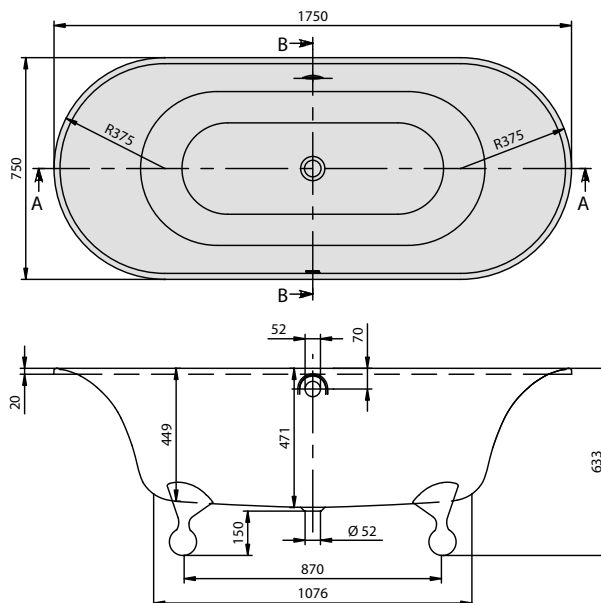
### Baths

Free-standing bath incl. 4 (pre-assembled) feet (without extra charge).

### Ceta

Family Cetus

(Oval 1750 x 750)



**Quaryl**<sup>®</sup>  
by Villeroy & Boch

Article number	Name and version	Size l x w	Bottom l x w	Litres incl. 1 pers	Weight kg	Price
BQ175CEA7U0V	Ceta, incl. feet (aluminum)	1750 x 750	1080 x 450	140	35	2.557,-
BQ175CEA7G0V	Ceta, incl. feet (granito grey)					2.557,-
BQ175CEA7W0V	Ceta, incl. feet (white)					2.557,-
BQ175CEA7B0V	Ceta, incl. feet (black)					2.557,-

Accessories for baths:		
Article number	Description	Price
99300061	Waste- and overflow combination, with chain and plug type, 1750 mm, chrome plated	467,-
99300062	Waste- and overflow combination, with chain and plug type, 1750 mm, gold plated	653,-
99300066	Waste- and overflow combination, with chain and plug type, 1750 mm, noble brass	536,-

## Wellness price list 2009

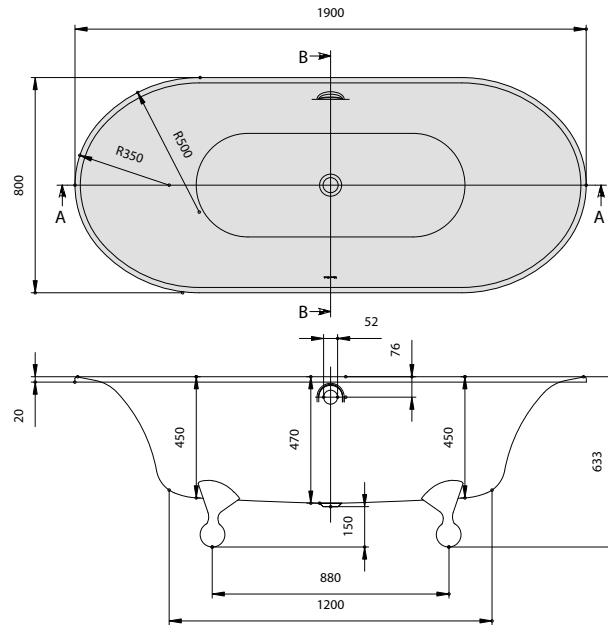
### Baths

Free-standing bath incl. 4 (pre-assembled) feet (without extra charge).

### Ceta

Family Cetus

(Oval 1900 x 800)



**Quaryl**<sup>®</sup>  
by Villeroy & Boch

Article number	Name and version	Size l x w	Bottom l x w	Litres incl. 1 pers	Weight kg	Price
BQ190CEA7U0V	Ceta, incl. feet (aluminum)	1900 x 800	1200 x 530	175	41	3.062,-
BQ190CEA7G0V	Ceta, incl. feet (granito grey)					3.062,-
BQ190CEA7W0V	Ceta, incl. feet (white)					3.062,-
BQ190CEA7B0V	Ceta, incl. feet (black)					3.062,-

Accessories for baths:		
Article number	Description	Price
99960061	Waste- and overflow combination, with chain and plug type, 1900 mm, chrome plated	467,-
99960062	Waste- and overflow combination, with chain and plug type, 1900 mm, gold plated	653,-
99960066	Waste- and overflow combination, with chain and plug type, 1900 mm, noble brass	536,-

## Wellness price list 2009

### Baths

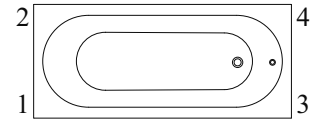
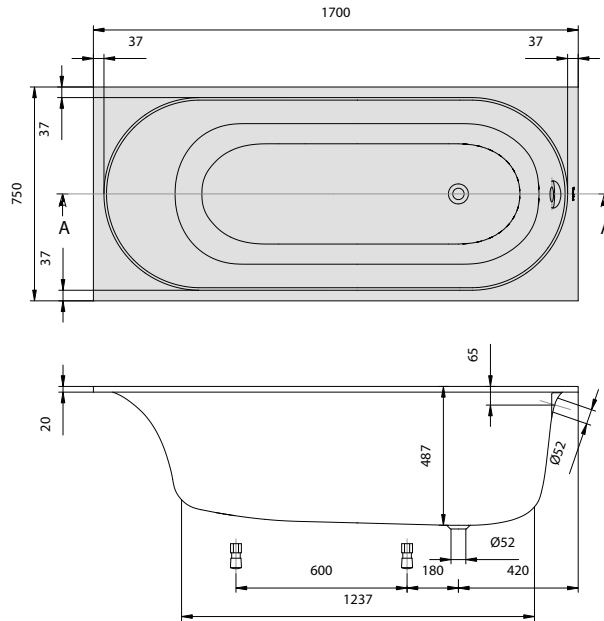
Set of bath feet is supplied as standard (self-adhesive), adjustable from 145 à 180 mm.

### Cetus

Requires extended waste/overflow combination.

(Rectangular 1700 x 750)

Due to the position of the rim-mounted controller, we recommend a Comfort Control in combination with a whirlpool system.



#### Whisper & Ultimate Fitness

##### Technical parts 1

Accessible via: 1 - 3  
Control box: 1  
Rim control: 1  
Receiver: 4  
Multibox open: 1 - 3  
Multibox closed: 3 - 4

#### Whisper & Ultimate Fitness

##### Technical parts 2

Accessible via: 2 - 4  
Control box: 2  
Rim control: 2  
Receiver: 3  
Multibox open: 2 - 4  
Multibox closed: 3 - 4



Article number	Name and version	Size l x w	Bottom l x w	Litres incl. 1 pers	Weight kg	Price
BQ170CEU2V	Cetus	1700 x 750	1240 x 420	140	38	927,-

#### Accessories for baths:

Article number	Description	Price
900WSVIL0012	Vilbox bath support, for rectangular baths, not possible in combination with a whirlpool	274,-
90950061	Matching waste/overflow combination, chrome plated	152,-
90601061	Overflow Filler (Multiplex Trio), chrome plated	376,-
90602061	Overflow Filler (Multiplex Trio), incl. tube interrupter, chrome plated	636,-

#### Available whirlpools (prices excl. bath):

System code	Description	Installation (min.)	Installation (max.)	Height Multibox	Number of jets	Price
WAE	Whisper Airpool™ Electronic	595	635	625	8	1.996,-
WWE	Whisper Whirlpool™ Electronic	640	680	665	8	2.121,-
WCE	Whisper Combipool™ Electronic	640	680	665	16	3.748,-
FAE	Ultimate Fitness Airpool	600	640	625	12	2.348,-

For explanation of Whisper & Ultimate Fitness whirlpools and options see left-hand flip-out page.

#### Whirlpool options (these are bathtub specific options, for the other options see flip-out):

Description	WAE	WWE	WCE	FAE	FWE	FCE	Price
10 back & feet jets	-	-	-	-	-	-	-
Aroma Mist Treatment	✓	✓	✓	✓	-	-	1.479,-
Multibox	✓	✓	✓	✓	-	-	1.128,-

## Wellness price list 2009

### Baths

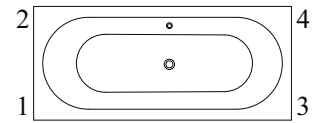
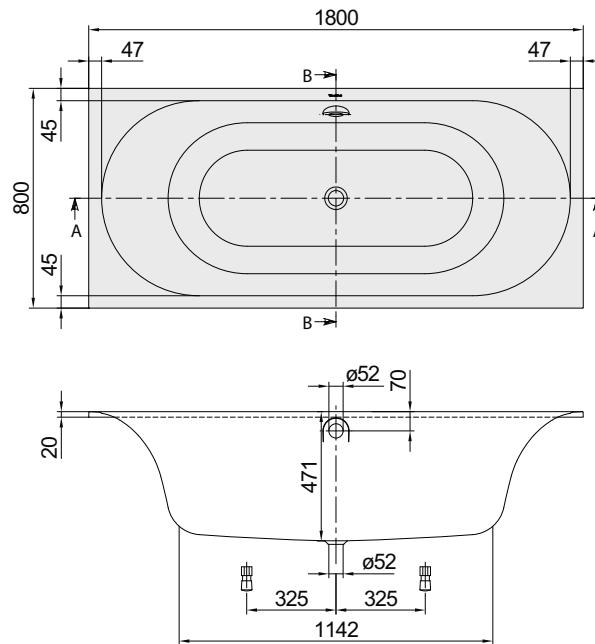
Set of bath feet is supplied as standard (self-adhesive), adjustable from 145 à 180 mm.

### Cetus

Requires extended waste/overflow combination.

(Rectangular 1800 x 800)

Due to the position of the rim-mounted controller, we recommend a Comfort Control in combination with a whirlpool system.



#### Whisper & Ultimate Fitness

##### Technical parts 1

Accessible via: 2 - 4  
Control box: 4  
Rim control: 4  
Receiver: 1 - 3  
Multibox open: 2 - 4  
Multibox closed: 1 - 2

#### Whisper & Ultimate Fitness

##### Technical parts 2

Accessible via: 2 - 4  
Control box: 2  
Rim control: 2  
Receiver: 1 - 3  
Multibox open: 2 - 4  
Multibox closed: 3 - 4



Article number	Name and version	Size l x w	Bottom l x w	Litres incl. 1 pers	Weight kg	Price
BQ180CEU2V	Cetus	1800 x 800	1140 x 480	170	44	1.158,-

#### Accessories for baths:

Article number	Description	Price
900WSVIL0012	Vilbox bath support, for rectangular baths, not possible in combination with a whirlpool	274,-
90950061	Matching waste/overflow combination, chrome plated	152,-
90601061	Overflow Filler (Multiplex Trio), chrome plated	376,-
90602061	Overflow Filler (Multiplex Trio), incl. tube interrupter, chrome plated	636,-

#### Available whirlpools (prices excl. bath):

System code	Description	Installation (min.)	Installation (max.)	Height Multibox	Number of jets	Price
WAE	Whisper Airpool™ Electronic	600	640	625	8	1.996,-
WWE	Whisper Whirlpool™ Electronic	645	685	665	8	2.121,-
WCE	Whisper Combipool™ Electronic	645	685	665	16	3.748,-
FAE	Ultimate Fitness Airpool	580	620	625	12	2.348,-
FWE	Ultimate Fitness Whirlpool	635	675	665	16	3.243,-
FCE	Ultimate Fitness Combipool	635	675	665	28	4.707,-

For explanation of Whisper & Ultimate Fitness whirlpools and options see left-hand flip-out page.

#### Whirlpool options (these are bathtub specific options, for the other options see flip-out):

Description	WAE	WWE	WCE	FAE	FWE	FCE	Price
10 back & feet jets	-	✓	✓	-	✓	✓	1.293,-
Aroma Mist Treatment	✓	✓	✓	✓	✓	✓	1.479,-
Multibox	✓	✓	✓	✓	✓	✓	1.128,-

# Wellness price list 2009

## Baths

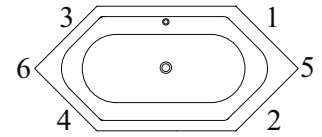
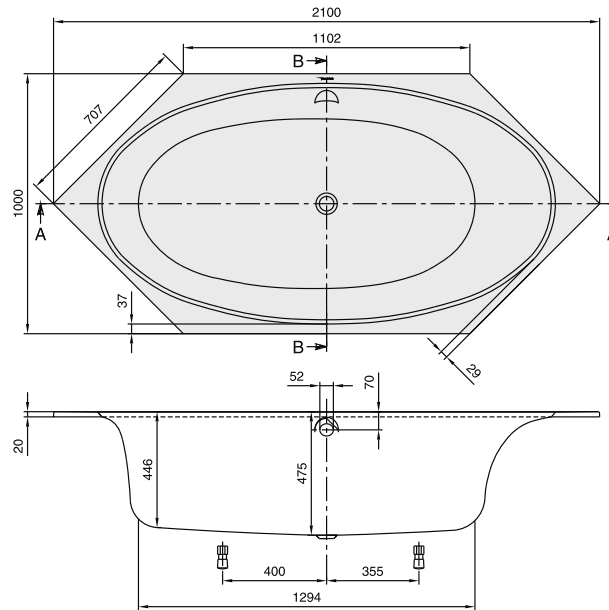
Set of bath feet is supplied as standard (self-adhesive), adjustable from 145 à 180 mm.

Requires extended waste/overflow combination.

In case of corner installation the diagonal dimension is 1486 mm.

## Cetus

(Hexagonal 2100 x 1000)



### Whisper & Ultimate Fitness

#### Technical parts 1

Accessible via: 5- 1 -3 - 6

Control box: 1

Rim control: 1

Receiver: 4

Multibox open: 5- 1 -3 - 6

#### Whisper & Ultimate Fitness Technical parts 2

Accessible via: 5- 2 -4 - 6

Control box: 2

Rim control: 2

Receiver: 3

Multibox open: 5- 2 -4 - 6



Article number	Name and version	Size l x w	Bottom l x w	Litres incl. 1 pers	Weight kg	Price
BQ210CEU6V	Cetus	2100 x 1000	1290 x 600	215	46	2.583,-

Accessories for baths:		
Article number	Description	Price
900WSVIL0026	Vilbox bath support, for hexagonal baths, not possible in combination with a whirlpool	372,-
90950061	Matching waste/overflow combination, chrome plated	152,-
90601061	Overflow Filler (Multiplex Trio), chrome plated	376,-
90602061	Overflow Filler (Multiplex Trio), incl. tube interrupter, chrome plated	636,-
881200D8	Head rest, black	152,-

Available whirlpools (prices excl. bath):						
System code	Description	Installation (min.)	Installation (max.)	Height Multibox	Number of jets	Price
WAE	Whisper Airpool™ Electronic	615	665	625	8	1.996,-
WWE	Whisper Whirlpool™ Electronic	660	700	665	8	2.121,-
WCE	Whisper Combipool™ Electronic	660	700	665	16	3.748,-
FAE	Ultimate Fitness Airpool	585	625	625	12	2.348,-
FWE	Ultimate Fitness Whirlpool	640	680	665	16	3.243,-
FCE	Ultimate Fitness Combipool	640	680	665	28	4.707,-

For explanation of Whisper & Ultimate Fitness whirlpools and options see left-hand flip-out page.

Whirlpool options (these are bathtub specific options, for the other options see flip-out):							
Description	WAE	WWE	WCE	FAE	FWE	FCE	Price
10 back & feet jets	-	✓	✓	-	✓	✓	1.293,-
Aroma Mist Treatment	✓	✓	✓	✓	✓	✓	1.479,-
Multibox	✓	✓	✓	✓	✓	✓	1.456,-

- The prices are given in Euro excl. VAT.  
- All sizes are indicated in mm.

- For more information on the colours, see flip-out page and page 158.  
- For more information about the whirlpools, see page 102.



## Wellness price list 2009

### Baths

Set of bath feet is supplied as standard (self-adhesive), adjustable from 145 à 180 mm.

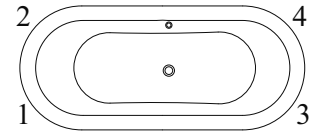
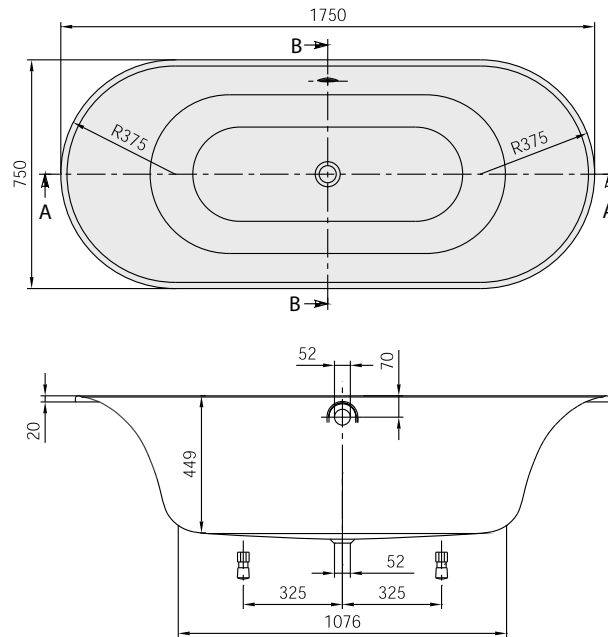
Requires extended waste/overflow combination.

Build-in height 590 mm, measured from floor to underside of the bathrim.

Due to the position of the rim-mounted controller, we recommend a Comfort Control in combination with a whirlpool system.

### Cetus

(Oval 1750 x 750)



#### Whisper & Ultimate Fitness

##### Technical parts 1

Accessible via: 2 - 4

Control box: 4

Rim control: 4

Receiver: 1 - 3

Multibox open: 2 - 4

Multibox closed: 1 - 2, 4 - 3, 3 - 1

##### Whisper & Ultimate Fitness

##### Technical parts 2

Accessible via: 2 - 4

Control box: 2

Rim control: 2

Receiver: 1 - 3

Multibox open: 2 - 4

Multibox closed: 1 - 2, 4 - 3, 3 - 1



Article number	Name and version	Size l x w	Bottom l x w	Litres incl. 1 pers	Weight kg	Price
BQ175CEU7V	Cetus	1750 x 750	1080 x 460	140	30	1.172,-

Accessories for baths:		
Article number	Description	Price
PSB175CEU7	Bathtub installation set, polystyrene, incl. waste/overflow combination, chrome plated, not possible in combination with a whirlpool	518,-
90950061	Matching waste/overflow combination, chrome plated	152,-
90601061	Overflow Filler (Multiplex Trio), chrome plated	376,-
90602061	Overflow Filler (Multiplex Trio), incl. tube interrupter, chrome plated	636,-

Available whirlpools (prices excl. bath):						
System code	Description	Installation (min.)	Installation (max.)	Height Multibox	Number of jets	Price
WAE	Whisper Airpool™ Electronic	605	625	625	8	1.996,-
WWE	Whisper Whirlpool™ Electronic	665	685	665	8	2.121,-
WCE	Whisper Combipool™ Electronic	665	685	665	16	3.748,-
FAE	Ultimate Fitness Airpool	580	620	625	12	2.348,-

For explanation of Whisper & Ultimate Fitness whirlpools and options see left-hand flip-out page.

Whirlpool options (these are bathtub specific options, for the other options see flip-out):							
Description	WAE	WWE	WCE	FAE	FWE	FCE	Price
10 back & feet jets	-	-	-	-	-	-	-
Aroma Mist Treatment	✓	✓	✓	✓	-	-	1.479,-
Multibox	✓	✓	✓	✓	-	-	1.128,-

## Wellness price list 2009

### Baths

Set of bath feet is supplied as standard (self-adhesive), adjustable from 145 à 180 mm.

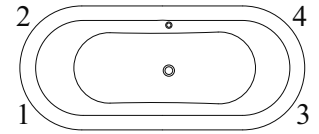
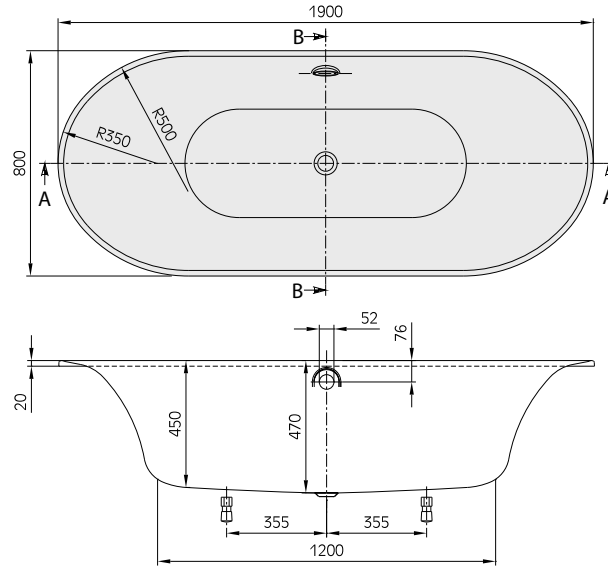
Requires extended waste/overflow combination.

Build-in height 590 mm, measured from floor to underside of the bathrim.

Due to the position of the rim-mounted controller, we recommend a Comfort Control in combination with a whirlpool system.

### Cetus

(Oval 1900 x 800)



#### Whisper & Ultimate Fitness

##### Technical parts 1

Accessible via: 2 - 4

Control box: 4

Rim control: 4

Receiver: 1 - 3

Multibox open: 2 - 4

Multibox closed: 1 - 2, 4 - 3, 3 - 1

##### Whisper & Ultimate Fitness

##### Technical parts 2

Accessible via: 2 - 4

Control box: 2

Rim control: 2

Receiver: 1 - 3

Multibox open: 2 - 4

Multibox closed: 1 - 2, 4 - 3, 3 - 1



Article number	Name and version	Size l x w	Bottom lxw	Litres incl. 1 pers	Weight kg	Price
BQ190CEU7V	Cetus	1900 x 800	1200 x 530	175	36	1.631,-

Accessories for baths:		
Article number	Description	Price
PSB190CEU7	Bathtub installation set, polystyrene, incl. waste/overflow combination, chrome plated, not possible in combination with a whirlpool	518,-
90950061	Matching waste/overflow combination, chrome plated	152,-
90601061	Overflow Filler (Multiplex Trio), chrome plated	376,-
90602061	Overflow Filler (Multiplex Trio), incl. tube interrupter, chrome plated	636,-

Available whirlpools (prices excl. bath):						
System code	Description	Installation (min.)	Installation (max.)	Height Multibox	Number of jets	Price
WAE	Whisper Airpool™ Electronic	610	650	625	8	1.996,-
WWE	Whisper Whirlpool™ Electronic	655	695	665	8	2.121,-
WCE	Whisper Combipool™ Electronic	655	695	665	16	3.748,-
FAE	Ultimate Fitness Airpool	580	620	625	12	2.348,-
FWE	Ultimate Fitness Whirlpool	635	675	665	16	3.243,-
FCE	Ultimate Fitness Combipool	635	675	665	28	4.707,-

For explanation of Whisper & Ultimate Fitness whirlpools and options see left-hand flip-out page.


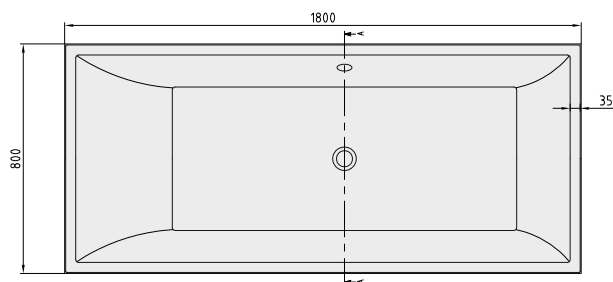
Whirlpool options (these are bathtub specific options, for the other options see flip-out):							
Description	WAE	WWE	WCE	FAE	FWE	FCE	Price
10 back & feet jets	-	✓	✓	-	✓	✓	1.293,-
Aroma Mist Treatment	✓	✓	✓	✓	✓	✓	1.479,-
Multibox	✓	✓	✓	✓	✓	✓	1.128,-

## Wellness price list 2009

### Baths

#### City Life

(Rectangular 1800 x 800)



Article number	Name and version	Size l x w	Bottom l x w	Litres incl. 1 pers	Weight kg	Price
BQ180CIT2FBV	City Life, Walnut veneer furniture frame, incl. rectangular Squaro bath 1800 x 800, incl. lighting	1800 x 800	1200 x 500	215	95	5.584,-
BQ180CIT2FEV	City Life, Okuree-wood veneer furniture frame, incl. rectangular Squaro bath 1800 x 800, incl. lighting					5.584,-

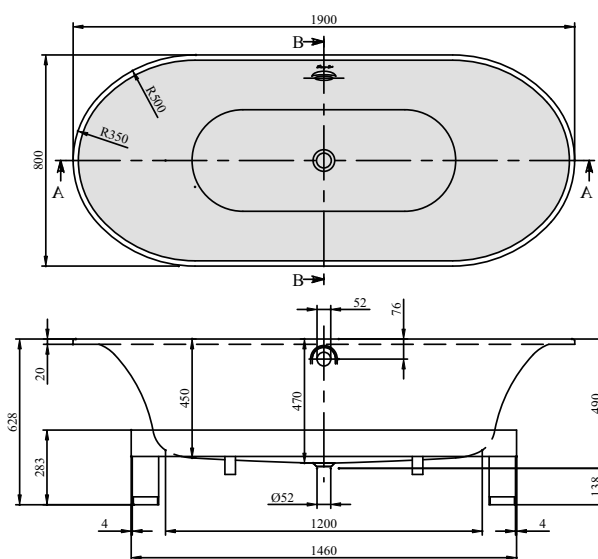
Accessories for baths:		
Article number	Description	Price
90950061	Matching waste/overflow combination, chrome plated	152,-
90601061	Overflow Filler (Multiplex Trio), chrome plated	376,-
90602061	Overflow Filler (Multiplex Trio), incl. tube interrupter, chrome plated	636,-
9009061001	Head rest, black	164,-
9009061000	Head rest, light grey	164,-

## Wellness price list 2009

### Baths

#### City Life

(Special shape 1900 x 800)



**Quaryl®**  
by Villeroy&Boch

Article number	Name and version	Size l x w	Bottom l x w	Litres incl. 1 pers	Weight kg	Price
BQ190CIT7BIV	City Life, incl. Walnut veneer furniture frame, excl. waste/overflow combination	1900 x 800	1200 x 530	175	47	4.968,-
BQ190CIT7EEV	City Life, incl. Okuree-wood veneer furniture frame, excl. waste/overflow combination					4.968,-

Accessories for baths:		
Article number	Description	Price
99960061	Waste- and overflow combination, with chain and plug type, 1900 mm, chrome plated	467,-
99960062	Waste- and overflow combination, with chain and plug type, 1900 mm, gold plated	653,-
99960066	Waste- and overflow combination, with chain and plug type, 1900 mm, noble brass	536,-

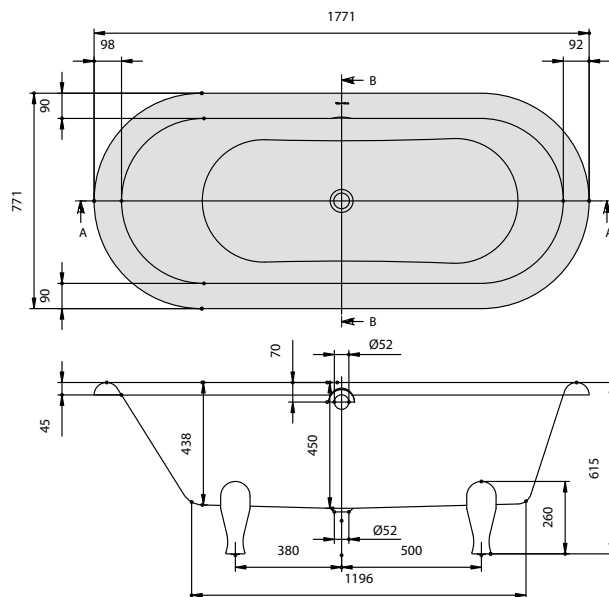
## Wellness price list 2009

### Baths

Outside surface in satin finish.

### Hommage

(Oval 1771 x 771)



Article number	Name and version	Size l x w	Bottom l x w	Litres incl. 1 pers	Weight kg	Price
BQ180HOM7V	Hommage, incl. wooden feet	1771 x 771	1200 x 500	160	43	3.414,-

Accessories for baths:		
Article number	Description	Price
99880061	Waste- and overflow combination, chrome plated	467,-
99880062	Waste- and overflow combination, gold plated	653,-
99880066	Waste- and overflow combination, noble brass	536,-

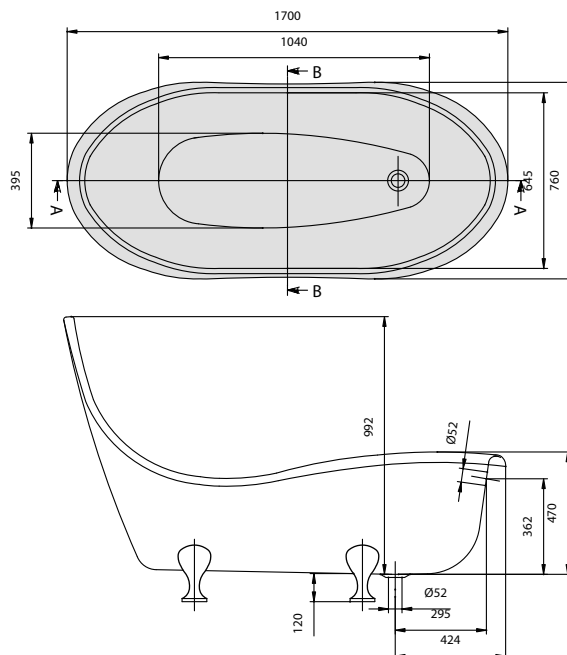
## Wellness price list 2009

### Baths

Outside surface in white.

### Hommage Royale

(Special shape 1700 x 760)



Article number	Name and version	Size l x w	Bottom l x w	Litres incl. 1 pers	Weight kg	Price
BA170HOM961V	Hommage Royale, incl. chrome plated feet	1700 x 760	1040 x 400	94	54	5.168,-
BA170HOM966V	Hommage Royale, incl. noble brass feet					5.308,-
BA170HOM962V	Hommage Royale, incl. gold feet					6.559,-
BA170HOM961WV	Hommage Royale, incl. chrome plated feet, incl. waste/overflow chrome plated				58	5.638,-
BA170HOM966WV	Hommage Royale, incl. noble brass feet, incl. waste/overflow high grade brass					5.884,-
BA170HOM962WV	Hommage Royale, incl. gold feet, incl. waste/overflow gold					7.219,-

# Wellness price list 2009

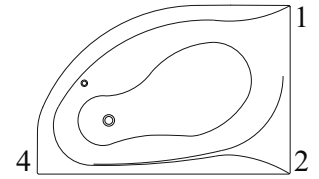
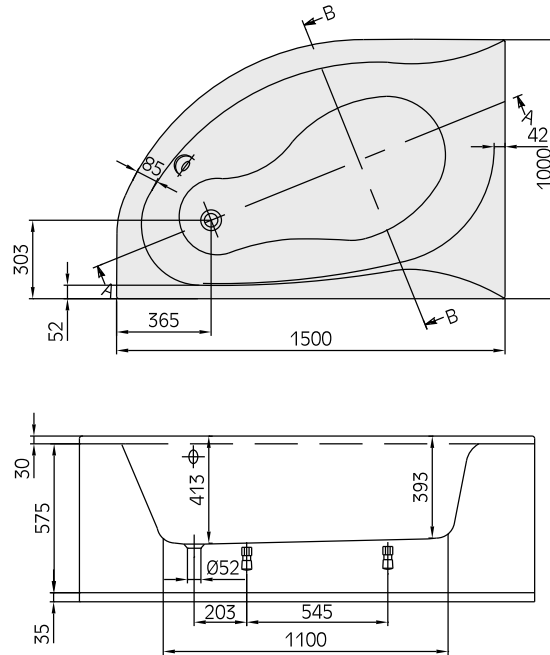
## Baths

### Ingo

Family L-Range  
(Offset 1500 x 1000)

Set of bath feet is not supplied as standard.

In combination with a whirlpool, for corner baths with panel the build-in height is 585 mm (measured from floor to underside of the bathrim).



**Whisper & Ultimate Fitness**  
**Technical parts 1**  
Accessible via: 1 - 4  
Control box: 1  
Rim control: 1  
Receiver: 4

Article number	Name and version	Size l x w	Bottom l x w	Litres incl. 1 pers	Weight kg	Price
BA150ING3LIV	Ingo, left	1500 x 1000	1100 x 540	88	21	1.016,-
BA150ING3LLV	Ingo, incl. separate panel, incl. support set, left				45	1.557,-

Accessories for baths:		
Article number	Description	Price
4000000266	Bath feet, plastic, for baths with even bottom, adjustable from 145 à 180 mm	16,-
88820000	Pair of metal feet inclusive wall brackets for baths with even bath bottom, adjustable from 130 to 200 mm	50,-
90950061	Matching waste/overflow combination, chrome plated	152,-
90601061	Overflow Filler (Multiplex Trio), chrome plated	376,-
90602061	Overflow Filler (Multiplex Trio), incl. tube interrupter, chrome plated	636,-

Available whirlpools (prices excl. bath):						
System code	Description	Installation (min.)	Installation (max.)	Height Multibox	Number of jets	Price
WAE	Whisper Airpool™ Electronic	550	590	-	8	1.996,-
WWE	Whisper Whirlpool™ Electronic	590	630	-	8	2.121,-
WCE	Whisper Combipool™ Electronic	590	630	-	16	3.748,-
FAE	Ultimate Fitness Airpool	490	530	-	12	2.348,-

For explanation of Whisper & Ultimate Fitness whirlpools and options see left-hand flip-out page.

Whirlpool options (these are bathtub specific options, for the other options see flip-out):							
Description	WAE	WWE	WCE	FAE	FWE	FCE	Price
10 back & feet jets	-	-	-	-	-	-	-
Aroma Mist Treatment	-	-	-	-	-	-	-
Multibox	-	-	-	-	-	-	-

# Wellness price list 2009

## Baths

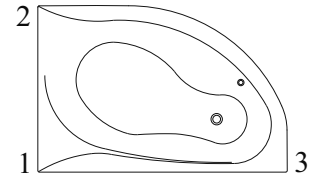
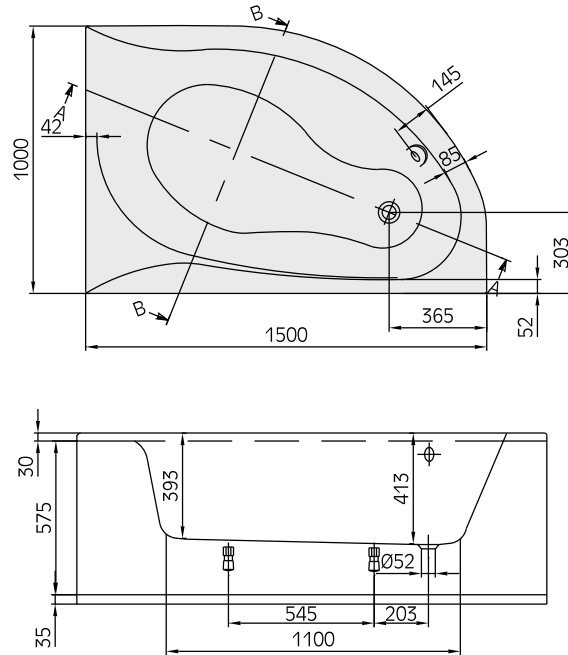
Set of bath feet is not supplied as standard.

## Ingo

In combination with a whirlpool, for corner baths with panel the build-in height is 585 mm (measured from floor to underside of the bathrim).

### Family L-Range

(Offset 1500 x 1000)



### Whisper & Ultimate Fitness Technical parts 1

Accessible via: 2 - 3

Control box: 2

Rim control: 2

Receiver: 3

Article number	Name and version	Size l x w	Bottom l x w	Litres incl. 1 pers	Weight kg	Price
BA150ING3REV	Ingo, right	1500 x 1000	1100 x 540	88	21	1.016,-
BA150ING3LRV	Ingo, incl. separate panel, incl. support set, right				45	1.557,-

Accessories for baths:		
Article number	Description	Price
4000000266	Bath feet, plastic, for baths with even bottom, adjustable from 145 à 180 mm	16,-
88820000	Pair of metal feet inclusive wall brackets for baths with even bath bottom, adjustable from 130 to 200 mm	50,-
90950061	Matching waste/overflow combination, chrome plated	152,-
90601061	Overflow Filler (Multiplex Trio), chrome plated	376,-
90602061	Overflow Filler (Multiplex Trio), incl. tube interrupter, chrome plated	636,-
9009060000	Head rest, light blue	127,-

Available whirlpools (prices excl. bath):						
System code	Description	Installation (min.)	Installation (max.)	Height Multibox	Number of jets	Price
WAE	Whisper Airpool™ Electronic	550	590	-	8	1.996,-
WWE	Whisper Whirlpool™ Electronic	590	630	-	8	2.121,-
WCE	Whisper Combipool™ Electronic	590	630	-	16	3.748,-
FAE	Ultimate Fitness Airpool	490	530	-	12	2.348,-

For explanation of Whisper & Ultimate Fitness whirlpools and options see left-hand flip-out page.

Whirlpool options (these are bathtub specific options, for the other options see flip-out):							
Description	WAE	WWE	WCE	FAE	FWE	FCE	Price
10 back & feet jets	-	-	-	-	-	-	-
Aroma Mist Treatment	-	-	-	-	-	-	-
Multibox	-	-	-	-	-	-	-

- The prices are given in Euro excl. VAT.

- All sizes are indicated in mm.

- For more information on the colours, see flip-out page and page 158.

- For more information about the whirlpools, see page 102.



## Wellness price list 2009

### Baths

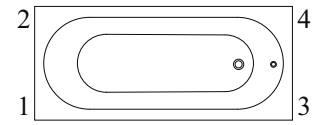
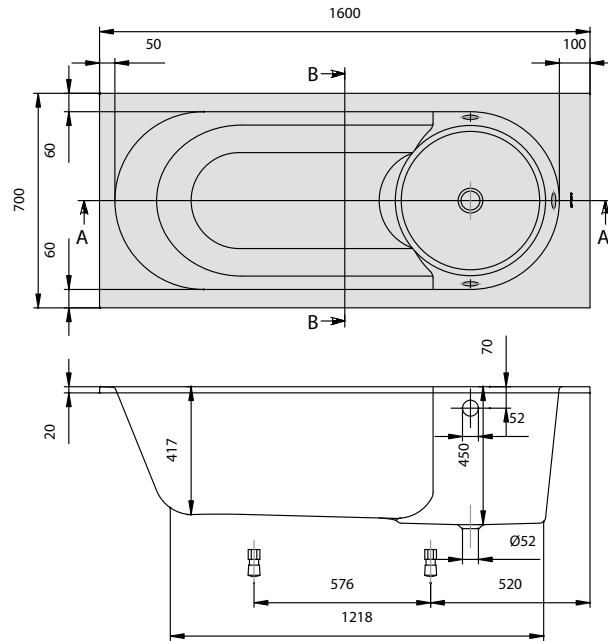
### Libra

(Rectangular 1600 x 700)

Set of bath feet is supplied as standard (self-adhesive), adjustable from 145 à 180 mm.

Requires extended waste/overflow combination.

Overflow hole possible in one of 3 different positions. Holesaw (for drilling the overflow hole) included. In combination with a whirlpool, the overflow is mounted on the side where the technical parts are also accessible.



#### Whisper & Ultimate Fitness

##### Technical parts 1

Accessible via: 1 - 3

Control box: 1

Rim control: 1

Receiver: 4

Multibox open: 1 - 3

Multibox closed: 3 - 4

#### Whisper & Ultimate Fitness

##### Technical parts 2

Accessible via: 2 - 4

Control box: 2

Rim control: 2

Receiver: 3

Multibox open: 2 - 4

Multibox closed: 3 - 4



Article number	Name and version	Size l x w	Bottom l x w	Litres incl. 1 pers	Weight kg	Price
BQ167LIB2V	Libra	1600 x 700	1220 x 420	90	36	624,-

Accessories for baths:		
Article number	Description	Price
900WSVIL0012	Vilbox bath support, for rectangular baths, not possible in combination with a whirlpool	274,-
90950061	Matching waste/overflow combination, chrome plated	152,-
90601061	Overflow Filler (Multiplex Trio), chrome plated	376,-
90602061	Overflow Filler (Multiplex Trio), incl. tube interrupter, chrome plated	636,-
99250161	Handgrips, 1 pair = 2 grips, chrome plated	167,-
9009060000	Head rest, light blue	127,-

Available whirlpools (prices excl. bath):						
System code	Description	Installation (min.)	Installation (max.)	Height Multibox	Number of jets	Price
WAE	Whisper Airpool™ Electronic	600	640	625	8	1.996,-
WWE	Whisper Whirlpool™ Electronic	615	655	625	8	2.121,-
WCE	Whisper Combipool™ Electronic	615	655	625	16	3.748,-
FAE	Ultimate Fitness Airpool	570	610	625	12	2.348,-

For explanation of Whisper & Ultimate Fitness whirlpools and options see left-hand flip-out page.

Whirlpool options (these are bathtub specific options, for the other options see flip-out):							
Description	WAE	WWE	WCE	FAE	FWE	FCE	Price
10 back & feet jets	-	-	-	-	-	-	-
Aroma Mist Treatment	✓	✓	✓	✓	-	-	1.479,-
Multibox	✓	✓	✓	✓	-	-	1.128,-

## Wellness price list 2009

### Baths

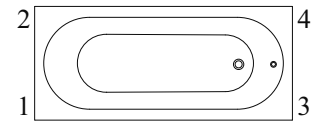
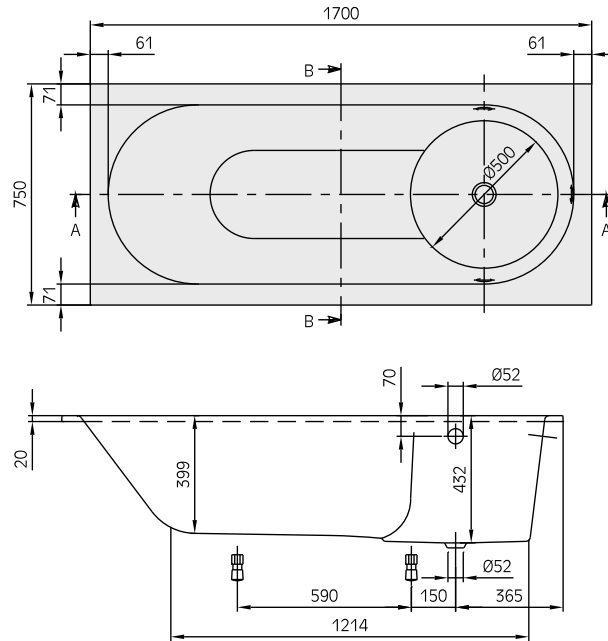
#### Libra

(Rectangular 1700 x 750)

Set of bath feet is supplied as standard (self-adhesive), adjustable from 145 à 180 mm.

Requires extended waste/overflow combination.

Overflow hole possible in one of 3 different positions. Holesaw (for drilling the overflow hole) included. In combination with a whirlpool, the overflow is mounted on the side where the technical parts are also accessible.



#### Whisper & Ultimate Fitness

##### Technical parts 1

Accessible via: 1 - 3

Control box: 1

Rim control: 1

Receiver: 4

Multibox open: 1 - 3

Multibox closed: 3 - 4

#### Whisper & Ultimate Fitness

##### Technical parts 2

Accessible via: 2 - 4

Control box: 2

Rim control: 2

Receiver: 3

Multibox open: 2 - 4

Multibox closed: 3 - 4



Article number	Name and version	Size l x w	Bottom l x w	Litres incl. 1 pers	Weight kg	Price
BQ170LIB2V	Libra	1700 x 750	1210 x 420	125	30	658,-

#### Accessories for baths:

Article number	Description	Price
900WSVIL0012	Vilbox bath support, for rectangular baths, not possible in combination with a whirlpool	274,-
90950061	Matching waste/overflow combination, chrome plated	152,-
90601061	Overflow Filler (Multiplex Trio), chrome plated	376,-
90602061	Overflow Filler (Multiplex Trio), incl. tube interrupter, chrome plated	636,-
99250161	Handgrips, 1 pair = 2 grips, chrome plated	167,-
9009060000	Head rest, light blue	127,-

#### Available whirlpools (prices excl. bath):

System code	Description	Installation (min.)	Installation (max.)	Height Multibox	Number of jets	Price
WAE	Whisper Airpool™ Electronic	600	640	625	8	1.996,-
WWE	Whisper Whirlpool™ Electronic	615	655	625	8	2.121,-
WCE	Whisper Combipool™ Electronic	615	655	625	16	3.748,-
FAE	Ultimate Fitness Airpool	550	590	625	12	2.348,-
FWE	Ultimate Fitness Whirlpool	590	630	625	16	3.243,-
FCE	Ultimate Fitness Combipool	590	630	625	28	4.707,-

For explanation of Whisper & Ultimate Fitness whirlpools and options see left-hand flip-out page.

#### Whirlpool options (these are bathtub specific options, for the other options see flip-out):

Description	WAE	WWE	WCE	FAE	FWE	FCE	Price
10 back & feet jets	-	✓	✓	-	✓	✓	1.293,-
Aroma Mist Treatment	✓	✓	✓	✓	✓	✓	1.479,-
Multibox	✓	✓	✓	✓	✓	✓	1.128,-

- The prices are given in Euro excl. VAT.

- All sizes are indicated in mm.

- For more information on the colours, see flip-out page and page 158.

- For more information about the whirlpools, see page 102.

## Wellness price list 2009

### Baths

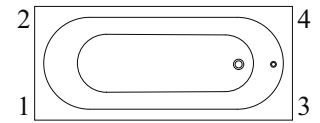
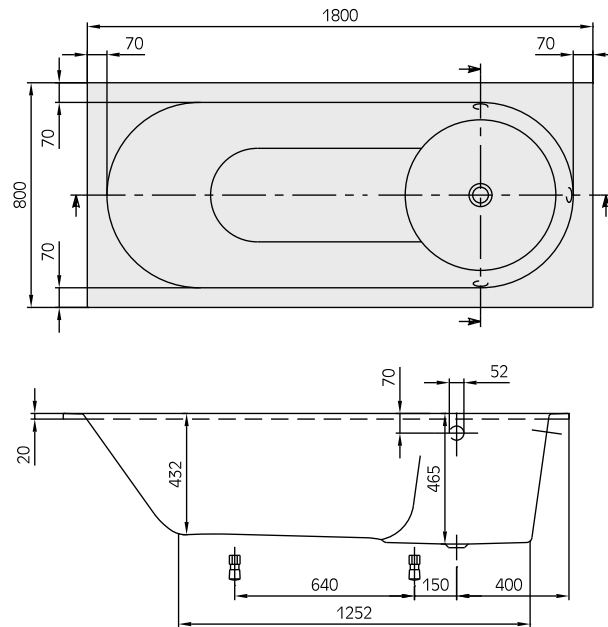
#### Libra

(Rectangular 1800 x 800)

Set of bath feet is supplied as standard (self-adhesive), adjustable from 145 à 180 mm.

Requires extended waste/overflow combination.

Overflow hole possible in one of 3 different positions. Holesaw (for drilling the overflow hole) included. In combination with a whirlpool, the overflow is mounted on the side where the technical parts are also accessible.



#### Whisper & Ultimate Fitness

##### Technical parts 1

Accessible via: 1 - 3

Control box: 1

Rim control: 1

Receiver: 4

Multibox open: 1 - 3

Multibox closed: 3 - 4

#### Whisper & Ultimate Fitness

##### Technical parts 2

Accessible via: 2 - 4

Control box: 2

Rim control: 2

Receiver: 3

Multibox open: 2 - 4

Multibox closed: 3 - 4



Article number	Name and version	Size l x w	Bottom l x w	Litres incl. 1 pers	Weight kg	Price
BQ180LIB2V	Libra	1800 x 800	1250 x 450	175	45	875,-

#### Accessories for baths:

Article number	Description	Price
900WSVIL0012	Vilbox bath support, for rectangular baths, not possible in combination with a whirlpool	274,-
90950061	Matching waste/overflow combination, chrome plated	152,-
90601061	Overflow Filler (Multiplex Trio), chrome plated	376,-
90602061	Overflow Filler (Multiplex Trio), incl. tube interrupter, chrome plated	636,-
99250161	Handgrips, 1 pair = 2 grips, chrome plated	167,-
9009060000	Head rest, light blue	127,-

#### Available whirlpools (prices excl. bath):

System code	Description	Installation (min.)	Installation (max.)	Height Multibox	Number of jets	Price
WAE	Whisper Airpool™ Electronic	635	675	665	8	1.996,-
WWE	Whisper Whirlpool™ Electronic	650	690	665	8	2.121,-
WCE	Whisper Combipool™ Electronic	650	690	665	16	3.748,-
FAE	Ultimate Fitness Airpool	575	615	625	12	2.348,-
FWE	Ultimate Fitness Whirlpool	620	660	625	16	3.243,-
FCE	Ultimate Fitness Combipool	620	660	625	28	4.707,-

For explanation of Whisper & Ultimate Fitness whirlpools and options see left-hand flip-out page.

#### Whirlpool options (these are bathtub specific options, for the other options see flip-out):

Description	WAE	WWE	WCE	FAE	FWE	FCE	Price
10 back & feet jets	-	✓	✓	-	✓	✓	1.293,-
Aroma Mist Treatment	✓	✓	✓	✓	✓	✓	1.479,-
Multibox	✓	✓	✓	✓	✓	✓	1.128,-

- The prices are given in Euro excl. VAT.

- All sizes are indicated in mm.

- For more information on the colours, see flip-out page and page 158.

- For more information about the whirlpools, see page 102.

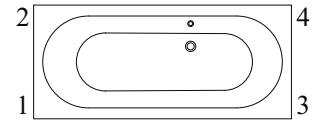
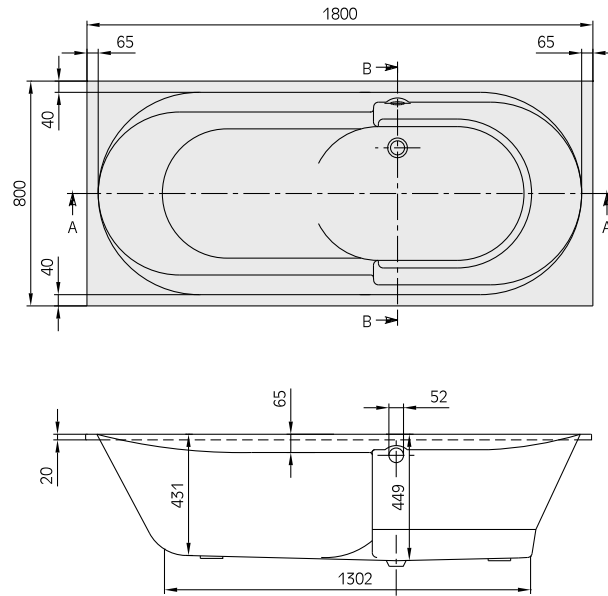
## Wellness price list 2009

### Baths

Set of bath feet is supplied as standard (self-adhesive), adjustable from 145 à 180 mm.  
Requires extended waste/overflow combination.

### Lifetime

(Rectangular 1800 x 800)



#### Whisper & Ultimate Fitness

##### Technical parts 1

Accessible via: 1 - 3  
Control box: 1  
Rim control: 1  
Receiver: 4  
Multibox open: 1 - 3  
Multibox closed: 3 - 4

#### Whisper & Ultimate Fitness

##### Technical parts 2

Accessible via: 2 - 4  
Control box: 2  
Rim control: 2  
Receiver: 3  
Multibox open: 2 - 4  
Multibox closed: 3 - 4



Article number	Name and version	Size l x w	Bottom l x w	Litres incl. 1 pers	Weight kg	Price
BQ180LIF2V	Lifetime	1800 x 800	1300 x 520	170	46	1.124,-

#### Accessories for baths:

Article number	Description	Price
900WSVIL0012	Vilbox bath support, for rectangular baths, not possible in combination with a whirlpool	274,-
90950061	Matching waste/overflow combination, chrome plated	152,-
90601061	Overflow Filler (Multiplex Trio), chrome plated	376,-
90602061	Overflow Filler (Multiplex Trio), incl. tube interrupter, chrome plated	636,-
90180LIF61	Handgrips, 1 pair = 2 grips, chrome plated	151,-
9009060000	Head rest, light blue	127,-

#### Available whirlpools (prices excl. bath):

System code	Description	Installation (min.)	Installation (max.)	Height Multibox	Number of jets	Price
WAE	Whisper Airpool™ Electronic	610	650	625	8	1.996,-
WWE	Whisper Whirlpool™ Electronic	650	690	665	8	2.121,-
WCE	Whisper Combipool™ Electronic	650	690	665	16	3.748,-
FAE	Ultimate Fitness Airpool	560	600	625	12	2.348,-
FWE	Ultimate Fitness Whirlpool	605	645	625	16	3.243,-
FCE	Ultimate Fitness Combipool	605	645	625	28	4.707,-

For explanation of Whisper & Ultimate Fitness whirlpools and options see left-hand flip-out page.

#### Whirlpool options (these are bathtub specific options, for the other options see flip-out):

Description	WAE	WWE	WCE	FAE	FWE	FCE	Price
10 back & feet jets	-	✓	✓	-	✓	✓	1.293,-
Aroma Mist Treatment	✓	✓	✓	✓	✓	✓	1.479,-
Multibox	✓	✓	✓	✓	✓	✓	1.128,-

## Wellness price list 2009

### Baths

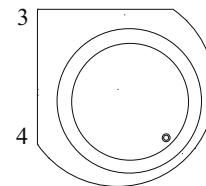
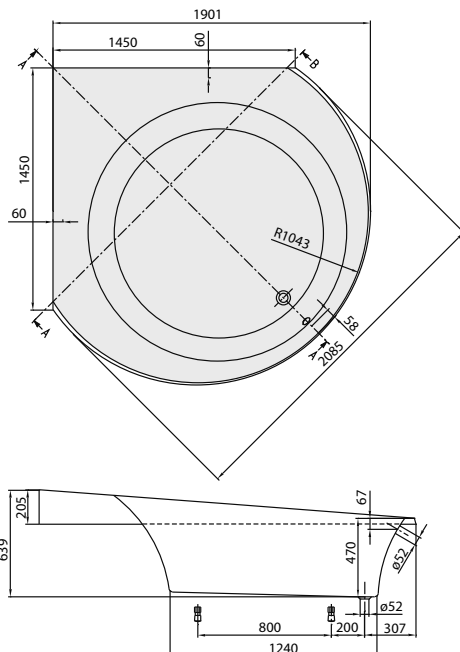
### LuXXus

Family Squaro  
(Corner 1450 x 1450)

Set of bath feet is supplied as standard (self-adhesive), adjustable from 145 à 180 mm.

Requires extended waste/overflow combination.

In combination with a whirlpool, for corner baths with panel the build-in height is 610 mm (measured from floor to underside of the bathrim).



#### Whisper & Ultimate Fitness Technical parts 1

Accessible via: 1 - 4  
Control box: 1  
Rim control: 1  
Receiver: 4  
Multibox open: 1 - 4

#### Whisper & Ultimate Fitness Technical parts 2

Accessible via: 1 - 4  
Control box: 4  
Rim control: 4  
Receiver: 1



Article number	Name and version	Size l x w	Bottom l x w	Litres incl. 1 pers	Weight kg	Price
BQ145LUX3V	LuXXus	1450 x 1450	1240 x 1240	465	94	3.916,-
BQ145LUX3LHV	LuXXus, incl. panel (teak wood veneer)				125	7.832,-
BQ145LUX3LUV	LuXXus, incl. panel (aluminium composite)					6.880,-
BQ145LUX3LSV	LuXXus, incl. panel (limestone)					7.832,-

#### Accessories for baths:

Article number	Description	Price
90950061	Matching waste/overflow combination, chrome plated	152,-
90601061	Overflow Filler (Multiplex Trio), chrome plated	376,-
90602061	Overflow Filler (Multiplex Trio), incl. tube interrupter, chrome plated	636,-
90090600QG	Head rest, pure grey	223,-
90090600QB	Head rest, perl beige	223,-

#### Available whirlpools (prices excl. bath):

System code	Description	Installation (min.)	Installation (max.)	Height Multibox	Number of jets	Price
WAE	Whisper Airpool™ Electronic	610	650	-	16	2.994,-
WWE	Whisper Whirlpool™ Electronic	650	690	-	8	3.182,-
WCE	Whisper Combipool™ Electronic	650	690	-	24	5.622,-
FAE	Ultimate Fitness Airpool	570	610	-	16	3.522,-
FWE	Ultimate Fitness Whirlpool	610	650	-	16	4.865,-
FCE	Ultimate Fitness Combipool	610	650	-	32	7.061,-

For explanation of Whisper & Ultimate Fitness whirlpools and options see left-hand flip-out page.

#### Whirlpool options (these are bathtub specific options, for the other options see flip-out):

Description	WAE	WWE	WCE	FAE	FWE	FCE	Price
10 back & feet jets	-	✓	✓	-	✓	✓	1.293,-
Aroma Mist Treatment	✓	✓	✓	✓	✓	✓	1.479,-
Multibox	-	-	-	-	-	-	-

# Wellness price list 2009

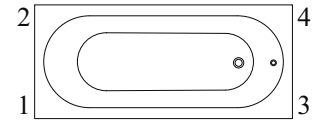
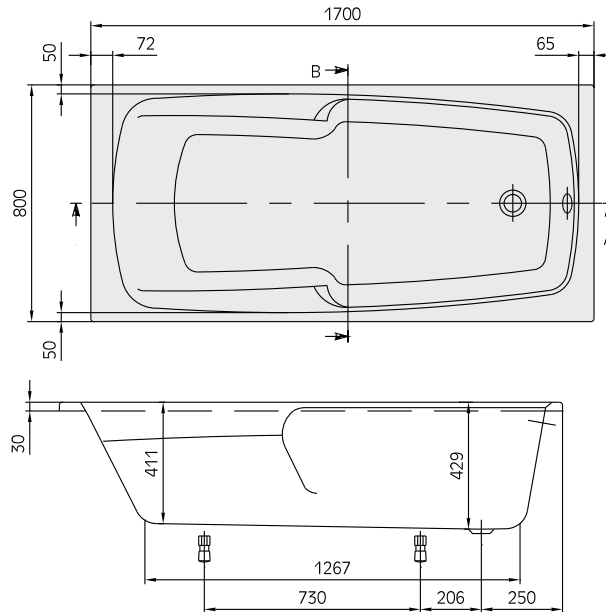
## Baths

Set of bath feet is not supplied as standard.

### Meander

Family L-Range

(Rectangular 1700 x 800)



#### Whisper & Ultimate Fitness Technical parts 1

Accessible via: 1 - 3  
Control box: 1  
Rim control: 1  
Receiver: 4  
Multibox open: 1 - 3  
Multibox closed: 3 - 4

#### Whisper & Ultimate Fitness Technical parts 2

Accessible via: 2 - 4  
Control box: 2  
Rim control: 2  
Receiver: 3  
Multibox open: 2 - 4  
Multibox closed: 3 - 4

Article number	Name and version	Size l x w	Bottom l x w	Litres incl. 1 pers	Weight kg	Price
BA170MEA2V	Meander	1700 x 800	1270 x 550	162	25	727,-
BA170MEA2HGV	Meander, incl. handgrip option					727,-

Accessories for baths:		
Article number	Description	Price
900WSVIL0012	Vilbox bath support, for rectangular baths, not possible in combination with a whirlpool	274,-
4000000266	Bath feet, plastic, for baths with even bottom, adjustable from 145 à 180 mm	16,-
88820000	Pair of metal feet inclusive wall brackets for baths with even bath bottom, adjustable from 130 to 200 mm	50,-
90950061	Matching waste/overflow combination, chrome plated	152,-
90601061	Overflow Filler (Multiplex Trio), chrome plated	376,-
90602061	Overflow Filler (Multiplex Trio), incl. tube interrupter, chrome plated	636,-
91360061	Handgrips, 1 pair = 2 grips, chrome plated	159,-
9009060000	Head rest, light blue	127,-

Available whirlpools (prices excl. bath):						
System code	Description	Installation (min.)	Installation (max.)	Height Multibox	Number of jets	Price
WAE	Whisper Airpool™ Electronic	555	595	625	8	1.996,-
WWE	Whisper Whirlpool™ Electronic	595	635	625	8	2.121,-
WCE	Whisper Combipool™ Electronic	595	635	625	16	3.748,-
FAE	Ultimate Fitness Airpool	505	545	625	12	2.348,-
FWE	Ultimate Fitness Whirlpool	555	595	625	16	3.243,-
FCE	Ultimate Fitness Combipool	555	595	625	28	4.707,-

For explanation of Whisper & Ultimate Fitness whirlpools and options see left-hand flip-out page.

Whirlpool options (these are bathtub specific options, for the other options see flip-out):							
Description	WAE	WWE	WCE	FAE	FWE	FCE	Price
10 back & feet jets	-	✓	✓	-	-	-	1.293,-
Aroma Mist Treatment	-	-	-	-	-	-	-
Multibox	✓	✓	✓	✓	✓	✓	1.128,-

- The prices are given in Euro excl. VAT.  
- All sizes are indicated in mm.

- For more information on the colours, see flip-out page and page 158.  
- For more information about the whirlpools, see page 102.

# Wellness price list 2009

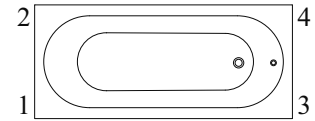
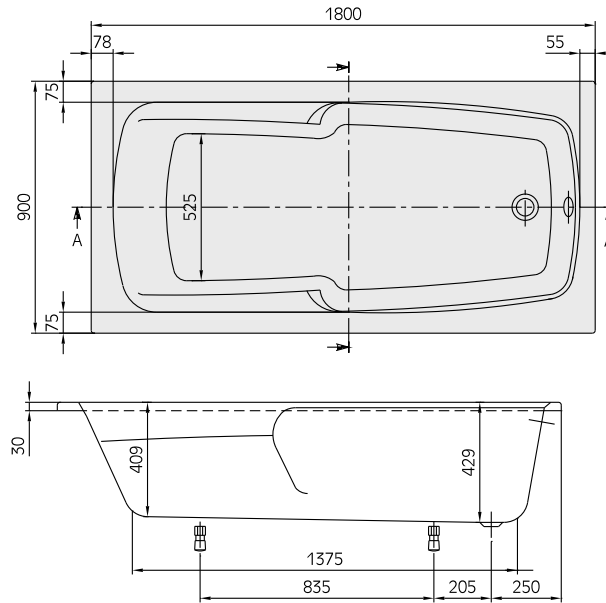
## Baths

Set of bath feet is not supplied as standard.

### Meander

Family L-Range

(Rectangular 1800 x 900)



#### Whisper & Ultimate Fitness

##### Technical parts 1

Accessible via: 1 - 3  
Control box: 1  
Rim control: 1  
Receiver: 4  
Multibox open: 1 - 3  
Multibox closed: 3 - 4

#### Whisper & Ultimate Fitness

##### Technical parts 2

Accessible via: 2 - 4  
Control box: 2  
Rim control: 2  
Receiver: 3  
Multibox open: 2 - 4  
Multibox closed: 3 - 4

Article number	Name and version	Size l x w	Bottom l x w	Litres incl. 1 pers	Weight kg	Price
BA180MEA2V	Meander	1800 x 900	1380 x 590	197	27	942,-
BA180MEA2HGV	Meander, incl. handgrip option					942,-

Accessories for baths:		
Article number	Description	Price
900WSVIL0012	Vilbox bath support, for rectangular baths, not possible in combination with a whirlpool	274,-
4000000266	Bath feet, plastic, for baths with even bottom, adjustable from 145 à 180 mm	16,-
88820000	Pair of metal feet inclusive wall brackets for baths with even bath bottom, adjustable from 130 to 200 mm	50,-
90950061	Matching waste/overflow combination, chrome plated	152,-
90601061	Overflow Filler (Multiplex Trio), chrome plated	376,-
90602061	Overflow Filler (Multiplex Trio), incl. tube interrupter, chrome plated	636,-
91360061	Handgrips, 1 pair = 2 grips, chrome plated	159,-
9009060000	Head rest, light blue	127,-

Available whirlpools (prices excl. bath):						
System code	Description	Installation (min.)	Installation (max.)	Height Multibox	Number of jets	Price
WAE	Whisper Airpool™ Electronic	555	595	625	8	1.996,-
WWE	Whisper Whirlpool™ Electronic	595	635	625	8	2.121,-
WCE	Whisper Combipool™ Electronic	595	635	625	16	3.748,-
FAE	Ultimate Fitness Airpool	505	545	625	12	2.348,-
FWE	Ultimate Fitness Whirlpool	555	595	625	16	3.243,-
FCE	Ultimate Fitness Combipool	555	595	625	28	4.707,-

For explanation of Whisper & Ultimate Fitness whirlpools and options see left-hand flip-out page.

Whirlpool options (these are bathtub specific options, for the other options see flip-out):							
Description	WAE	WWE	WCE	FAE	FWE	FCE	Price
10 back & feet jets	-	✓	✓	-	-	-	1.293,-
Aroma Mist Treatment	-	-	-	-	-	-	-
Multibox	✓	✓	✓	✓	✓	✓	1.128,-

- The prices are given in Euro excl. VAT.  
- All sizes are indicated in mm.

- For more information on the colours, see flip-out page and page 158.  
- For more information about the whirlpools, see page 102.

## Wellness price list 2009

### Baths

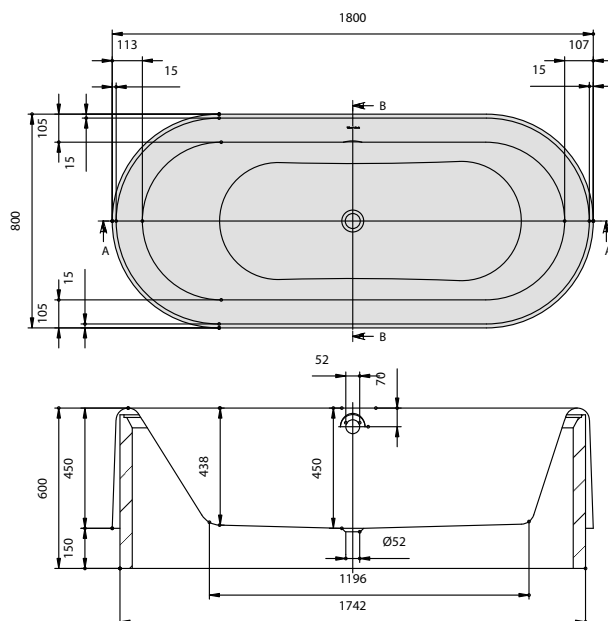
### Nexion

Family C-Range

(Oval 1800 x 800)

Incl. waste/overflow combination

Polystyrene support, height 600 mm. Height plinth 150 mm. The plinth has to be finished with tiles or other material by the installer.



**Quaryl**<sup>®</sup>  
by Villeroy & Boch

Article number	Name and version	Size l x w	Bottom l x w	Litres incl. 1 pers	Weight kg	Price
BQ180NEO7APV	Nexion, incl. fixed panel, incl. polystyrene support, incl. waste/overflow chrome plated	1800 x 800	1200 x 500	160	64	<b>2.280,-</b>



## Wellness price list 2009

### Baths

Set of bath feet is supplied as standard (self-adhesive), adjustable from 145 à 180 mm.

Requires extended waste/overflow combination.

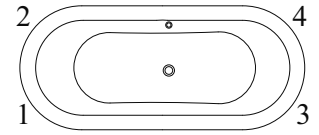
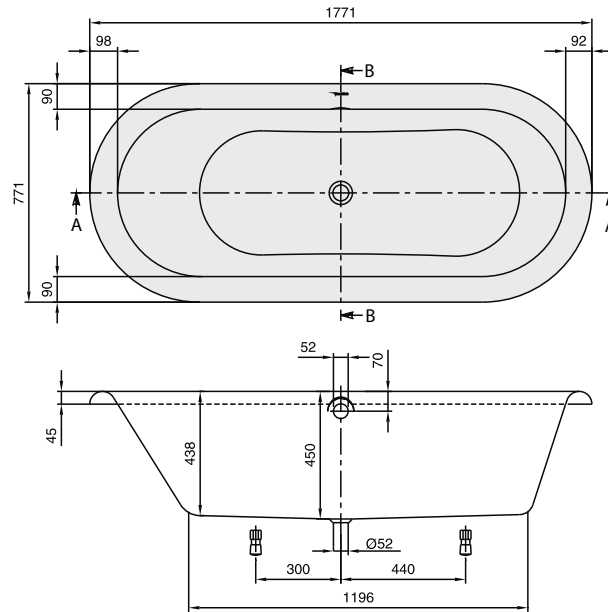
Built-in height 560 mm, measured from floor to underside of the bathrim.

Due to the position of the rim-mounted controller, we recommend a Comfort Control in combination with a whirlpool system.

### Nexus

#### Family C-Range

(Oval 1771 x 771)



#### Whisper & Ultimate Fitness

##### Technical parts 1

Accessible via: 1 - 3

Control box: 1

Rim control: 1

Receiver: 4

Multibox open: 1 - 3

Multibox closed: 1 - 2, 2 - 4, 4 - 3

##### Whisper & Ultimate Fitness

##### Technical parts 2

Accessible via: 2 - 4

Control box: 2

Rim control: 2

Receiver: 3

Multibox open: 2 - 4

Multibox closed: 1 - 2, 1 - 3, 3 - 4



Article number	Name and version	Size l x w	Bottom l x w	Litres incl. 1 pers	Weight kg	Price
BQ180NEU7V	Nexus	1771 x 771	1200 x 500	160	40	1.866,-

Accessories for baths:		
Article number	Description	Price
PSB180NEU7	Bathtub installation set, polystyrene, incl. waste/overflow combination, chrome plated, not possible in combination with a whirlpool	518,-
90950061	Matching waste/overflow combination, chrome plated	152,-
90601061	Overflow Filler (Multiplex Trio), chrome plated	376,-
90602061	Overflow Filler (Multiplex Trio), incl. tube interrupter, chrome plated	636,-

Available whirlpools (prices excl. bath):						
System code	Description	Installation (min.)	Installation (max.)	Height Multibox	Number of jets	Price
WAE	Whisper Airpool™ Electronic	630	670	625	8	1.996,-
WWE	Whisper Whirlpool™ Electronic	675	715	685	8	2.121,-
WCE	Whisper Combipool™ Electronic	675	715	685	16	3.748,-
FAE	Ultimate Fitness Airpool	540	580	625	12	2.348,-
FWE	Ultimate Fitness Whirlpool	585	625	625	16	3.243,-
FCE	Ultimate Fitness Combipool	585	625	625	28	4.707,-

For explanation of Whisper & Ultimate Fitness whirlpools and options see left-hand flip-out page.

Whirlpool options (these are bathtub specific options, for the other options see flip-out):							
Description	WAE	WWE	WCE	FAE	FWE	FCE	Price
10 back & feet jets	-	✓	✓	-	✓	✓	1.293,-
Aroma Mist Treatment	-	-	-	-	-	-	-
Multibox	✓	✓	✓	✓	✓	✓	1.128,-

- The prices are given in Euro excl. VAT.

- All sizes are indicated in mm.

- For more information on the colours, see flip-out page and page 158.

- For more information about the whirlpools, see page 102.

## Wellness price list 2009

### Baths

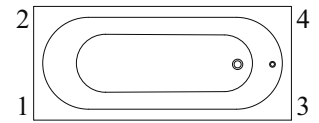
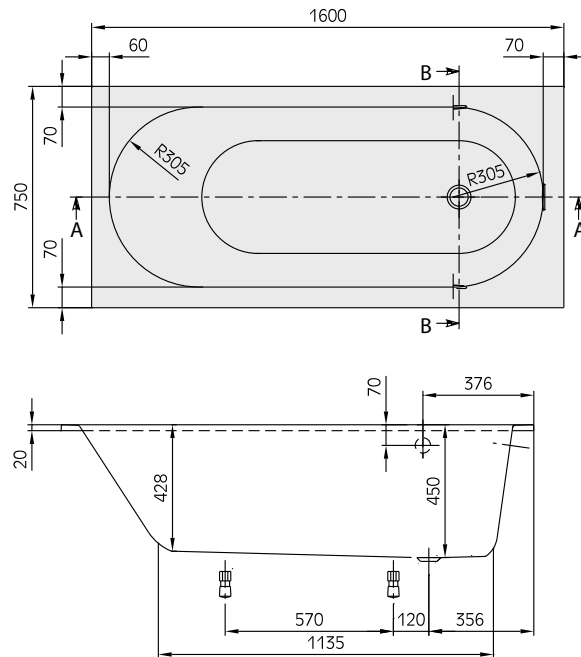
Set of bath feet is supplied as standard (self-adhesive), adjustable from 145 à 180 mm.

### Oberon

(Rectangular 1600 x 750)

Requires extended waste/overflow combination.

Overflow hole possible in one of 3 different positions. Holesaw (for drilling the overflow hole) included. In combination with a whirlpool, the overflow is mounted on the side where the technical parts are also accessible.



#### Whisper & Ultimate Fitness

##### Technical parts 1

Accessible via: 1 - 3  
Control box: 1  
Rim control: 1  
Receiver: 4  
Multibox open: 1 - 3  
Multibox closed: 3 - 4

#### Whisper & Ultimate Fitness

##### Technical parts 2

Accessible via: 2 - 4  
Control box: 2  
Rim control: 2  
Receiver: 3  
Multibox open: 2 - 4  
Multibox closed: 3 - 4



Article number	Name and version	Size l x w	Bottom l x w	Litres incl. 1 pers	Weight kg	Price
BQ160OBE2V	Oberon	1600 x 750	1140 x 430	125	35	633,-

#### Accessories for baths:

Article number	Description	Price
900WSVIL0012	Vilbox bath support, for rectangular baths, not possible in combination with a whirlpool	274,-
90950061	Matching waste/overflow combination, chrome plated	152,-
90601061	Overflow Filler (Multiplex Trio), chrome plated	376,-
90602061	Overflow Filler (Multiplex Trio), incl. tube interrupter, chrome plated	636,-
99250161	Handgrips, 1 pair = 2 grips, chrome plated	167,-
9009060000	Head rest, light blue	127,-

#### Available whirlpools (prices excl. bath):

System code	Description	Installation (min.)	Installation (max.)	Height Multibox	Number of jets	Price
WAE	Whisper Airpool™ Electronic	595	635	625	8	1.996,-
WWE	Whisper Whirlpool™ Electronic	640	680	665	8	2.121,-
WCE	Whisper Combipool™ Electronic	640	680	665	16	3.748,-
FAE	Ultimate Fitness Airpool	560	600	625	12	2.348,-

For explanation of Whisper & Ultimate Fitness whirlpools and options see left-hand flip-out page.

#### Whirlpool options (these are bathtub specific options, for the other options see flip-out):

Description	WAE	WWE	WCE	FAE	FWE	FCE	Price
10 back & feet jets	-	-	-	-	-	-	-
Aroma Mist Treatment	✓	✓	✓	✓	-	-	1.479,-
Multibox	✓	✓	✓	✓	-	-	1.128,-

- The prices are given in Euro excl. VAT.

- All sizes are indicated in mm.

- For more information on the colours, see flip-out page and page 158.

- For more information about the whirlpools, see page 102.

## Wellness price list 2009

### Baths

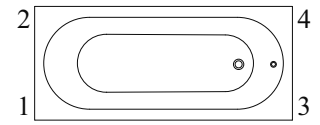
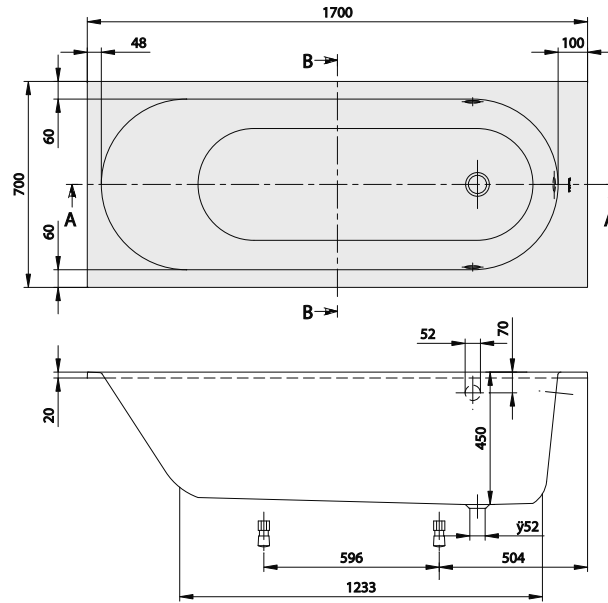
Set of bath feet is supplied as standard (self-adhesive), adjustable from 145 à 180 mm.

### Oberon

(Rectangular 1700 x 700)

Requires extended waste/overflow combination.

Overflow hole possible in one of 3 different positions. Holesaw (for drilling the overflow hole) included. In combination with a whirlpool, the overflow is mounted on the side where the technical parts are also accessible.



#### Whisper & Ultimate Fitness

##### Technical parts 1

Accessible via: 1 - 3  
Control box: 1  
Rim control: 1  
Receiver: 4  
Multibox open: 1 - 3  
Multibox closed: 3 - 4

#### Whisper & Ultimate Fitness

##### Technical parts 2

Accessible via: 2 - 4  
Control box: 2  
Rim control: 2  
Receiver: 3  
Multibox open: 2 - 4  
Multibox closed: 3 - 4



Article number	Name and version	Size l x w	Bottom l x w	Litres incl. 1 pers	Weight kg	Price
BQ177OBE2V	Oberon	1700 x 700	1230 x 460	135	39	632,-

Accessories for baths:		
Article number	Description	Price
900WSVIL0012	Vilbox bath support, for rectangular baths, not possible in combination with a whirlpool	274,-
90950061	Matching waste/overflow combination, chrome plated	152,-
90601061	Overflow Filler (Multiplex Trio), chrome plated	376,-
90602061	Overflow Filler (Multiplex Trio), incl. tube interrupter, chrome plated	636,-
99250161	Handgrips, 1 pair = 2 grips, chrome plated	167,-
9009060000	Head rest, light blue	127,-

Available whirlpools (prices excl. bath):						
System code	Description	Installation (min.)	Installation (max.)	Height Multibox	Number of jets	Price
WAE	Whisper Airpool™ Electronic	595	635	625	8	1.996,-
WWE	Whisper Whirlpool™ Electronic	640	680	665	8	2.121,-
WCE	Whisper Combipool™ Electronic	640	680	665	16	3.748,-
FAE	Ultimate Fitness Airpool	560	600	625	12	2.348,-

For explanation of Whisper & Ultimate Fitness whirlpools and options see left-hand flip-out page.

Whirlpool options (these are bathtub specific options, for the other options see flip-out):							
Description	WAE	WWE	WCE	FAE	FWE	FCE	Price
10 back & feet jets	-	-	-	-	-	-	-
Aroma Mist Treatment	✓	✓	✓	✓	-	-	1.479,-
Multibox	✓	✓	✓	✓	-	-	1.128,-

- The prices are given in Euro excl. VAT.  
- All sizes are indicated in mm.

- For more information on the colours, see flip-out page and page 158.  
- For more information about the whirlpools, see page 102.

## Wellness price list 2009

### Baths

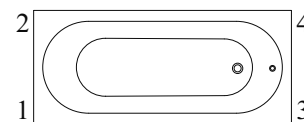
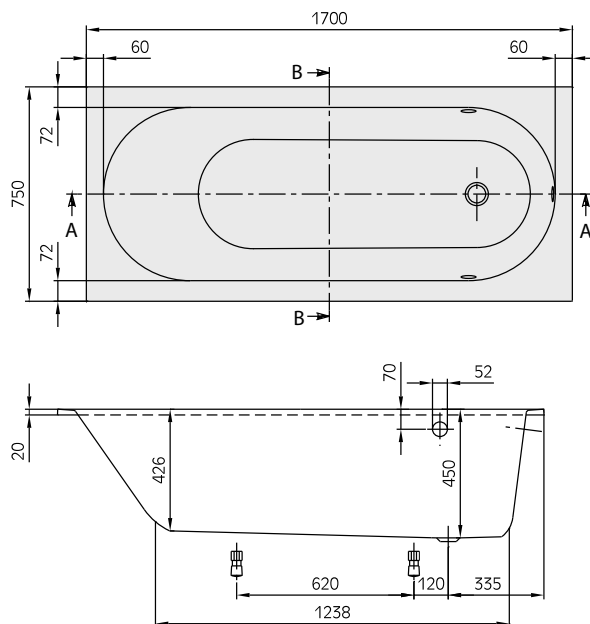
Set of bath feet is supplied as standard (self-adhesive), adjustable from 145 à 180 mm.

Requires extended waste/overflow combination.

Overflow hole possible in one of 3 different positions. Holesaw (for drilling the overflow hole) included. In combination with a whirlpool, the overflow is mounted on the side where the technical parts are also accessible.

### Oberon

(Rectangular 1700 x 750)



#### Whisper & Ultimate Fitness

##### Technical parts 1

Accessible via: 1 - 3  
Control box: 1  
Rim control: 1  
Receiver: 4  
Multibox open: 1 - 3  
Multibox closed: 3 - 4

#### Whisper & Ultimate Fitness

##### Technical parts 2

Accessible via: 2 - 4  
Control box: 2  
Rim control: 2  
Receiver: 3  
Multibox open: 2 - 4  
Multibox closed: 3 - 4



Article number	Name and version	Size l x w	Bottom l x w	Litres incl. 1 pers	Weight kg	Price
BQ1700BE2V	Oberon	1700 x 750	1240 x 440	135	37	633,-

#### Accessories for baths:

Article number	Description	Price
900WSVIL0012	Vilbox bath support, for rectangular baths, not possible in combination with a whirlpool	274,-
90950061	Matching waste/overflow combination, chrome plated	152,-
90601061	Overflow Filler (Multiplex Trio), chrome plated	376,-
90602061	Overflow Filler (Multiplex Trio), incl. tube interrupter, chrome plated	636,-
99250161	Handgrips, 1 pair = 2 grips, chrome plated	167,-
9009060000	Head rest, light blue	127,-

#### Available whirlpools (prices excl. bath):

System code	Description	Installation (min.)	Installation (max.)	Height Multibox	Number of jets	Price
WAE	Whisper Airpool™ Electronic	595	635	625	8	1.996,-
WWE	Whisper Whirlpool™ Electronic	640	680	665	8	2.121,-
WCE	Whisper Combipool™ Electronic	640	680	665	16	3.748,-
FAE	Ultimate Fitness Airpool	560	600	625	12	2.348,-
FWE	Ultimate Fitness Whirlpool	605	645	625	16	3.243,-
FCE	Ultimate Fitness Combipool	605	645	625	28	4.707,-

For explanation of Whisper & Ultimate Fitness whirlpools and options see left-hand flip-out page.

#### Whirlpool options (these are bathtub specific options, for the other options see flip-out):

Description	WAE	WWE	WCE	FAE	FWE	FCE	Price
10 back & feet jets	-	✓	✓	-	✓	✓	1.293,-
Aroma Mist Treatment	✓	✓	✓	✓	-	-	1.479,-
Multibox	✓	✓	✓	✓	✓	✓	1.128,-

- The prices are given in Euro excl. VAT.

- All sizes are indicated in mm.

- For more information on the colours, see flip-out page and page 158.

- For more information about the whirlpools, see page 102.

## Wellness price list 2009

### Baths

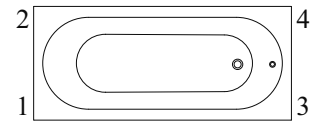
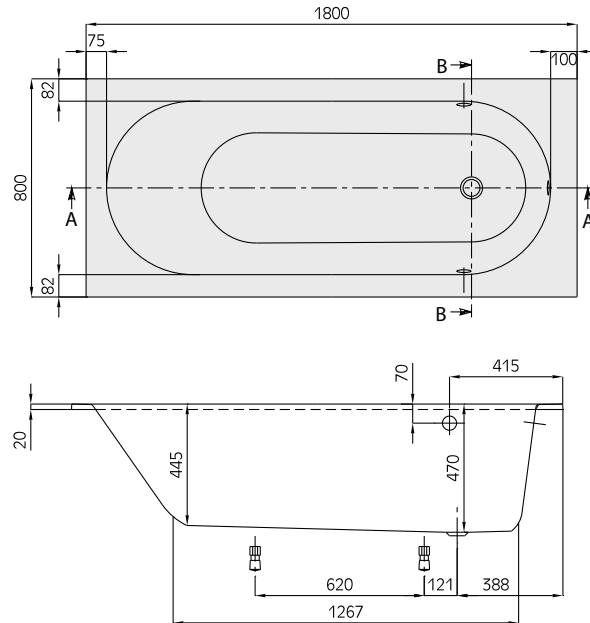
Set of bath feet is supplied as standard (self-adhesive), adjustable from 145 à 180 mm.

Requires extended waste/overflow combination.

Overflow hole possible in one of 3 different positions. Holesaw (for drilling the overflow hole) included. In combination with a whirlpool, the overflow is mounted on the side where the technical parts are also accessible.

### Oberon

(Rectangular 1800 x 800)



#### Whisper & Ultimate Fitness

##### Technical parts 1

Accessible via: 1 - 3

Control box: 1

Rim control: 1

Receiver: 4

Multibox open: 1 - 3

Multibox closed: 3 - 4

#### Whisper & Ultimate Fitness

##### Technical parts 2

Accessible via: 2 - 4

Control box: 2

Rim control: 2

Receiver: 3

Multibox open: 2 - 4

Multibox closed: 3 - 4



Article number	Name and version	Size l x w	Bottom l x w	Litres incl. 1 pers	Weight kg	Price
BQ180OBE2V	Oberon	1800 x 800	1270 x 460	175	43	800,-

#### Accessories for baths:

Article number	Description	Price
900WSVIL0012	Vilbox bath support, for rectangular baths, not possible in combination with a whirlpool	274,-
90950061	Matching waste/overflow combination, chrome plated	152,-
90601061	Overflow Filler (Multiplex Trio), chrome plated	376,-
90602061	Overflow Filler (Multiplex Trio), incl. tube interrupter, chrome plated	636,-
99250161	Handgrips, 1 pair = 2 grips, chrome plated	167,-
9009060000	Head rest, light blue	127,-

#### Available whirlpools (prices excl. bath):

System code	Description	Installation (min.)	Installation (max.)	Height Multibox	Number of jets	Price
WAE	Whisper Airpool™ Electronic	620	660	625	8	1.996,-
WWE	Whisper Whirlpool™ Electronic	665	705	665	8	2.121,-
WCE	Whisper Combipool™ Electronic	665	705	665	16	3.748,-
FAE	Ultimate Fitness Airpool	580	620	625	12	2.348,-
FWE	Ultimate Fitness Whirlpool	625	665	625	16	3.243,-
FCE	Ultimate Fitness Combipool	625	665	625	28	4.707,-

For explanation of Whisper & Ultimate Fitness whirlpools and options see left-hand flip-out page.

#### Whirlpool options (these are bathtub specific options, for the other options see flip-out):

Description	WAE	WWE	WCE	FAE	FWE	FCE	Price
10 back & feet jets	-	✓	✓	-	✓	✓	1.293,-
Aroma Mist Treatment	✓	✓	✓	✓	✓	✓	1.479,-
Multibox	✓	✓	✓	✓	✓	✓	1.128,-

- The prices are given in Euro excl. VAT.

- All sizes are indicated in mm.

- For more information on the colours, see flip-out page and page 158.

- For more information about the whirlpools, see page 102.

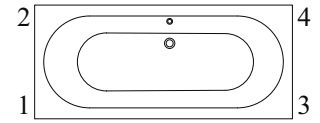
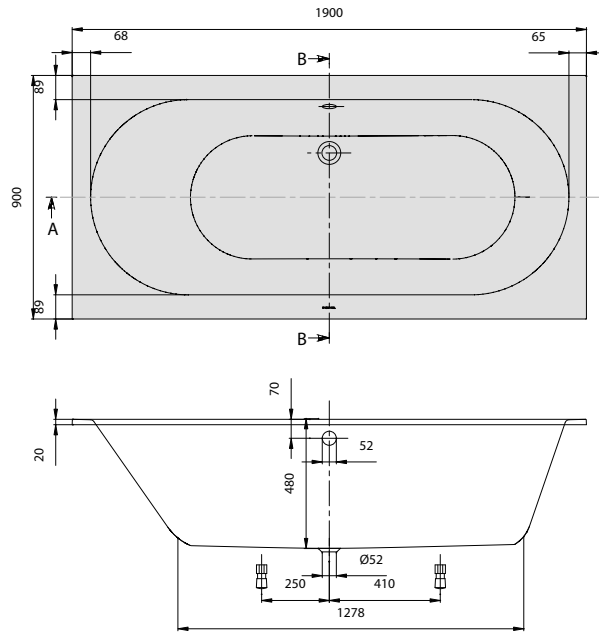
# Wellness price list 2009

## Baths

Set of bath feet is supplied as standard (self-adhesive), adjustable from 145 à 180 mm.

### Oberon

(Rectangular 1900 x 900)



#### Whisper & Ultimate Fitness

##### Technical parts 1

Accessible via: 1 - 3  
Control box: 1  
Rim control: 1  
Receiver: 4  
Multibox open: 1 - 3  
Multibox closed: 3 - 4

#### Whisper & Ultimate Fitness

##### Technical parts 2

Accessible via: 2 - 4  
Control box: 2  
Rim control: 2  
Receiver: 3  
Multibox open: 2 - 4  
Multibox closed: 3 - 4



Article number	Name and version	Size l x w	Bottom l x w	Litres incl. 1 pers	Weight kg	Price
BQ199OBE2V	Oberon	1900 x 900	1280 x 510	218	47	956,-

Accessories for baths:		
Article number	Description	Price
900WSVIL0012	Vilbox bath support, for rectangular baths, not possible in combination with a whirlpool	274,-
90950061	Matching waste/overflow combination, chrome plated	152,-
90601061	Overflow Filler (Multiplex Trio), chrome plated	376,-
90602061	Overflow Filler (Multiplex Trio), incl. tube interrupter, chrome plated	636,-
99250161	Handgrips, 1 pair = 2 grips, chrome plated	167,-
9009060000	Head rest, light blue	127,-

Available whirlpools (prices excl. bath):						
System code	Description	Installation (min.)	Installation (max.)	Height Multibox	Number of jets	Price
WAE	Whisper Airpool™ Electronic	630	670	625	8	1.996,-
WWE	Whisper Whirlpool™ Electronic	670	710	685	8	2.121,-
WCE	Whisper Combipool™ Electronic	670	710	685	16	3.748,-
FAE	Ultimate Fitness Airpool	590	630	625	12	2.348,-
FWE	Ultimate Fitness Whirlpool	635	675	665	16	3.243,-
FCE	Ultimate Fitness Combipool	635	675	665	28	4.707,-

For explanation of Whisper & Ultimate Fitness whirlpools and options see left-hand flip-out page.

Whirlpool options (these are bathtub specific options, for the other options see flip-out):							
Description	WAE	WWE	WCE	FAE	FWE	FCE	Price
10 back & feet jets	-	✓	✓	-	✓	✓	1.293,-
Aroma Mist Treatment	✓	✓	✓	✓	✓	✓	1.479,-
Multibox	✓	✓	✓	✓	✓	✓	1.128,-

## Wellness price list 2009

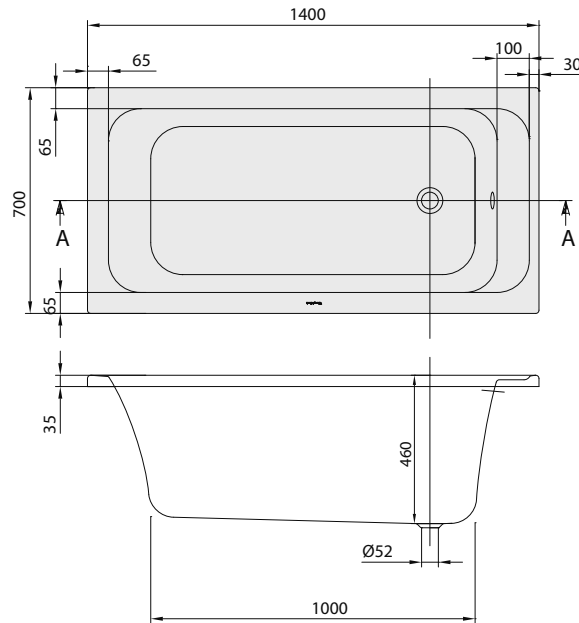
### Baths

Set of bath feet is not supplied as standard.

The height of the panels is 625 mm.

### Omnia architectura

(Rectangular 1400 x 700)



Article number	Name and version	Size l x w	Bottom l x w	Litres incl. 1 pers	Weight kg	Price
BA147ARA2V	Omnia architectura	1400 x 700	970 x 420	110	21	375,-
BA147ARA2PFV	Omnia architectura, incl. front panel, incl. support set				35	561,-
BA147ARA2PCV	Omnia architectura, incl. front panel, incl. end panel, incl. support set				37	643,-
BA147ARA2PWV	Omnia architectura, incl. front panel, incl. 2 end panels, incl. support set				39	731,-

Accessories for baths:		
Article number	Description	Price
900WSVIL0012	Vilbox bath support, for rectangular baths, not possible in combination with a whirlpool	274,-
4000000266	Bath feet, plastic, for baths with even bottom, adjustable from 145 à 180 mm	16,-
88820000	Pair of metal feet inclusive wall brackets for baths with even bath bottom, adjustable from 130 to 200 mm	50,-
90950061	Matching waste/overflow combination, chrome plated	152,-
90601061	Overflow Filler (Multiplex Trio), chrome plated	376,-
90602061	Overflow Filler (Multiplex Trio), incl. tube interrupter, chrome plated	636,-
88440061	Handgrips, 1 pair = 2 grips, chrome plated	175,-
9009060000	Head rest, light blue	127,-

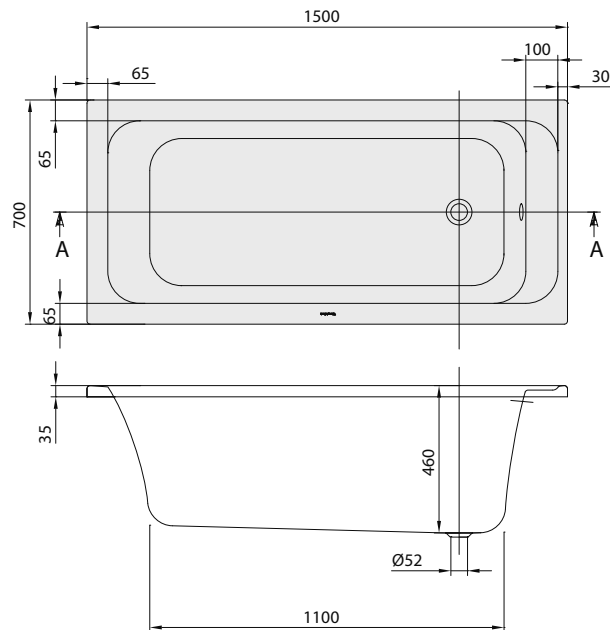
## Wellness price list 2009

### Baths

Set of bath feet is not supplied as standard.  
The height of the panels is 625 mm.

### Omnia architectura

(Rectangular 1500 x 700)



Article number	Name and version	Size l x w	Bottom l x w	Litres incl. 1 pers	Weight kg	Price
BA157ARA2V	Omnia architectura	1500 x 700	1070 x 420	125	22	398,-
BA157ARA2PFV	Omnia architectura, incl. front panel, incl. support set				36	584,-
BA157ARA2PCV	Omnia architectura, incl. front panel, incl. end panel, incl. support set				38	667,-
BA157ARA2PWV	Omnia architectura, incl. front panel, incl. 2 end panels, incl. support set				40	754,-

Accessories for baths:		
Article number	Description	Price
900WSVIL0012	Vilbox bath support, for rectangular baths, not possible in combination with a whirlpool	274,-
4000000266	Bath feet, plastic, for baths with even bottom, adjustable from 145 à 180 mm	16,-
88820000	Pair of metal feet inclusive wall brackets for baths with even bath bottom, adjustable from 130 to 200 mm	50,-
90950061	Matching waste/overflow combination, chrome plated	152,-
90601061	Overflow Filler (Multiplex Trio), chrome plated	376,-
90602061	Overflow Filler (Multiplex Trio), incl. tube interrupter, chrome plated	636,-
88440061	Handgrips, 1 pair = 2 grips, chrome plated	175,-
9009060000	Head rest, light blue	127,-

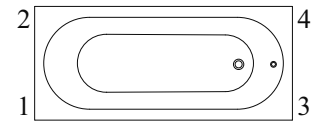
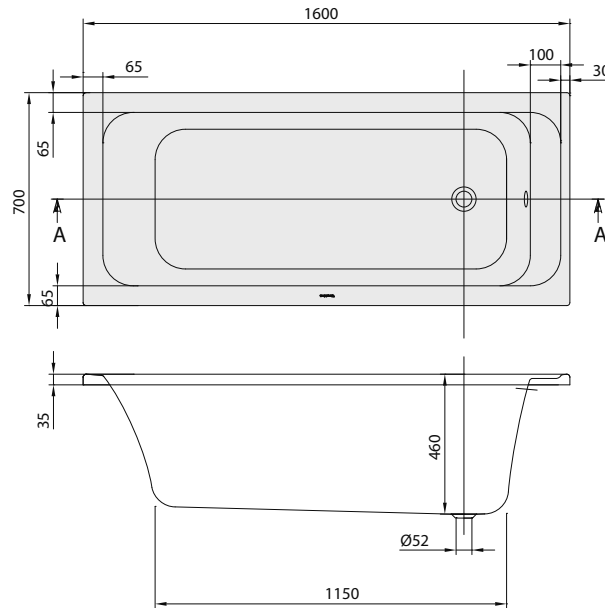


## Wellness price list 2009

### Baths

#### Omnia architectura (Rectangular 1600 x 700)

Set of bath feet is not supplied as standard.  
No whirlpools available for baths with 2 end panels.  
Additional tap holes are not possible for Just Relax!-Systems.  
The height of the panels is 625 mm.



**Whisper**  
**Technical parts 1**  
Accessible via: 1 - 3  
Control box: 1  
Rim control: 1  
Receiver: 4  
Multibox open: 1 - 3  
Multibox closed: 3 - 4

**Whisper**  
**Technical parts 2**  
Accessible via: 2 - 4  
Control box: 2  
Rim control: 2 - 3  
Receiver: 3  
Multibox open: 2 - 4  
Multibox closed: 3 - 4

**Just Relax!**  
**Technical parts**  
Accessible via: 2 - 4  
Control box: 2  
Rim control: 2

Article number	Name and version	Size l x w	Bottom lxw	Litres incl. 1 pers	Weight kg	Price
BA167ARA2V	Omnia architectura	1600 x 700	1150 x 460	165	23	421,-
BA167ARA2PFV	Omnia architectura, incl. front panel, incl. support set				37	608,-
BA167ARA2PCV	Omnia architectura, incl. front panel, incl. end panel, incl. support set				39	690,-
BA167ARA2PWV	Omnia architectura, incl. front panel, incl. 2 end panels, incl. support set				41	778,-

#### Accessories for baths:

Article number	Description	Price
900WSVIL0012	Vilbox bath support, for rectangular baths, not possible in combination with a whirlpool	274,-
4000000266	Bath feet, plastic, for baths with even bottom, adjustable from 145 à 180 mm	16,-
88820000	Pair of metal feet inclusive wall brackets for baths with even bath bottom, adjustable from 130 to 200 mm	50,-
90950061	Matching waste/overflow combination, chrome plated	152,-
90601061	Overflow Filler (Multiplex Trio), chrome plated	376,-
90602061	Overflow Filler (Multiplex Trio), incl. tube interrupter, chrome plated	636,-
88440061	Handgrips, 1 pair = 2 grips, chrome plated	175,-
9009060000	Head rest, light blue	127,-

#### Available whirlpools (prices excl. bath):

System code	Description	Installation (min.)	Installation (max.)	Height Multibox	Number of jets	Price
WAE	Whisper Airpool™ Electronic	610	650	625	8	1.996,-
WWE	Whisper Whirlpool™ Electronic	645	685	665	8	2.121,-
WCE	Whisper Combipool™ Electronic	645	685	665	16	3.748,-
JAP	Just Relax! Airpool	590	630	-	10	1.163,-
JWP	Just Relax! Whirlpool	590	630	-	12	1.396,-
JCP	Just Relax! Combipool	590	630	-	22	2.045,-
JAE	Just Relax! Airpool Electronic	590	630	-	10	1.694,-
JWE	Just Relax! Whirlpool Electronic	590	630	-	12	2.045,-
JCE	Just Relax! Combipool Electronic	590	630	-	22	2.746,-

For explanation of Whisper whirlpools see left-hand flip-out page.

For explanation of Just Relax! whirlpools and options see right-hand flip-out page.

#### Whirlpool options (these are bathtub specific options, for the other options see flip-out):

Description	WAE	WWE	WCE	FAE	FWE	FCE	Just Relax!	Price
10 back & feet jets	-	-	-	-	-	-	-	-
Aroma Mist Treatment	-	-	-	-	-	-	-	-
Multibox	✓	✓	✓	-	-	-	-	1.128,-

- The prices are given in Euro excl. VAT.  
- All sizes are indicated in mm.

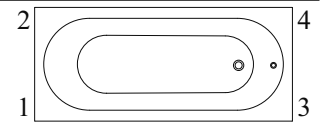
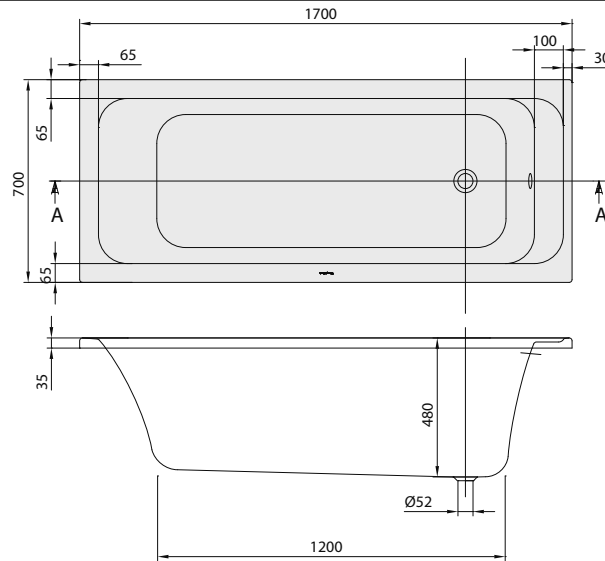
- For more information on the colours, see flip-out page and page 158.  
- For more information about the whirlpools, see page 102.

## Wellness price list 2009

### Baths

### Omnia architectura (Rectangular 1700 x 700)

Set of bath feet is not supplied as standard.  
No whirlpools available for baths with 2 end panels.  
Additional tap holes are not possible for Just Relax!-Systems.  
The height of the panels is 625 mm.



**Whisper**  
**Technical parts 1**  
Accessible via: 1 - 3  
Control box: 1  
Rim control: 1  
Receiver: 4  
Multibox open: 1 - 3  
Multibox closed: 3 - 4

**Whisper**  
**Technical parts 2**  
Accessible via: 2 - 4  
Control box: 2  
Rim control: 2 - 3  
Receiver: 3  
Multibox open: 2 - 4  
Multibox closed: 3 - 4

**Just Relax!**  
**Technical parts**  
Accessible via: 2 - 4  
Control box: 2  
Rim control: 2

Article number	Name and version	Size l x w	Bottom l x w	Litres incl. 1 pers	Weight kg	Price
BA177ARA2V	Omnia architectura	1700 x 700	1200 x 460	195	24	421,-
BA177ARA2PFV	Omnia architectura, incl. front panel, incl. support set				38	608,-
BA177ARA2PCV	Omnia architectura, incl. front panel, incl. end panel, incl. support set				40	690,-
BA177ARA2PWV	Omnia architectura, incl. front panel, incl. 2 end panels, incl. support set				42	778,-

Accessories for baths:		
Article number	Description	Price
900WSVIL0012	Vilbox bath support, for rectangular baths, not possible in combination with a whirlpool	274,-
4000000266	Bath feet, plastic, for baths with even bottom, adjustable from 145 à 180 mm	16,-
88820000	Pair of metal feet inclusive wall brackets for baths with even bath bottom, adjustable from 130 to 200 mm	50,-
90950061	Matching waste/overflow combination, chrome plated	152,-
90601061	Overflow Filler (Multiplex Trio), chrome plated	376,-
90602061	Overflow Filler (Multiplex Trio), incl. tube interrupter, chrome plated	636,-
88440061	Handgrips, 1 pair = 2 grips, chrome plated	175,-
9009060000	Head rest, light blue	127,-

Available whirlpools (prices excl. bath):						
System code	Description	Installation (min.)	Installation (max.)	Height Multibox	Number of jets	Price
WAE	Whisper Airpool™ Electronic	630	670	665	8	1.996,-
WWE	Whisper Whirlpool™ Electronic	665	705	665	8	2.121,-
WCE	Whisper Combipool™ Electronic	665	705	665	16	3.748,-
JAP	Just Relax! Airpool	610	650	-	10	1.163,-
JWP	Just Relax! Whirlpool	610	650	-	12	1.396,-
JCP	Just Relax! Combipool	610	650	-	22	2.045,-
JAE	Just Relax! Airpool Electronic	610	650	-	10	1.694,-
JWE	Just Relax! Whirlpool Electronic	610	650	-	12	2.045,-
JCE	Just Relax! Combipool Electronic	610	650	-	22	2.746,-

For explanation of Whisper whirlpools see left-hand flip-out page.  
For explanation of Just Relax! whirlpools and options see right-hand flip-out page.

Whirlpool options (these are bathtub specific options, for the other options see flip-out):								
Description	WAE	WWE	WCE	FAE	FWE	FCE	Just Relax!	Price
10 back & feet jets	-	-	-	-	-	-	-	-
Aroma Mist Treatment	-	-	-	-	-	-	-	-
Multibox	✓	✓	✓	-	-	-	-	1.128,-

- The prices are given in Euro excl. VAT.  
- All sizes are indicated in mm.

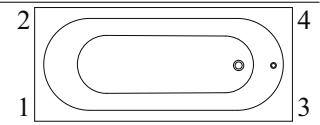
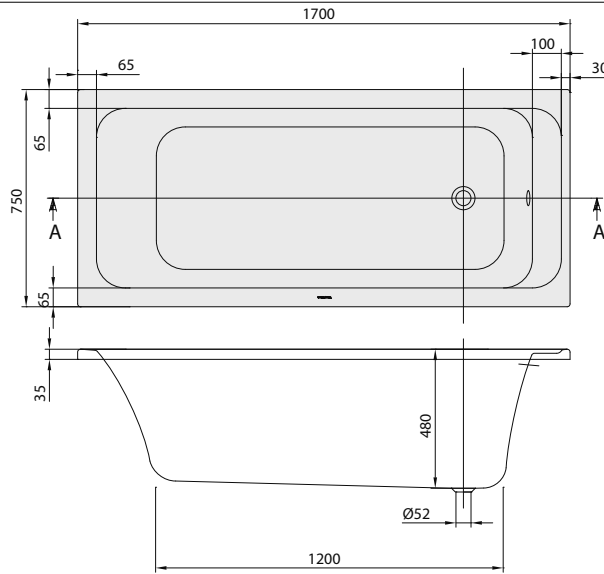
- For more information on the colours, see flip-out page and page 158.  
- For more information about the whirlpools, see page 102.

## Wellness price list 2009

### Baths

#### Omnia architectura (Rectangular 1700 x 750)

Set of bath feet is not supplied as standard.  
No whirlpools available for baths with 2 end panels.  
Additional tap holes are not possible for Just Relax!-Systems.  
The height of the panels is 625 mm.



**Whisper  
Technical parts 1**  
Accessible via: 1 - 3  
Control box: 1  
Rim control: 1  
Receiver: 4  
Multibox open: 1 - 3  
Multibox closed: 3 - 4

**Whisper  
Technical parts 2**  
Accessible via: 2 - 4  
Control box: 2  
Rim control: 2 - 3  
Receiver: 3  
Multibox open: 2 - 4  
Multibox closed: 3 - 4

**Just Relax!  
Technical parts**  
Accessible via: 2 - 4  
Control box: 2  
Rim control: 2

Article number	Name and version	Size l x w	Bottom l x w	Litres incl. 1 pers	Weight kg	Price
BA170ARA2V	Omnia architectura	1700 x 750	1200 x 460	210	24	421,-
BA170ARA2PFV	Omnia architectura, incl. front panel, incl. support set				38	608,-
BA170ARA2PCV	Omnia architectura, incl. front panel, incl. end panel, incl. support set				40	690,-
BA170ARA2PWV	Omnia architectura, incl. front panel, incl. 2 end panels, incl. support set				42	778,-

Accessories for baths:		
Article number	Description	Price
900WSVIL0012	Vilbox bath support, for rectangular baths, not possible in combination with a whirlpool	274,-
4000000266	Bath feet, plastic, for baths with even bottom, adjustable from 145 à 180 mm	16,-
88820000	Pair of metal feet inclusive wall brackets for baths with even bath bottom, adjustable from 130 to 200 mm	50,-
90950061	Matching waste/overflow combination, chrome plated	152,-
90601061	Overflow Filler (Multiplex Trio), chrome plated	376,-
90602061	Overflow Filler (Multiplex Trio), incl. tube interrupter, chrome plated	636,-
88440061	Handgrips, 1 pair = 2 grips, chrome plated	175,-
9009060000	Head rest, light blue	127,-

Available whirlpools (prices excl. bath):						
System code	Description	Installation (min.)	Installation (max.)	Height Multibox	Number of jets	Price
WAE	Whisper Airpool™ Electronic	630	670	665	8	1.996,-
WWE	Whisper Whirlpool™ Electronic	665	705	665	8	2.121,-
WCE	Whisper Combipool™ Electronic	665	705	665	16	3.748,-
JAP	Just Relax! Airpool	610	650	-	10	1.163,-
JWP	Just Relax! Whirlpool	610	650	-	12	1.396,-
JCP	Just Relax! Combipool	610	650	-	22	2.045,-
JAE	Just Relax! Airpool Electronic	610	650	-	10	1.694,-
JWE	Just Relax! Whirlpool Electronic	610	650	-	12	2.045,-
JCE	Just Relax! Combipool Electronic	610	650	-	22	2.746,-

For explanation of Whisper whirlpools see left-hand flip-out page.  
For explanation of Just Relax! whirlpools and options see right-hand flip-out page.

Whirlpool options (these are bathtub specific options, for the other options see flip-out):								
Description	WAE	WWE	WCE	FAE	FWE	FCE	Just Relax!	Price
10 back & feet jets	-	-	-	-	-	-	-	-
Aroma Mist Treatment	-	-	-	-	-	-	-	-
Multibox	✓	✓	✓	-	-	-	-	1.128,-

- The prices are given in Euro excl. VAT.  
- All sizes are indicated in mm.

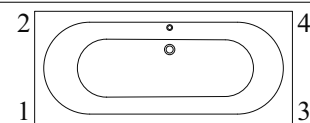
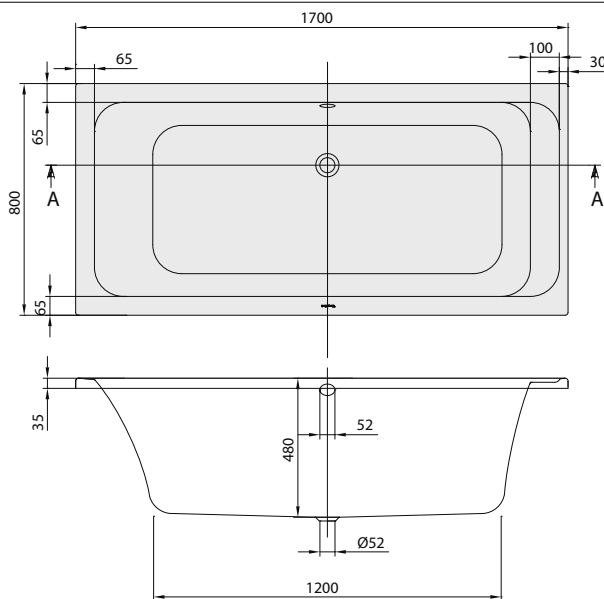
- For more information on the colours, see flip-out page and page 158.  
- For more information about the whirlpools, see page 102.

## Wellness price list 2009

### Baths

### Omnia architectura (Rectangular 1700 x 800)

Set of bath feet is not supplied as standard.  
No whirlpools available for baths with 2 end panels.  
Additional tap holes are not possible for Just Relax!-Systems.  
The height of the panels is 655 mm.



**Whisper**  
**Technical parts 1**  
Accessible via: 1 - 3  
Control box: 1  
Rim control: 1  
Receiver: 4  
Multibox open: 1 - 3  
Multibox closed: 3 - 4

**Whisper**  
**Technical parts 2**  
Accessible via: 2 - 4  
Control box: 2  
Rim control: 2 - 3  
Receiver: 3  
Multibox open: 2 - 4  
Multibox closed: 3 - 4

**Just Relax!**  
**Technical parts**  
Accessible via: 2 - 4  
Control box: 2  
Rim control: 2

Article number	Name and version	Size l x w	Bottom l x w	Litres incl. 1 pers	Weight kg	Price
BA178ARA2V	Omnia architectura	1700 x 800	1200 x 430	215	25	449,-
BA178ARA2PFV	Omnia architectura, incl. front panel, incl. support set				39	637,-
BA178ARA2PCV	Omnia architectura, incl. front panel, incl. end panel, incl. support set				41	719,-
BA178ARA2PWV	Omnia architectura, incl. front panel, incl. 2 end panels, incl. support set				43	807,-

#### Accessories for baths:

Article number	Description	Price
900WSVIL0012	Vilbox bath support, for rectangular baths, not possible in combination with a whirlpool	274,-
4000000266	Bath feet, plastic, for baths with even bottom, adjustable from 145 à 180 mm	16,-
88820000	Pair of metal feet inclusive wall brackets for baths with even bath bottom, adjustable from 130 to 200 mm	50,-
90950061	Matching waste/overflow combination, chrome plated	152,-
90601061	Overflow Filler (Multiplex Trio), chrome plated	376,-
90602061	Overflow Filler (Multiplex Trio), incl. tube interrupter, chrome plated	636,-
88440061	Handgrips, 1 pair = 2 grips, chrome plated	175,-
9009060000	Head rest, light blue	127,-

#### Available whirlpools (prices excl. bath):

System code	Description	Installation (min.)	Installation (max.)	Height Multibox	Number of jets	Price
WAE	Whisper Airpool™ Electronic	620	660	625	8	1.996,-
WWE	Whisper Whirlpool™ Electronic	655	695	665	8	2.121,-
WCE	Whisper Combipool™ Electronic	655	695	665	16	3.748,-
JAP	Just Relax! Airpool	610	650	-	10	1.163,-
JWP	Just Relax! Whirlpool	610	650	-	12	1.396,-
JCP	Just Relax! Combipool	610	650	-	22	2.045,-
JAE	Just Relax! Airpool Electronic	610	650	-	10	1.694,-
JWE	Just Relax! Whirlpool Electronic	610	650	-	12	2.045,-
JCE	Just Relax! Combipool Electronic	610	650	-	22	2.746,-

For explanation of Whisper whirlpools see left-hand flip-out page.

For explanation of Just Relax! whirlpools and options see right-hand flip-out page.

#### Whirlpool options (these are bathtub specific options, for the other options see flip-out):

Description	WAE	WWE	WCE	FAE	FWE	FCE	Just Relax!	Price
10 back & feet jets	-	✓	✓	-	-	-	-	1.293,-
Aroma Mist Treatment	-	-	-	-	-	-	-	-
Multibox	✓	✓	✓	-	-	-	-	1.128,-

- The prices are given in Euro excl. VAT.

- All sizes are indicated in mm.

- For more information on the colours, see flip-out page and page 158.

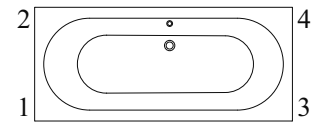
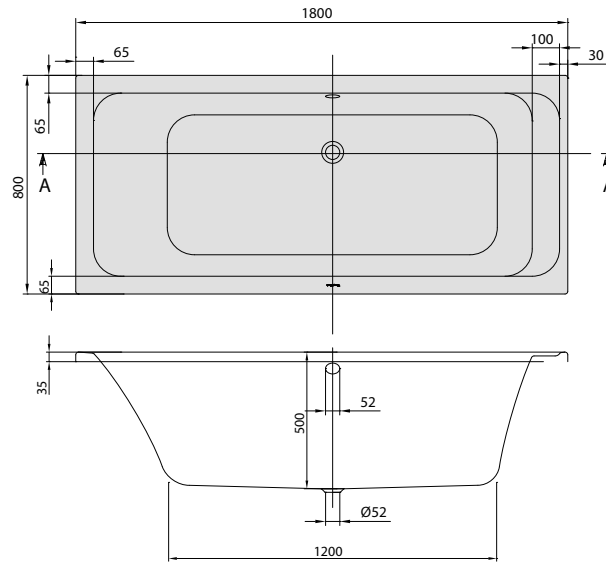
- For more information about the whirlpools, see page 102.

## Wellness price list 2009

### Baths

### Omnia architectura (Rectangular 1800 x 800)

Set of bath feet is not supplied as standard.  
No whirlpools available for baths with 2 end panels.  
Additional tap holes are not possible for Just Relax!-Systems.  
The height of the panels is 655 mm.



**Whisper**  
**Technical parts 1**  
Accessible via: 1 - 3  
Control box: 1  
Rim control: 1  
Receiver: 4  
Multibox open: 1 - 3  
Multibox closed: 3 - 4

**Whisper**  
**Technical parts 2**  
Accessible via: 2 - 4  
Control box: 2  
Rim control: 2 - 3  
Receiver: 3  
Multibox open: 2 - 4  
Multibox closed: 3 - 4

**Just Relax!**  
**Technical parts**  
Accessible via: 2 - 4  
Control box: 2  
Rim control: 2

Article number	Name and version	Size l x w	Bottom l x w	Litres incl. 1 pers	Weight kg	Price
BA180ARA2V	Omnia architectura	1800 x 800	1200 x 430	235	26	478,-
BA180ARA2PFV	Omnia architectura, incl. front panel, incl. support set				40	667,-
BA180ARA2PCV	Omnia architectura, incl. front panel, incl. end panel, incl. support set				42	748,-
BA180ARA2PWV	Omnia architectura, incl. front panel, incl. 2 end panels, incl. support set				44	836,-

#### Accessories for baths:

Article number	Description	Price
900WSVIL0012	Vilbox bath support, for rectangular baths, not possible in combination with a whirlpool	274,-
4000000266	Bath feet, plastic, for baths with even bottom, adjustable from 145 à 180 mm	16,-
88820000	Pair of metal feet inclusive wall brackets for baths with even bath bottom, adjustable from 130 to 200 mm	50,-
90950061	Matching waste/overflow combination, chrome plated	152,-
90601061	Overflow Filler (Multiplex Trio), chrome plated	376,-
90602061	Overflow Filler (Multiplex Trio), incl. tube interrupter, chrome plated	636,-
88440061	Handgrips, 1 pair = 2 grips, chrome plated	175,-
9009060000	Head rest, light blue	127,-

#### Available whirlpools (prices excl. bath):

System code	Description	Installation (min.)	Installation (max.)	Height Multibox	Number of jets	Price
WAE	Whisper Airpool™ Electronic	640	680	665	8	1.996,-
WWE	Whisper Whirlpool™ Electronic	675	715	685	8	2.121,-
WCE	Whisper Combipool™ Electronic	675	715	685	16	3.748,-
JAP	Just Relax! Airpool	630	670	-	10	1.163,-
JWP	Just Relax! Whirlpool	630	670	-	12	1.396,-
JCP	Just Relax! Combipool	630	670	-	22	2.045,-
JAE	Just Relax! Airpool Electronic	630	670	-	10	1.694,-
JWE	Just Relax! Whirlpool Electronic	630	670	-	12	2.045,-
JCE	Just Relax! Combipool Electronic	630	670	-	22	2.746,-

For explanation of Whisper whirlpools see left-hand flip-out page.

For explanation of Just Relax! whirlpools and options see right-hand flip-out page.

#### Whirlpool options (these are bathtub specific options, for the other options see flip-out):

Description	WAE	WWE	WCE	FAE	FWE	FCE	Just Relax!	Price
10 back & feet jets	-	✓	✓	-	-	-	-	1.293,-
Aroma Mist Treatment	-	-	-	-	-	-	-	-
Multibox	✓	✓	✓	-	-	-	-	1.128,-

- The prices are given in Euro excl. VAT.

- All sizes are indicated in mm.

- For more information on the colours, see flip-out page and page 158.

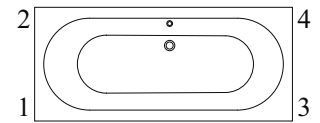
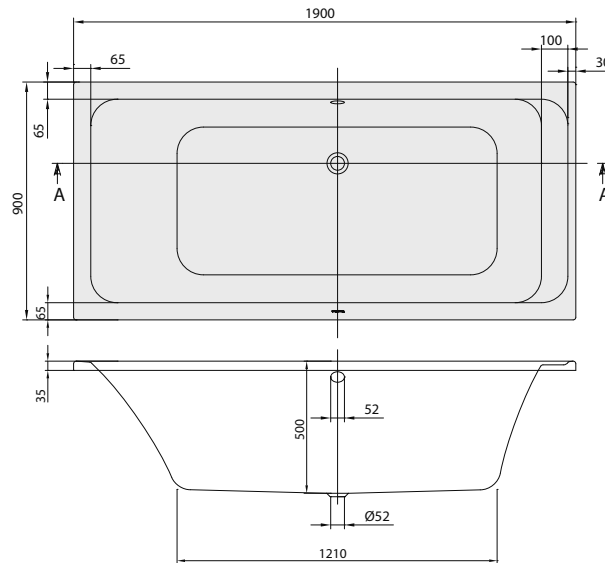
- For more information about the whirlpools, see page 102.

## Wellness price list 2009

### Baths

### Omnia architectura (Rectangular 1900 x 900)

Set of bath feet is not supplied as standard.  
No whirlpools available for baths with 2 end panels.  
Additional tap holes are not possible for Just Relax!-Systems.  
The height of the panels is 675 mm.



**Whisper**  
**Technical parts 1**  
Accessible via: 1 - 3  
Control box: 1  
Rim control: 1  
Receiver: 4  
Multibox open: 1 - 3  
Multibox closed: 3 - 4

**Whisper**  
**Technical parts 2**  
Accessible via: 2 - 4  
Control box: 2  
Rim control: 2 - 3  
Receiver: 3  
Multibox open: 2 - 4  
Multibox closed: 3 - 4

**Just Relax!**  
**Technical parts**  
Accessible via: 2 - 4  
Control box: 2  
Rim control: 2

Article number	Name and version	Size l x w	Bottom l x w	Litres incl. 1 pers	Weight kg	Price
BA199ARA2V	Omnia architectura	1900 x 900	1210 x 560	285	29	532,-
BA199ARA2PFV	Omnia architectura, incl. front panel, incl. support set				43	719,-
BA199ARA2PCV	Omnia architectura, incl. front panel, incl. end panel, incl. support set				45	800,-
BA199ARA2PWV	Omnia architectura, incl. front panel, incl. 2 end panels, incl. support set				47	888,-

Accessories for baths:		
Article number	Description	Price
900WSVIL0012	Vilbox bath support, for rectangular baths, not possible in combination with a whirlpool	274,-
4000000266	Bath feet, plastic, for baths with even bottom, adjustable from 145 à 180 mm	16,-
88820000	Pair of metal feet inclusive wall brackets for baths with even bath bottom, adjustable from 130 to 200 mm	50,-
90950061	Matching waste/overflow combination, chrome plated	152,-
90601061	Overflow Filler (Multiplex Trio), chrome plated	376,-
90602061	Overflow Filler (Multiplex Trio), incl. tube interrupter, chrome plated	636,-
88440061	Handgrips, 1 pair = 2 grips, chrome plated	175,-
9009060000	Head rest, light blue	127,-

Available whirlpools (prices excl. bath):						
System code	Description	Installation (min.)	Installation (max.)	Height Multibox	Number of jets	Price
WAE	Whisper Airpool™ Electronic	640	680	665	8	1.996,-
WWE	Whisper Whirlpool™ Electronic	675	715	685	8	2.121,-
WCE	Whisper Combipool™ Electronic	675	715	685	16	3.748,-
JAP	Just Relax! Airpool	630	670	-	10	1.163,-
JWP	Just Relax! Whirlpool	630	670	-	12	1.396,-
JCP	Just Relax! Combipool	630	670	-	22	2.045,-
JAE	Just Relax! Airpool Electronic	630	670	-	10	1.694,-
JWE	Just Relax! Whirlpool Electronic	630	670	-	12	2.045,-
JCE	Just Relax! Combipool Electronic	630	670	-	22	2.746,-

For explanation of Whisper whirlpools see left-hand flip-out page.  
For explanation of Just Relax! whirlpools and options see right-hand flip-out page.

Whirlpool options (these are bathtub specific options, for the other options see flip-out):								
Description	WAE	WWE	WCE	FAE	FWE	FCE	Just Relax!	Price
10 back & feet jets	-	✓	✓	-	-	-	-	1.293,-
Aroma Mist Treatment	-	-	-	-	-	-	-	-
Multibox	✓	✓	✓	-	-	-	-	1.128,-

- The prices are given in Euro excl. VAT.  
- All sizes are indicated in mm.

- For more information on the colours, see flip-out page and page 158.  
- For more information about the whirlpools, see page 102.

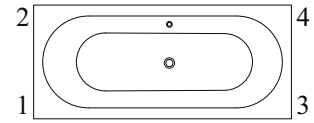
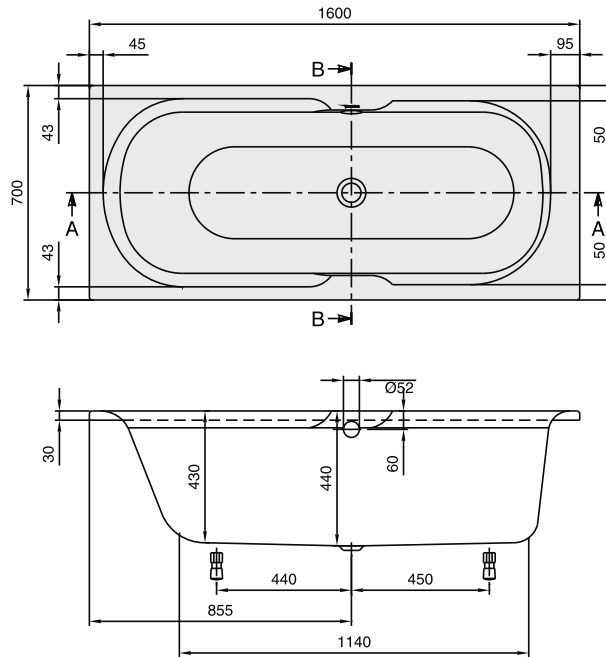
# Wellness price list 2009

## Baths

Set of bath feet is not supplied as standard.  
Requires extended waste/overflow combination.  
Additional tap holes are not possible for Just Relax!-Systems.

### Parana

(Rectangular 1600 x 700)



#### Whisper & Ultimate Fitness

##### Technical parts 1

Accessible via: 1 - 3  
Control box: 1  
Rim control: 1  
Receiver: 4  
Multibox open: 1 - 3  
Multibox closed: 3 - 4

#### Whisper & Ultimate Fitness

##### Technical parts 2

Accessible via: 2 - 4  
Control box: 2  
Rim control: 2  
Receiver: 3  
Multibox open: 2 - 4  
Multibox closed: 3 - 4

#### Just Relax!

##### Technical parts

Accessible via: 2 - 4  
Control box: 2  
Rim control: 2

Article number	Name and version	Size l x w	Bottom l x w	Litres incl. 1 pers	Weight kg	Price
BA160PAR2V	Parana	1600 x 700	1140 x 370	130	20	469,-

#### Accessories for baths:

Article number	Description	Price
900WSVIL0012	Vilbox bath support, for rectangular baths, not possible in combination with a whirlpool	274,-
4000000266	Bath feet, plastic, for baths with even bottom, adjustable from 145 à 180 mm	16,-
88820000	Pair of metal feet inclusive wall brackets for baths with even bath bottom, adjustable from 130 to 200 mm	50,-
90950061	Matching waste/overflow combination, chrome plated	152,-
90601061	Overflow Filler (Multiplex Trio), chrome plated	376,-
90602061	Overflow Filler (Multiplex Trio), incl. tube interrupter, chrome plated	636,-
9009060000	Head rest, light blue	127,-

#### Available whirlpools (prices excl. bath):

System code	Description	Installation (min.)	Installation (max.)	Height Multibox	Number of jets	Price
WAE	Whisper Airpool™ Electronic	570	610	625	8	1.996,-
WWE	Whisper Whirlpool™ Electronic	610	650	625	8	2.121,-
WCE	Whisper Combipool™ Electronic	610	650	625	16	3.748,-
FAE	Ultimate Fitness Airpool	525	565	625	12	2.348,-
JAP	Just Relax! Airpool	570	610	-	10	1.163,-
JWP	Just Relax! Whirlpool	570	610	-	12	1.396,-
JCP	Just Relax! Combipool	570	610	-	22	2.045,-
JAE	Just Relax! Airpool Electronic	570	610	-	10	1.694,-
JWE	Just Relax! Whirlpool Electronic	570	610	-	12	2.045,-
JCE	Just Relax! Combipool Electronic	570	610	-	22	2.746,-

For explanation of Whisper & Ultimate Fitness whirlpools and options see left-hand flip-out page.

For explanation of Just Relax! whirlpools and options see right-hand flip-out page.

#### Whirlpool options (these are bathtub specific options, for the other options see flip-out):

Description	WAE	WWE	WCE	FAE	FWE	FCE	Just Relax!	Price
10 back & feet jets	-	-	-	-	-	-	-	-
Aroma Mist Treatment	✓	✓	✓	✓	-	-	-	1.479,-
Multibox	✓	✓	✓	✓	-	-	-	1.128,-

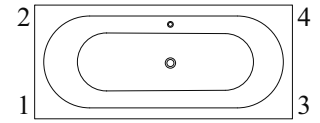
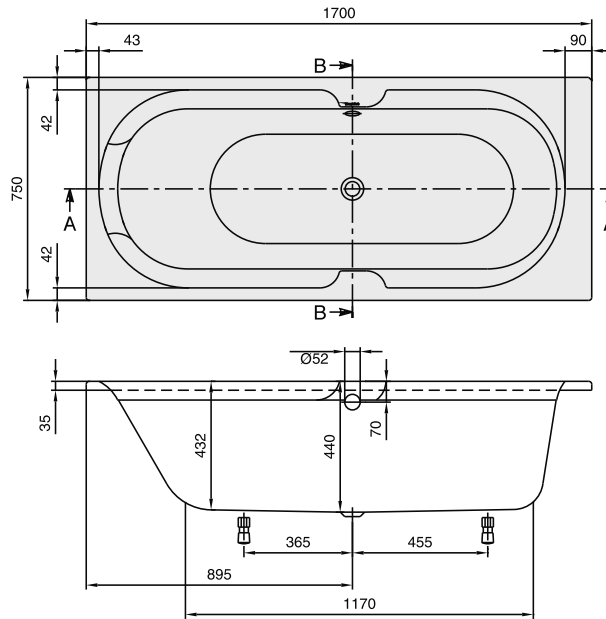
# Wellness price list 2009

## Baths

Set of bath feet is not supplied as standard.  
Requires extended waste/overflow combination.  
Additional tap holes are not possible for Just Relax!-Systems.

### Parana

(Rectangular 1700 x 750)



#### Whisper & Ultimate Fitness

##### Technical parts 1

Accessible via: 1 - 3  
Control box: 1  
Rim control: 1  
Receiver: 4  
Multibox open: 1 - 3  
Multibox closed: 3 - 4

#### Whisper & Ultimate Fitness

##### Technical parts 2

Accessible via: 2 - 4  
Control box: 2  
Rim control: 2  
Receiver: 3  
Multibox open: 2 - 4  
Multibox closed: 3 - 4

#### Just Relax!

##### Technical parts

Accessible via: 2 - 4  
Control box: 2  
Rim control: 2

Article number	Name and version	Size l x w	Bottom l x w	Litres incl. 1 pers	Weight kg	Price
BA170PAR2V	Parana	1700 x 750	1170 x 410	140	21	469,-

#### Accessories for baths:

Article number	Description	Price
900WSVIL0012	Vilbox bath support, for rectangular baths, not possible in combination with a whirlpool	274,-
4000000266	Bath feet, plastic, for baths with even bottom, adjustable from 145 à 180 mm	16,-
88820000	Pair of metal feet inclusive wall brackets for baths with even bath bottom, adjustable from 130 to 200 mm	50,-
90950061	Matching waste/overflow combination, chrome plated	152,-
90601061	Overflow Filler (Multiplex Trio), chrome plated	376,-
90602061	Overflow Filler (Multiplex Trio), incl. tube interrupter, chrome plated	636,-
9009060000	Head rest, light blue	127,-

#### Available whirlpools (prices excl. bath):

System code	Description	Installation (min.)	Installation (max.)	Height Multibox	Number of jets	Price
WAE	Whisper Airpool™ Electronic	570	610	625	8	1.996,-
WWE	Whisper Whirlpool™ Electronic	610	650	625	8	2.121,-
WCE	Whisper Combipool™ Electronic	610	650	625	16	3.748,-
FAE	Ultimate Fitness Airpool	530	570	625	16	2.348,-
FWE	Ultimate Fitness Whirlpool	565	605	625	16	3.243,-
FCE	Ultimate Fitness Combipool	565	605	625	28	4.707,-
JAP	Just Relax! Airpool	570	610	-	10	1.163,-
JWP	Just Relax! Whirlpool	570	610	-	12	1.396,-
JCP	Just Relax! Combipool	570	610	-	22	2.045,-
JAE	Just Relax! Airpool Electronic	570	610	-	10	1.694,-
JWE	Just Relax! Whirlpool Electronic	570	610	-	12	2.045,-
JCE	Just Relax! Combipool Electronic	570	610	-	22	2.746,-

For explanation of Whisper & Ultimate Fitness whirlpools and options see left-hand flip-out page.

For explanation of Just Relax! whirlpools and options see right-hand flip-out page.

#### Whirlpool options (these are bathtub specific options, for the other options see flip-out):

Description	WAE	WWE	WCE	FAE	FWE	FCE	Just Relax!	Price
10 back & feet jets	-	✓	✓	-	✓	✓	-	1.293,-
Aroma Mist Treatment	✓	✓	✓	✓	✓	✓	-	1.479,-
Multibox	✓	✓	✓	✓	✓	✓	-	1.128,-

- The prices are given in Euro excl. VAT.

- All sizes are indicated in mm.

- For more information on the colours, see flip-out page and page 158.

- For more information about the whirlpools, see page 102.



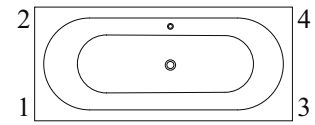
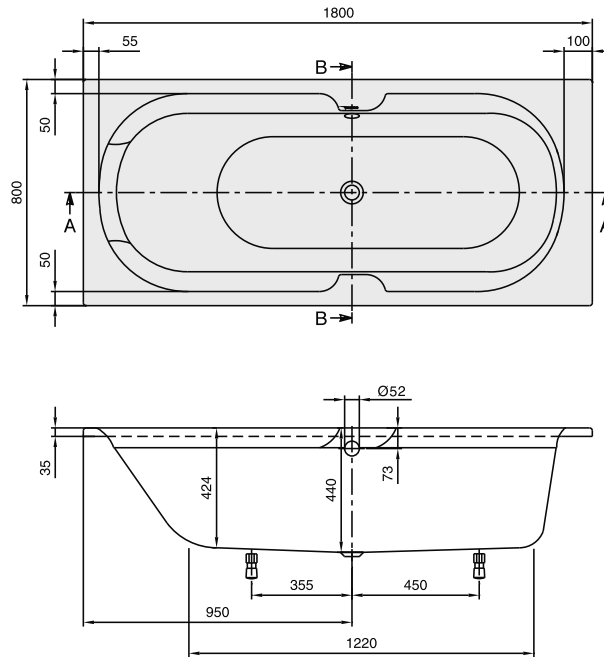
# Wellness price list 2009

## Baths

Set of bath feet is not supplied as standard.  
Requires extended waste/overflow combination.  
Additional tap holes are not possible for Just Relax!-Systems.

### Parana

(Rectangular 1800 x 800)



#### Whisper & Ultimate Fitness

##### Technical parts 1

Accessible via: 1 - 3  
Control box: 1  
Rim control: 1  
Receiver: 4  
Multibox open: 1 - 3  
Multibox closed: 3 - 4

#### Whisper & Ultimate Fitness

##### Technical parts 2

Accessible via: 2 - 4  
Control box: 2  
Rim control: 2  
Receiver: 3  
Multibox open: 2 - 4  
Multibox closed: 3 - 4

#### Just Relax!

##### Technical parts

Accessible via: 2 - 4  
Control box: 2  
Rim control: 2

Article number	Name and version	Size l x w	Bottom l x w	Litres incl. 1 pers	Weight kg	Price
BA180PAR2V	Parana	1800 x 800	1220 x 470	150	23	528,-

Accessories for baths:		
Article number	Description	Price
900WSVIL0012	Vilbox bath support, for rectangular baths, not possible in combination with a whirlpool	274,-
4000000266	Bath feet, plastic, for baths with even bottom, adjustable from 145 à 180 mm	16,-
88820000	Pair of metal feet inclusive wall brackets for baths with even bath bottom, adjustable from 130 to 200 mm	50,-
90950061	Matching waste/overflow combination, chrome plated	152,-
90601061	Overflow Filler (Multiplex Trio), chrome plated	376,-
90602061	Overflow Filler (Multiplex Trio), incl. tube interrupter, chrome plated	636,-
9009060000	Head rest, light blue	127,-

Available whirlpools (prices excl. bath):						
System code	Description	Installation (min.)	Installation (max.)	Height Multibox	Number of jets	Price
WAE	Whisper Airpool™ Electronic	570	610	625	8	1.996,-
WWE	Whisper Whirlpool™ Electronic	610	650	625	8	2.121,-
WCE	Whisper Combipool™ Electronic	610	650	625	16	3.748,-
FAE	Ultimate Fitness Airpool	530	570	625	12	2.348,-
FWE	Ultimate Fitness Whirlpool	565	605	625	16	3.243,-
FCE	Ultimate Fitness Combipool	565	605	625	28	4.707,-
JAP	Just Relax! Airpool	570	610	-	10	1.163,-
JWP	Just Relax! Whirlpool	570	610	-	12	1.396,-
JCP	Just Relax! Combipool	570	610	-	22	2.045,-
JAE	Just Relax! Airpool Electronic	570	610	-	10	1.694,-
JWE	Just Relax! Whirlpool Electronic	570	610	-	12	2.045,-
JCE	Just Relax! Combipool Electronic	570	610	-	22	2.746,-

For explanation of Whisper & Ultimate Fitness whirlpools and options see left-hand flip-out page.

For explanation of Just Relax! whirlpools and options see right-hand flip-out page.

Whirlpool options (these are bathtub specific options, for the other options see flip-out):								
Description	WAE	WWE	WCE	FAE	FWE	FCE	Just Relax!	Price
10 back & feet jets	-	✓	✓	-	✓	✓	-	1.293,-
Aroma Mist Treatment	✓	✓	✓	✓	✓	✓	-	1.479,-
Multibox	✓	✓	✓	✓	✓	✓	-	1.128,-

- The prices are given in Euro excl. VAT.  
- All sizes are indicated in mm.

- For more information on the colours, see flip-out page and page 158.  
- For more information about the whirlpools, see page 102.

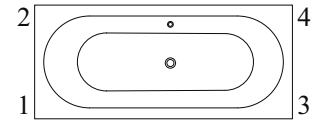
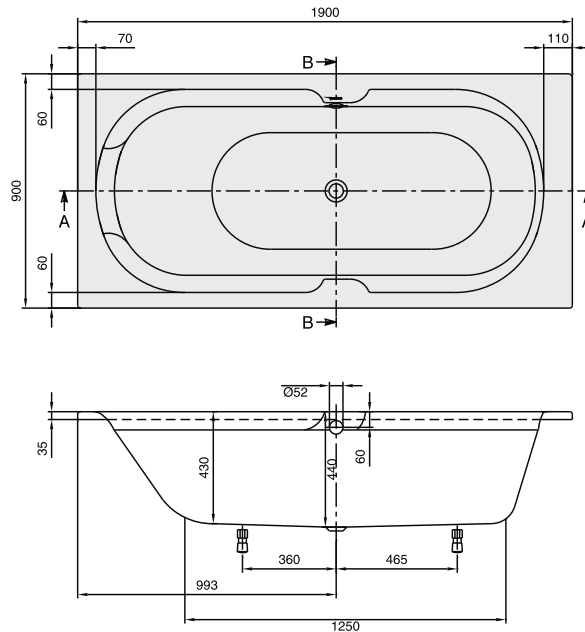
# Wellness price list 2009

## Baths

Set of bath feet is not supplied as standard.  
Requires extended waste/overflow combination.  
Additional tap holes are not possible for Just Relax!-Systems.

### Parana

(Rectangular 1900 x 900)



#### Whisper & Ultimate Fitness

##### Technical parts 1

Accessible via: 1 - 3  
Control box: 1  
Rim control: 1  
Receiver: 4  
Multibox open: 1 - 3  
Multibox closed: 3 - 4

#### Whisper & Ultimate Fitness

##### Technical parts 2

Accessible via: 2 - 4  
Control box: 2  
Rim control: 2  
Receiver: 3  
Multibox open: 2 - 4  
Multibox closed: 3 - 4

#### Just Relax!

##### Technical parts

Accessible via: 2 - 4  
Control box: 2  
Rim control: 2

Article number	Name and version	Size l x w	Bottom l x w	Litres incl. 1 pers	Weight kg	Price
BA190PAR2V	Parana	1900 x 900	1250 x 480	195	25	589,-

Accessories for baths:		
Article number	Description	Price
900WSVIL0012	Vilbox bath support, for rectangular baths, not possible in combination with a whirlpool	274,-
4000000266	Bath feet, plastic, for baths with even bottom, adjustable from 145 à 180 mm	16,-
88820000	Pair of metal feet inclusive wall brackets for baths with even bath bottom, adjustable from 130 to 200 mm	50,-
90950061	Matching waste/overflow combination, chrome plated	152,-
90601061	Overflow Filler (Multiplex Trio), chrome plated	376,-
90602061	Overflow Filler (Multiplex Trio), incl. tube interrupter, chrome plated	636,-
9009060000	Head rest, light blue	127,-

Available whirlpools (prices excl. bath):						
System code	Description	Installation (min.)	Installation (max.)	Height Multibox	Number of jets	Price
WAE	Whisper Airpool™ Electronic	570	610	625	8	1.996,-
WWE	Whisper Whirlpool™ Electronic	610	650	625	8	2.121,-
WCE	Whisper Combipool™ Electronic	610	650	625	16	3.748,-
FAE	Ultimate Fitness Airpool	530	570	625	12	2.348,-
FWE	Ultimate Fitness Whirlpool	565	605	625	16	3.243,-
FCE	Ultimate Fitness Combipool	565	605	625	28	4.707,-
JAP	Just Relax! Airpool	570	610	-	10	1.163,-
JWP	Just Relax! Whirlpool	570	610	-	12	1.396,-
JCP	Just Relax! Combipool	570	610	-	22	2.045,-
JAE	Just Relax! Airpool Electronic	570	610	-	10	1.694,-
JWE	Just Relax! Whirlpool Electronic	570	610	-	12	2.045,-
JCE	Just Relax! Combipool Electronic	570	610	-	22	2.746,-

For explanation of Whisper & Ultimate Fitness whirlpools and options see left-hand flip-out page.

For explanation of Just Relax! whirlpools and options see right-hand flip-out page.

Whirlpool options (these are bathtub specific options, for the other options see flip-out):								
Description	WAE	WWE	WCE	FAE	FWE	FCE	Just Relax!	Price
10 back & feet jets	-	✓	✓	-	✓	✓	-	1.293,-
Aroma Mist Treatment	✓	✓	✓	✓	✓	✓	-	1.479,-
Multibox	✓	✓	✓	✓	✓	✓	-	1.128,-

- The prices are given in Euro excl. VAT.

- All sizes are indicated in mm.

- For more information on the colours, see flip-out page and page 158.

- For more information about the whirlpools, see page 102.

## Wellness price list 2009

### Baths

Bathfeet are not supplied as standard with the bath without panel.

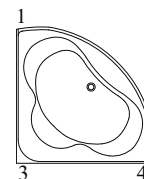
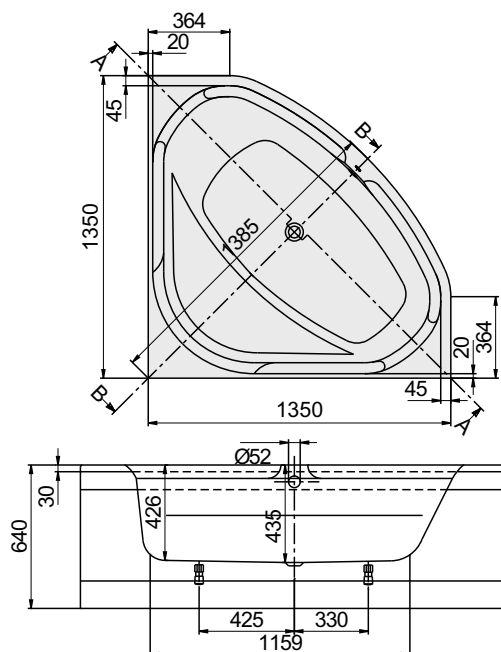
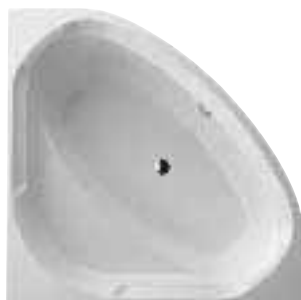
Requires extended waste/overflow combination.

In combination with a whirlpool, for corner baths with panel the build-in height is 610 mm (measured from floor to underside of the bathrim).

Additional tap holes are not possible for Just Relax!-Systems.

### Parana

(Corner 1350 x 1350)



#### Whisper & Ultimate Fitness

##### Technical parts 1

Accessible via: 1 - 4

Control box: 1

Rim control: 1

Receiver: 4

Multibox open: 1 - 4

##### Just Relax!

##### Technical parts

Accessible via: 1 - 4

Control box: 1

Rim control: 1

Article number	Name and version	Size l x w	Bottom l x w	Litres incl. 1 pers	Weight kg	Price
BA135PAR3V	Parana	1350 x 1350	1160 x 570	185	25	882,-
BA135PAR3LPV	Parana, incl. separate panel, incl. support set	1385 x 1385			51	1.580,-

Accessories for baths:		
Article number	Description	Price
4000000266	Bath feet, plastic, for baths with even bottom, adjustable from 145 à 180 mm	16,-
88820000	Pair of metal feet inclusive wall brackets for baths with even bath bottom, adjustable from 130 to 200 mm	50,-
90950061	Matching waste/overflow combination, chrome plated	152,-
90601061	Overflow Filler (Multiplex Trio), chrome plated	376,-
90602061	Overflow Filler (Multiplex Trio), incl. tube interrupter, chrome plated	636,-
9009060000	Head rest, light blue	127,-

Available whirlpools (prices excl. bath):						
System code	Description	Installation (min.)	Installation (max.)	Height Multibox	Number of jets	Price
WAE	Whisper Airpool™ Electronic	570	610	625	8	1.996,-
WWE	Whisper Whirlpool™ Electronic	610	650	625	8	2.121,-
WCE	Whisper Combipool™ Electronic	610	650	625	16	3.748,-
FAE	Ultimate Fitness Airpool	530	570	625	12	2.348,-
FWE	Ultimate Fitness Whirlpool	565	605	625	16	3.243,-
FCE	Ultimate Fitness Combipool	565	605	625	28	4.707,-
JAP	Just Relax! Airpool	570	610	-	10	1.163,-
JWP	Just Relax! Whirlpool	570	610	-	12	1.396,-
JCP	Just Relax! Combipool	570	610	-	22	2.045,-
JAE	Just Relax! Airpool Electronic	570	610	-	10	1.694,-
JWE	Just Relax! Whirlpool Electronic	570	610	-	12	2.045,-
JCE	Just Relax! Combipool Electronic	570	610	-	22	2.746,-

For explanation of Whisper & Ultimate Fitness whirlpools and options see left-hand flip-out page.

For explanation of Just Relax! whirlpools and options see right-hand flip-out page.

Whirlpool options (these are bathtub specific options, for the other options see flip-out):								
Description	WAE	WWE	WCE	FAE	FWE	FCE	Just Relax!	Price
10 back & feet jets	-	✓	✓	-	-	-	-	1.293,-
Aroma Mist Treatment	-	-	-	-	-	-	-	-
Multibox	✓	✓	✓	✓	✓	✓	-	1.456,-

- The prices are given in Euro excl. VAT.

- All sizes are indicated in mm.

- For more information on the colours, see flip-out page and page 158.

- For more information about the whirlpools, see page 102.

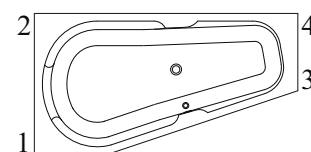
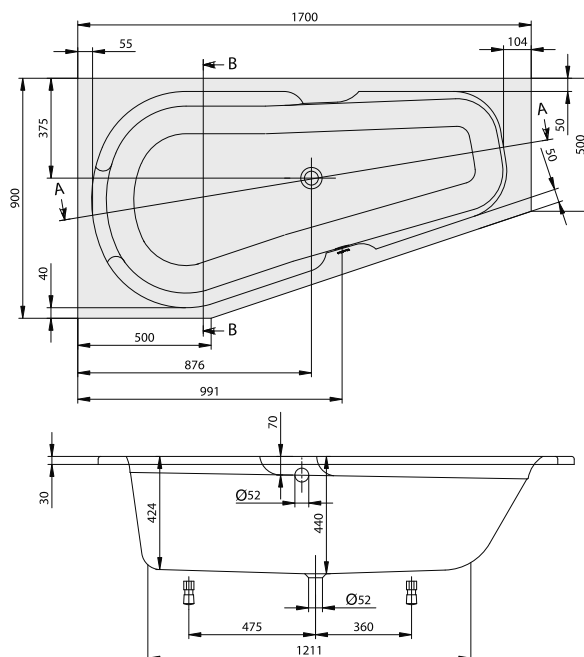
## Wellness price list 2009

### Baths

Set of bath feet is not supplied as standard.  
Requires extended waste/overflow combination.  
Additional tap holes are not possible for Just Relax!-Systems.

### Parana

(Offset 1700 x 900)



#### Whisper & Ultimate Fitness

##### Technical parts 1

Accessible via: 1 - 3  
Control box: 1  
Rim control: 1  
Receiver: 4

#### Just Relax!

##### Technical parts

Accessible via: 1 - 3  
Control box: 1  
Rim control: 1

Article number	Name and version	Size l x w	Bottom l x w	Litres incl. 1 pers	Weight kg	Price
BA170PAR3LIV	Parana, left	1700 x 900	1210 x 530	140	22	737,-

#### Accessories for baths:

Article number	Description	Price
4000000266	Bath feet, plastic, for baths with even bottom, adjustable from 145 à 180 mm	16,-
88820000	Pair of metal feet inclusive wall brackets for baths with even bath bottom, adjustable from 130 to 200 mm	50,-
90950061	Matching waste/overflow combination, chrome plated	152,-
90601061	Overflow Filler (Multiplex Trio), chrome plated	376,-
90602061	Overflow Filler (Multiplex Trio), incl. tube interrupter, chrome plated	636,-
9009060000	Head rest, light blue	127,-

#### Available whirlpools (prices excl. bath):

System code	Description	Installation (min.)	Installation (max.)	Height Multibox	Number of jets	Price
WAE	Whisper Airpool™ Electronic	570	610	-	8	1.996,-
WWE	Whisper Whirlpool™ Electronic	610	650	-	8	2.121,-
WCE	Whisper Combipool™ Electronic	610	650	-	16	3.748,-
FAE	Ultimate Fitness Airpool	530	570	-	12	2.348,-
JAP	Just Relax! Airpool	570	610	-	10	1.163,-
JWP	Just Relax! Whirlpool	570	610	-	12	1.396,-
JCP	Just Relax! Combipool	570	610	-	22	2.045,-
JAE	Just Relax! Airpool Electronic	570	610	-	10	1.694,-
JWE	Just Relax! Whirlpool Electronic	570	610	-	12	2.045,-
JCE	Just Relax! Combipool Electronic	570	610	-	22	2.746,-

For explanation of Whisper & Ultimate Fitness whirlpools and options see left-hand flip-out page.

For explanation of Just Relax! whirlpools and options see right-hand flip-out page.

#### Whirlpool options (these are bathtub specific options, for the other options see flip-out):

Description	WAE	WWE	WCE	FAE	FWE	FCE	Just Relax!	Price
10 back & feet jets	-	-	-	-	-	-	-	-
Aroma Mist Treatment	-	-	-	-	-	-	-	-
Multibox	-	-	-	-	-	-	-	-

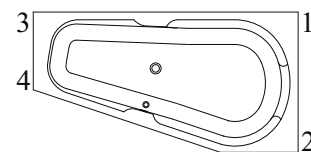
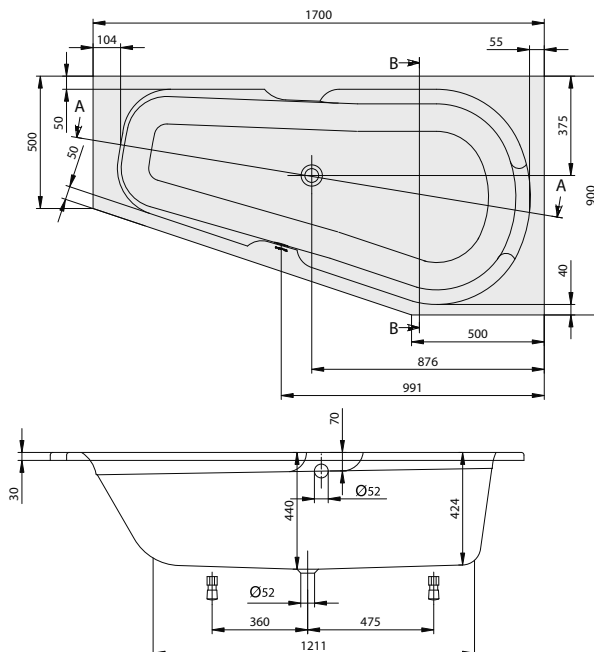
# Wellness price list 2009

## Baths

Set of bath feet is not supplied as standard.  
Requires extended waste/overflow combination.  
Additional tap holes are not possible for Just Relax!-Systems.

### Parana

(Offset 1700 x 900)



#### Whisper & Ultimate Fitness

**Technical parts 1**  
Accessible via: 2 - 4  
Control box: 2  
Rim control: 2  
Receiver: 3

**Just Relax!**  
**Technical parts**  
Accessible via: 2 - 4  
Control box: 2  
Rim control: 2

Article number	Name and version	Size l x w	Bottom l x w	Litres incl. 1 pers	Weight kg	Price
BA170PAR3REV	Parana, right	1700 x 900	1210 x 530	140	22	737,-

#### Accessories for baths:

Article number	Description	Price
4000000266	Bath feet, plastic, for baths with even bottom, adjustable from 145 à 180 mm	16,-
88820000	Pair of metal feet inclusive wall brackets for baths with even bath bottom, adjustable from 130 to 200 mm	50,-
90950061	Matching waste/overflow combination, chrome plated	152,-
90601061	Overflow Filler (Multiplex Trio), chrome plated	376,-
90602061	Overflow Filler (Multiplex Trio), incl. tube interrupter, chrome plated	636,-
9009060000	Head rest, light blue	127,-

#### Available whirlpools (prices excl. bath):

System code	Description	Installation (min.)	Installation (max.)	Height Multibox	Number of jets	Price
WAE	Whisper Airpool™ Electronic	570	610	-	8	1.996,-
WWE	Whisper Whirlpool™ Electronic	610	650	-	8	2.121,-
WCE	Whisper Combipool™ Electronic	610	650	-	16	3.748,-
FAE	Ultimate Fitness Airpool	530	570	-	12	2.348,-
JAP	Just Relax! Airpool	570	610	-	10	1.163,-
JWP	Just Relax! Whirlpool	570	610	-	12	1.396,-
JCP	Just Relax! Combipool	570	610	-	22	2.045,-
JAE	Just Relax! Airpool Electronic	570	610	-	10	1.694,-
JWE	Just Relax! Whirlpool Electronic	570	610	-	12	2.045,-
JCE	Just Relax! Combipool Electronic	570	610	-	22	2.746,-

For explanation of Whisper & Ultimate Fitness whirlpools and options see left-hand flip-out page.  
For explanation of Just Relax! whirlpools and options see right-hand flip-out page.

#### Whirlpool options (these are bathtub specific options, for the other options see flip-out):

Description	WAE	WWE	WCE	FAE	FWE	FCE	Just Relax!	Price
10 back & feet jets	-	-	-	-	-	-	-	-
Aroma Mist Treatment	-	-	-	-	-	-	-	-
Multibox	-	-	-	-	-	-	-	-

- The prices are given in Euro excl. VAT.  
- All sizes are indicated in mm.

- For more information on the colours, see flip-out page and page 158.  
- For more information about the whirlpools, see page 102.

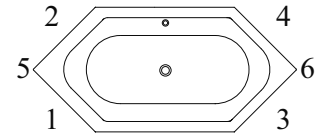
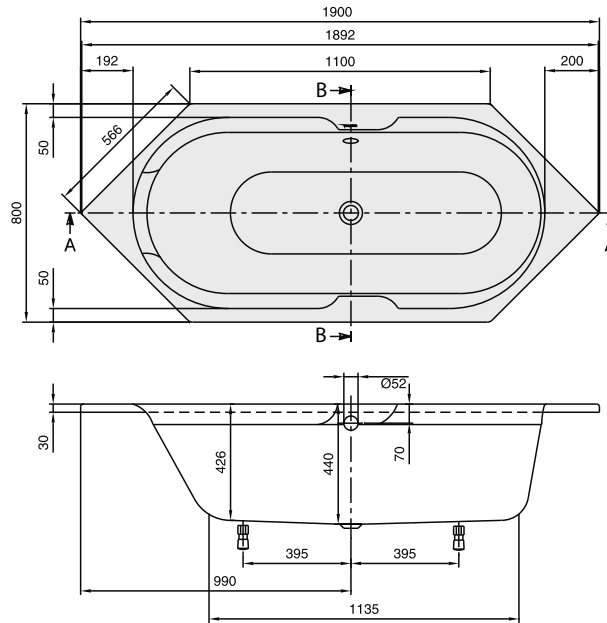
# Wellness price list 2009

## Baths

Set of bath feet is not supplied as standard.  
 Requires extended waste/overflow combination.  
 In case of corner installation the diagonal dimension is 1344 mm.  
 Additional tap holes are not possible for Just Relax!-Systems.

### Parana

(Hexagonal 1900 x 800)



#### Whisper & Ultimate Fitness

##### Technical parts 1

Accessible via: 5- 1 -3 - 6  
 Control box: 1  
 Rim control: 1  
 Receiver: 4  
 Multibox open: 5- 1 -3 - 6

#### Whisper & Ultimate Fitness

##### Technical parts 2

Accessible via: 5- 2 -4 - 6  
 Control box: 2  
 Rim control: 2  
 Receiver: 3  
 Multibox open: 5- 2 -4 - 6

#### Just Relax!

##### Technical parts

Accessible via: 5- 2 -4 - 6  
 Control box: 2  
 Rim control: 2

Article number	Name and version	Size l x w	Bottom l x w	Litres incl. 1 pers	Weight kg	Price
BA190PAR6V	Parana	1900 x 800	1140 x 420	140	20	764,-

Accessories for baths:		
Article number	Description	Price
900WSVIL0026	Vilbox bath support, for hexagonal baths, not possible in combination with a whirlpool	372,-
4000000266	Bath feet, plastic, for baths with even bottom, adjustable from 145 à 180 mm	16,-
88820000	Pair of metal feet inclusive wall brackets for baths with even bath bottom, adjustable from 130 to 200 mm	50,-
90950061	Matching waste/overflow combination, chrome plated	152,-
90601061	Overflow Filler (Multiplex Trio), chrome plated	376,-
90602061	Overflow Filler (Multiplex Trio), incl. tube interrupter, chrome plated	636,-
9009060000	Head rest, light blue	127,-

Available whirlpools (prices excl. bath):							
System code	Description	Installation (min.)	Installation (max.)	Height Multibox	Number of jets	Price	
WAE	Whisper Airpool™ Electronic	570	610	625	8	1.996,-	
WWE	Whisper Whirlpool™ Electronic	610	650	625	8	2.121,-	
WCE	Whisper Combipool™ Electronic	610	650	625	16	3.748,-	
FAE	Ultimate Fitness Airpool	530	570	625	12	2.348,-	
FWE	Ultimate Fitness Whirlpool	565	605	625	16	3.243,-	
FCE	Ultimate Fitness Combipool	565	605	625	28	4.707,-	
JAP	Just Relax! Airpool	570	610	-	10	1.163,-	
JWP	Just Relax! Whirlpool	570	610	-	12	1.396,-	
JCP	Just Relax! Combipool	570	610	-	22	2.045,-	
JAE	Just Relax! Airpool Electronic	570	610	-	10	1.694,-	
JWE	Just Relax! Whirlpool Electronic	570	610	-	12	2.045,-	
JCE	Just Relax! Combipool Electronic	570	610	-	22	2.746,-	

For explanation of Whisper & Ultimate Fitness whirlpools and options see left-hand flip-out page.  
 For explanation of Just Relax! whirlpools and options see right-hand flip-out page.

Whirlpool options (these are bathtub specific options, for the other options see flip-out):									
Description	WAE	WWE	WCE	FAE	FWE	FCE	Just Relax!	Price	
10 back & feet jets	-	✓	✓	-	-	-	-	1.293,-	
Aroma Mist Treatment	-	-	-	-	-	-	-	-	
Multibox	✓	✓	✓	✓	✓	✓	-	1.456,-	

- The prices are given in Euro excl. VAT.  
 - All sizes are indicated in mm.

- For more information on the colours, see flip-out page and page 158.  
 - For more information about the whirlpools, see page 102.

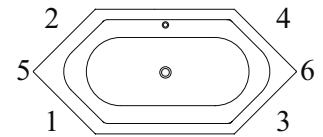
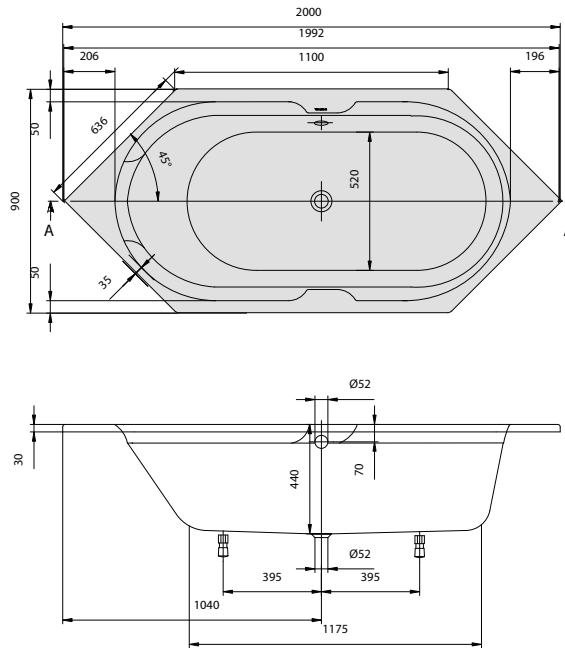
# Wellness price list 2009

## Baths

### Parana

(Hexagonal 2000 x 900)

Set of bath feet is not supplied as standard.  
Requires extended waste/overflow combination.  
In case of corner installation the diagonal dimension is 1414 mm.  
Additional tap holes are not possible for Just Relax!-Systems.



#### Whisper & Ultimate Fitness

##### Technical parts 1

Accessible via: 5- 1 -3 - 6  
Control box: 1  
Rim control: 1  
Receiver: 4  
Multibox open: 5- 1 -3 - 6

#### Whisper & Ultimate Fitness

##### Technical parts 2

Accessible via: 5- 2 -4 - 6  
Control box: 2  
Rim control: 2  
Receiver: 3  
Multibox open: 5- 2 -4 - 6

#### Just Relax!

##### Technical parts

Accessible via: 5- 2 -4 - 6  
Control box: 2  
Rim control: 2

Article number	Name and version	Size l x w	Bottom l x w	Litres incl. 1 pers	Weight kg	Price
BA200PAR6V	Parana	2000 x 900	1180 x 520	155	20	841,-

Accessories for baths:		
Article number	Description	Price
900WSVIL0026	Vilbox bath support, for hexagonal baths, not possible in combination with a whirlpool	372,-
4000000266	Bath feet, plastic, for baths with even bottom, adjustable from 145 à 180 mm	16,-
88820000	Pair of metal feet inclusive wall brackets for baths with even bath bottom, adjustable from 130 to 200 mm	50,-
90950061	Matching waste/overflow combination, chrome plated	152,-
90601061	Overflow Filler (Multiplex Trio), chrome plated	376,-
90602061	Overflow Filler (Multiplex Trio), incl. tube interrupter, chrome plated	636,-
9009060000	Head rest, light blue	127,-

Available whirlpools (prices excl. bath):						
System code	Description	Installation (min.)	Installation (max.)	Height Multibox	Number of jets	Price
WAE	Whisper Airpool™ Electronic	570	610	625	8	1.996,-
WWE	Whisper Whirlpool™ Electronic	610	650	625	8	2.121,-
WCE	Whisper Combipool™ Electronic	610	650	625	16	3.748,-
FAE	Ultimate Fitness Airpool	530	570	625	12	2.348,-
FWE	Ultimate Fitness Whirlpool	565	605	625	16	3.243,-
FCE	Ultimate Fitness Combipool	565	605	625	28	4.707,-
JAP	Just Relax! Airpool	570	610	-	10	1.163,-
JWP	Just Relax! Whirlpool	570	610	-	12	1.396,-
JCP	Just Relax! Combipool	570	610	-	22	2.045,-
JAE	Just Relax! Airpool Electronic	570	610	-	10	1.694,-
JWE	Just Relax! Whirlpool Electronic	570	610	-	12	2.045,-
JCE	Just Relax! Combipool Electronic	570	610	-	22	2.746,-

For explanation of Whisper & Ultimate Fitness whirlpools and options see left-hand flip-out page.  
For explanation of Just Relax! whirlpools and options see right-hand flip-out page.

Whirlpool options (these are bathtub specific options, for the other options see flip-out):								
Description	WAE	WWE	WCE	FAE	FWE	FCE	Just Relax!	Price
10 back & feet jets	-	✓	✓	-	✓	✓	-	1.293,-
Aroma Mist Treatment	✓	✓	✓	✓	✓	✓	-	1.479,-
Multibox	✓	✓	✓	✓	✓	✓	-	1.456,-

- The prices are given in Euro excl. VAT.  
- All sizes are indicated in mm.

- For more information on the colours, see flip-out page and page 158.  
- For more information about the whirlpools, see page 102.

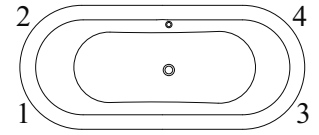
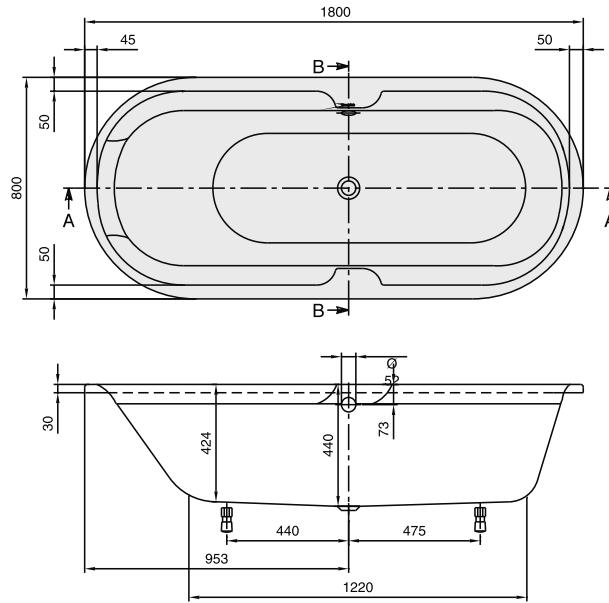
## Wellness price list 2009

### Baths

Set of bath feet is not supplied as standard.  
Requires extended waste/overflow combination.  
Build-in height 550 mm, measured from floor to underside of the bathrim.  
Additional tap holes are not possible for Just Relax!-Systems.

### Parana

(Oval 1800 x 800)



**Whisper & Ultimate Fitness**  
**Technical parts 1**  
Accessible via: 1 - 3  
Control box: 1  
Rim control: 1  
Receiver: 4  
Multibox open: 1 - 3  
Multibox closed: 1 - 2, 2 - 4, 4 - 3

**Whisper & Ultimate Fitness**  
**Technical parts 2**  
Accessible via: 2 - 4  
Control box: 2  
Rim control: 2  
Receiver: 3  
Multibox open: 2 - 4  
Multibox closed: 1 - 2, 1 - 3, 3 - 4

**Just Relax!**  
**Technical parts**  
Accessible via: 2 - 4  
Control box: 2  
Rim control: 2

Article number	Name and version	Size l x w	Bottom l x w	Litres incl. 1 pers	Weight kg	Price
BA180PAR7V	Parana	1800 x 800	1220 x 470	170	20	764,-

Accessories for baths:		
Article number	Description	Price
PSB180PAR7	Bathtub installation set, polystyrene, incl. waste/overflow combination, chrome plated, not possible in combination with a whirlpool	518,-
4000000266	Bath feet, plastic, for baths with even bottom, adjustable from 145 à 180 mm	16,-
88820000	Pair of metal feet inclusive wall brackets for baths with even bath bottom, adjustable from 130 to 200 mm	50,-
90950061	Matching waste/overflow combination, chrome plated	152,-
90601061	Overflow Filler (Multiplex Trio), chrome plated	376,-
90602061	Overflow Filler (Multiplex Trio), incl. tube interrupter, chrome plated	636,-
9009060000	Head rest, light blue	127,-

Available whirlpools (prices excl. bath):						
System code	Description	Installation (min.)	Installation (max.)	Height Multibox	Number of jets	Price
WAE	Whisper Airpool™ Electronic	570	610	625	8	1.996,-
WWE	Whisper Whirlpool™ Electronic	610	650	625	8	2.121,-
WCE	Whisper Combipool™ Electronic	610	650	625	16	3.748,-
FAE	Ultimate Fitness Airpool	530	570	625	12	2.348,-
FWE	Ultimate Fitness Whirlpool	565	605	625	16	3.243,-
FCE	Ultimate Fitness Combipool	565	605	625	28	4.707,-
JAP	Just Relax! Airpool	570	610	-	10	1.163,-
JWP	Just Relax! Whirlpool	570	610	-	12	1.396,-
JCP	Just Relax! Combipool	570	610	-	22	2.045,-
JAE	Just Relax! Airpool Electronic	570	610	-	10	1.694,-
JWE	Just Relax! Whirlpool Electronic	570	610	-	12	2.045,-
JCE	Just Relax! Combipool Electronic	570	610	-	22	2.746,-

For explanation of Whisper & Ultimate Fitness whirlpools and options see left-hand flip-out page.  
For explanation of Just Relax! whirlpools and options see right-hand flip-out page.

Whirlpool options (these are bathtub specific options, for the other options see flip-out):								
Description	WAE	WWE	WCE	FAE	FWE	FCE	Just Relax!	Price
10 back & feet jets	-	✓	✓	-	-	-	-	1.293,-
Aroma Mist Treatment	✓	✓	✓	✓	✓	✓	-	1.479,-
Multibox	✓	✓	✓	✓	✓	✓	-	1.128,-

- The prices are given in Euro excl. VAT.  
- All sizes are indicated in mm.

- For more information on the colours, see flip-out page and page 158.  
- For more information about the whirlpools, see page 102.





## Wellness price list 2009

### Baths

#### Pavia

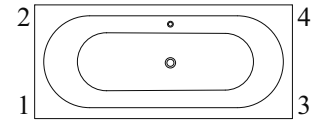
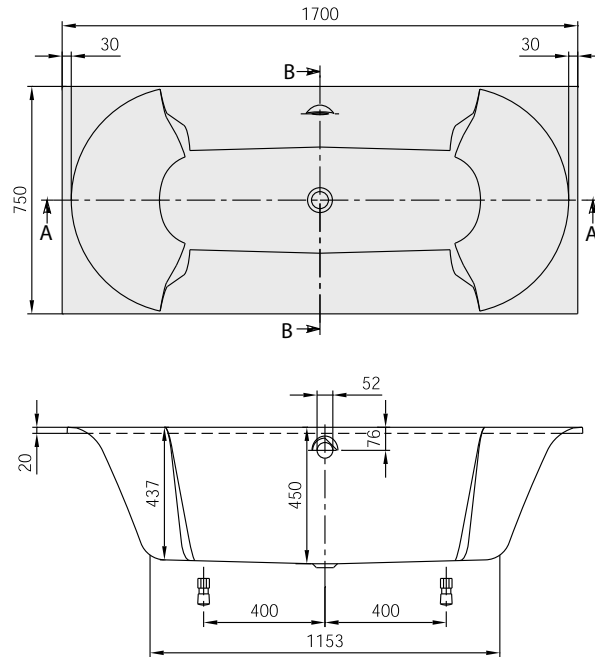
##### Family C-Range

(Rectangular 1700 x 750)

Set of bath feet is supplied as standard (self-adhesive), adjustable from 145 à 180 mm.

Requires extended waste/overflow combination.

Due to the position of the rim-mounted controller, we recommend a Comfort Control in combination with a whirlpool system.



#### Whisper & Ultimate Fitness

##### Technical parts 1

Accessible via: 2 - 4

Control box: 4

Rim control: 4

Receiver: 1 - 3

Multibox open: 2 - 4

Multibox closed: 1 - 2

#### Whisper & Ultimate Fitness

##### Technical parts 2

Accessible via: 2 - 4

Control box: 2

Rim control: 2

Receiver: 1 - 3

Multibox open: 2 - 4

Multibox closed: 3 - 4



Article number	Name and version	Size l x w	Bottom l x w	Litres incl. 1 pers	Weight kg	Price
BQ170PAV2V	Pavia	1700 x 750	1150 x 450	130	37	710,-

#### Accessories for baths:

Article number	Description	Price
900WSVIL0012	Vilbox bath support, for rectangular baths, not possible in combination with a whirlpool	274,-
90950061	Matching waste/overflow combination, chrome plated	152,-
90601061	Overflow Filler (Multiplex Trio), chrome plated	376,-
90602061	Overflow Filler (Multiplex Trio), incl. tube interrupter, chrome plated	636,-

#### Available whirlpools (prices excl. bath):

System code	Description	Installation (min.)	Installation (max.)	Height Multibox	Number of jets	Price
WAE	Whisper Airpool™ Electronic	595	635	625	8	1.996,-
WWE	Whisper Whirlpool™ Electronic	640	680	665	8	2.121,-
WCE	Whisper Combipool™ Electronic	640	680	665	16	3.748,-
FAE	Ultimate Fitness Airpool	560	600	625	12	2.348,-
FWE	Ultimate Fitness Whirlpool	605	645	625	16	3.243,-
FCE	Ultimate Fitness Combipool	605	645	625	28	4.707,-

For explanation of Whisper & Ultimate Fitness whirlpools and options see left-hand flip-out page.

#### Whirlpool options (these are bathtub specific options, for the other options see flip-out):

Description	WAE	WWE	WCE	FAE	FWE	FCE	Price
10 back & feet jets	-	✓	✓	-	✓	✓	1.293,-
Aroma Mist Treatment	✓	✓	✓	✓	✓	✓	1.479,-
Multibox	✓	✓	✓	✓	✓	✓	1.128,-

- The prices are given in Euro excl. VAT.

- All sizes are indicated in mm.

- For more information on the colours, see flip-out page and page 158.

- For more information about the whirlpools, see page 102.

# Wellness price list 2009

## Baths

Set of bath feet is supplied as standard (self-adhesive), adjustable from 145 à 180 mm.

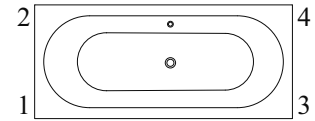
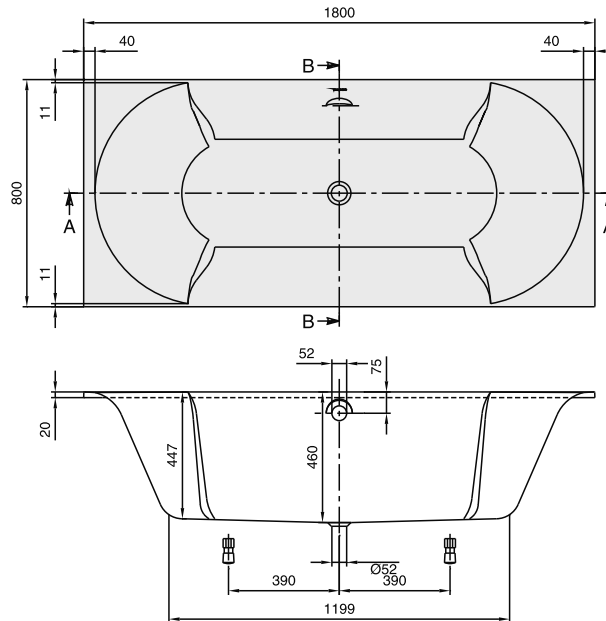
Requires extended waste/overflow combination.

Due to the position of the rim-mounted controller, we recommend a Comfort Control in combination with a whirlpool system.

## Pavia

Family C-Range

(Rectangular 1800 x 800)



### Whisper & Ultimate Fitness

#### Technical parts 1

Accessible via: 2 - 4  
Control box: 4  
Rim control: 4  
Receiver: 1 - 3  
Multibox open: 2 - 4  
Multibox closed: 1 - 2

### Whisper & Ultimate Fitness

#### Technical parts 2

Accessible via: 2 - 4  
Control box: 2  
Rim control: 2  
Receiver: 1 - 3  
Multibox open: 2 - 4  
Multibox closed: 3 - 4



Article number	Name and version	Size l x w	Bottom l x w	Litres incl. 1 pers	Weight kg	Price
BQ180PAV2V	Pavia	1800 x 800	1200 x 470	175	41	899,-

Accessories for baths:		
Article number	Description	Price
900WSVIL0012	Vilbox bath support, for rectangular baths, not possible in combination with a whirlpool	274,-
90950061	Matching waste/overflow combination, chrome plated	152,-
90601061	Overflow Filler (Multiplex Trio), chrome plated	376,-
90602061	Overflow Filler (Multiplex Trio), incl. tube interrupter, chrome plated	636,-

Available whirlpools (prices excl. bath):						
System code	Description	Installation (min.)	Installation (max.)	Height Multibox	Number of jets	Price
WAE	Whisper Airpool™ Electronic	605	645	625	8	1.996,-
WWE	Whisper Whirlpool™ Electronic	650	690	665	8	2.121,-
WCE	Whisper Combipool™ Electronic	650	690	665	16	3.748,-
FAE	Ultimate Fitness Airpool	570	610	625	12	2.348,-
FWE	Ultimate Fitness Whirlpool	615	655	625	16	3.243,-
FCE	Ultimate Fitness Combipool	615	655	625	28	4.707,-

For explanation of Whisper & Ultimate Fitness whirlpools and options see left-hand flip-out page.

Whirlpool options (these are bathtub specific options, for the other options see flip-out):							
Description	WAE	WWE	WCE	FAE	FWE	FCE	Price
10 back & feet jets	-	✓	✓	-	✓	✓	1.293,-
Aroma Mist Treatment	✓	✓	✓	✓	✓	✓	1.479,-
Multibox	✓	✓	✓	✓	✓	✓	1.128,-

- The prices are given in Euro excl. VAT.  
- All sizes are indicated in mm.

- For more information on the colours, see flip-out page and page 158.  
- For more information about the whirlpools, see page 102.

## Wellness price list 2009

### Baths

### Riogrande

Family XXL-Range

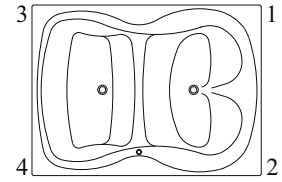
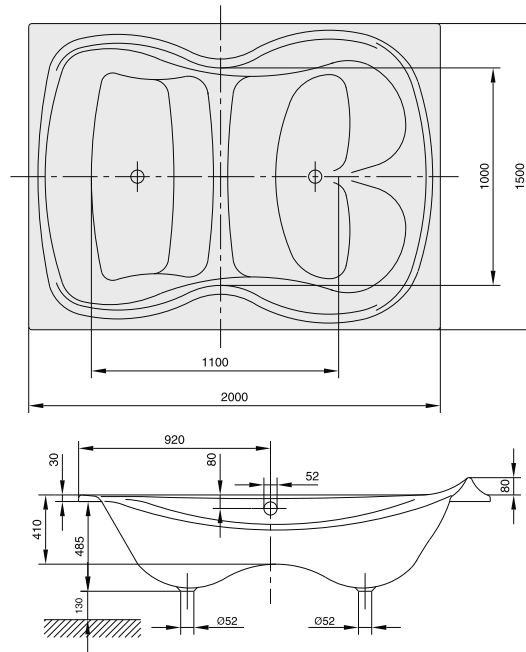
(Special shape 2000 x 1500)

With this bath, the outlet can be positioned as required (position 1-3 or 2-4).

Please indicate position of waste/overflow hole.

In combination with a whirlpool, the overflow is mounted at the side where the technical parts are also accessible.

The back and feet jets are always located on the lying surface that is closest to the rim-mounted controller.



#### Whisper & Ultimate Fitness Technical parts 1

Accessible via: 1 - 3

Control box: 1

Rim control: 1

Receiver: 4

#### Whisper & Ultimate Fitness Technical parts 2

Accessible via: 2 - 4

Control box: 2

Rim control: 2

Receiver: 3

Article number	Name and version	Size l x w	Bottom l x w	Litres incl. 1 pers	Weight kg	Price
BA200RIO9V	Riogrande, incl. feet (pre-fitted)	2000 x 1500	1100 x 1000	425	48	4.646,-

#### Accessories for baths:

Article number	Description	Price
88830000	Pair of metal feet inclusive wall brackets for baths with uneven bath bottom, adjustable from 130 to 200 mm	50,-
99100061	Special waste- and overflow combination, chrome plated	299,-
90601061	Overflow Filler (Multiplex Trio), chrome plated	376,-
90602061	Overflow Filler (Multiplex Trio), incl. tube interrupter, chrome plated	636,-
9009010000	Handgrips, 1 pair = 2 grips	300,-

#### Available whirlpools (prices excl. bath):

System code	Description	Installation (min.)	Installation (max.)	Height Multibox	Number of jets	Price
WAE	Whisper Airpool™ Electronic	675	725	-	16	2.994,-
WWE	Whisper Whirlpool™ Electronic	675	725	-	8	3.182,-
WCE	Whisper Combipool™ Electronic	675	725	-	24	5.622,-
FAE	Ultimate Fitness Airpool	675	725	-	16	3.522,-
FWE	Ultimate Fitness Whirlpool	675	725	-	16	4.865,-
FCE	Ultimate Fitness Combipool	675	725	-	32	7.061,-

For explanation of Whisper & Ultimate Fitness whirlpools and options see left-hand flip-out page.

#### Whirlpool options (these are bathtub specific options, for the other options see flip-out):

Description	WAE	WWE	WCE	FAE	FWE	FCE	Price
10 back & feet jets	-	✓	✓	-	✓	✓	1.293,-
Aroma Mist Treatment	✓	✓	✓	✓	✓	✓	1.479,-
Multibox	-	-	-	-	-	-	-

- The prices are given in Euro excl. VAT.

- All sizes are indicated in mm.

- For more information on the colours, see flip-out page and page 158.

- For more information about the whirlpools, see page 102.

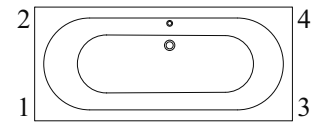
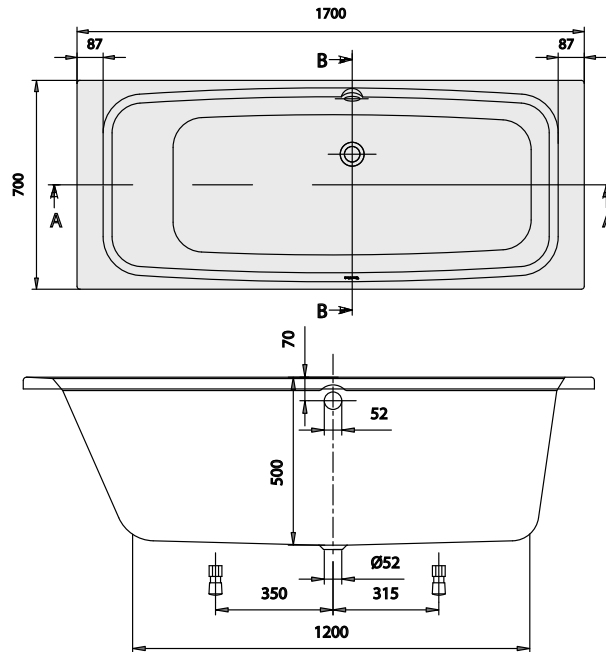
## Wellness price list 2009

### Baths

Set of bath feet is not supplied as standard.  
No whirlpools available for Sentique with 2 end panels.  
The height of the panels is 655 mm.

### Sentique

(Rectangular 1700 x 700)



#### Whisper & Ultimate Fitness

##### Technical parts 1

Accessible via: 1 - 3  
Control box: 1  
Rim control: 1  
Receiver: 4  
Multibox open: 1 - 3  
Multibox closed: 3 - 4

#### Whisper & Ultimate Fitness

##### Technical parts 2

Accessible via: 2 - 4  
Control box: 2  
Rim control: 2  
Receiver: 3  
Multibox open: 2 - 4  
Multibox closed: 3 - 4

Article number	Name and version	Size l x w	Bottom l x w	Litres incl. 1 pers	Weight kg	Price
BA177SEE2V	Sentique	1700 x 700	1200 x 440	155	22	696,-
BA177SEE2PFV	Sentique, incl. front panel, incl. support set				36	1.075,-
BA177SEE2PCV	Sentique, incl. front panel, incl. end panel, incl. support set				38	1.175,-
BA177SEE2PWV	Sentique, incl. front panel, incl. 2 end panels, incl. support set				40	1.275,-

Accessories for baths:		
Article number	Description	Price
900WSVIL0012	Vilbox bath support, for rectangular baths, not possible in combination with a whirlpool	274,-
4000000266	Bath feet, plastic, for baths with even bottom, adjustable from 145 à 180 mm	16,-
88820000	Pair of metal feet inclusive wall brackets for baths with even bath bottom, adjustable from 130 to 200 mm	50,-
90950061	Matching waste/overflow combination, chrome plated	152,-
90601061	Overflow Filler (Multiplex Trio), chrome plated	376,-
90602061	Overflow Filler (Multiplex Trio), incl. tube interrupter, chrome plated	636,-
9009060000	Head rest, light blue	127,-

Available whirlpools (prices excl. bath):						
System code	Description	Installation (min.)	Installation (max.)	Height Multibox	Number of jets	Price
WAE	Whisper Airpool™ Electronic	635	675	665	8	1.996,-
WWE	Whisper Whirlpool™ Electronic	670	710	685	8	2.121,-
WCE	Whisper Combipool™ Electronic	670	710	685	16	3.748,-
FAE	Ultimate Fitness Airpool	580	620	620	12	2.348,-

For explanation of Whisper & Ultimate Fitness whirlpools and options see left-hand flip-out page.

Whirlpool options (these are bathtub specific options, for the other options see flip-out):							
Description	WAE	WWE	WCE	FAE	FWE	FCE	Price
10 back & feet jets	-	-	-	-	-	-	-
Aroma Mist Treatment	-	-	-	-	-	-	-
Multibox	✓	✓	✓	✓	-	-	1.128,-

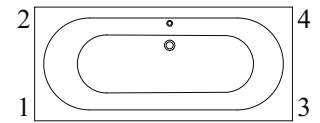
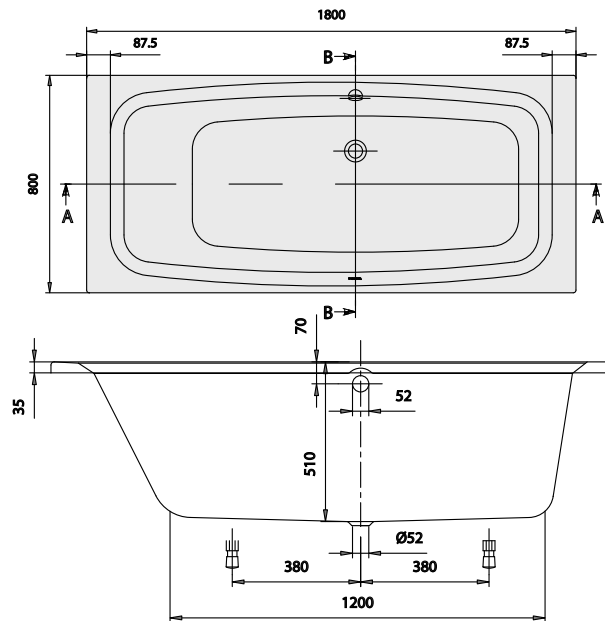
## Wellness price list 2009

### Baths

Set of bath feet is not supplied as standard.  
No whirlpools available for Sentique with 2 end panels.  
The height of the panels is 655 mm.

### Sentique

(Rectangular 1800 x 800)



#### Whisper & Ultimate Fitness

##### Technical parts 1

Accessible via: 1 - 3  
Control box: 1  
Rim control: 1  
Receiver: 4  
Multibox open: 1 - 3  
Multibox closed: 3 - 4

#### Whisper & Ultimate Fitness

##### Technical parts 2

Accessible via: 2 - 4  
Control box: 2  
Rim control: 2  
Receiver: 3  
Multibox open: 2 - 4  
Multibox closed: 3 - 4

Article number	Name and version	Size l x w	Bottom l x w	Litres incl. 1 pers	Weight kg	Price
BA180SEE2V	Sentique	1800 x 800	1200 x 480	197	32	754,-
BA180SEE2PFV	Sentique, incl. front panel, incl. support set				46	1.260,-
BA180SEE2PCV	Sentique, incl. front panel, incl. end panel, incl. support set				48	1.397,-
BA180SEE2PWV	Sentique, incl. front panel, incl. 2 end panels, incl. support set				50	1.497,-

Accessories for baths:		
Article number	Description	Price
900WSVIL0012	Vilbox bath support, for rectangular baths, not possible in combination with a whirlpool	274,-
4000000266	Bath feet, plastic, for baths with even bottom, adjustable from 145 à 180 mm	16,-
88820000	Pair of metal feet inclusive wall brackets for baths with even bath bottom, adjustable from 130 to 200 mm	50,-
90950061	Matching waste/overflow combination, chrome plated	152,-
90601061	Overflow Filler (Multiplex Trio), chrome plated	376,-
90602061	Overflow Filler (Multiplex Trio), incl. tube interrupter, chrome plated	636,-
9009060000	Head rest, light blue	127,-

Available whirlpools (prices excl. bath):						
System code	Description	Installation (min.)	Installation (max.)	Height Multibox	Number of jets	Price
WAE	Whisper Airpool™ Electronic	645	685	665	8	1.996,-
WWE	Whisper Whirlpool™ Electronic	680	720	685	8	2.121,-
WCE	Whisper Combipool™ Electronic	680	720	685	16	3.748,-
FAE	Ultimate Fitness Airpool	590	630	625	12	2.348,-
FWE	Ultimate Fitness Whirlpool	620	660	625	16	3.243,-
FCE	Ultimate Fitness Combipool	620	660	625	28	4.707,-

For explanation of Whisper & Ultimate Fitness whirlpools and options see left-hand flip-out page.

Whirlpool options (these are bathtub specific options, for the other options see flip-out):							
Description	WAE	WWE	WCE	FAE	FWE	FCE	Price
10 back & feet jets	-	-	-	-	-	-	-
Aroma Mist Treatment	-	-	-	-	-	-	-
Multibox	✓	✓	✓	✓	✓	✓	1.128,-

## Wellness price list 2009

### Baths

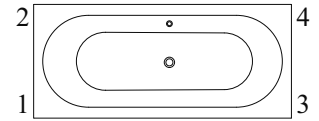
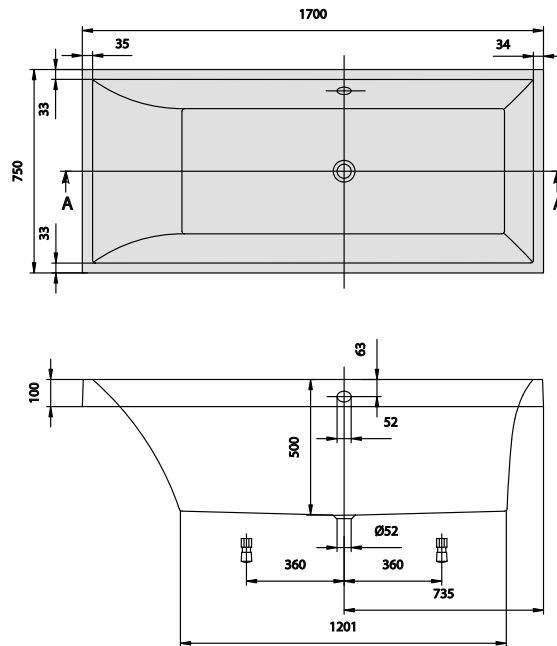
Set of bath feet is supplied as standard (self-adhesive), adjustable from 145 à 180 mm.

### Squaro

(Rectangular 1700 x 750)

Requires extended waste/overflow combination.

Due to the position of the rim-mounted controller, we recommend a Comfort Control in combination with a whirlpool system.



#### Whisper & Ultimate Fitness

##### Technical parts 1

Accessible via: 1 - 3  
Control box: 1  
Rim control: 1  
Receiver: 4  
Multibox open: 1 - 3  
Multibox closed: 3 - 4

#### Whisper & Ultimate Fitness

##### Technical parts 2

Accessible via: 2 - 4  
Control box: 2  
Rim control: 2  
Receiver: 3  
Multibox open: 2 - 4  
Multibox closed: 3 - 4



Article number	Name and version	Size l x w	Bottom l x w	Litres incl. 1 pers	Weight kg	Price
BQ170SQR2V	Squaro	1700 x 750	1200 x 480	195	52	749,-

Accessories for baths:		
Article number	Description	Price
900WSVIL0012	Vilbox bath support, for rectangular baths, not possible in combination with a whirlpool	274,-
90950061	Matching waste/overflow combination, chrome plated	152,-
90601061	Overflow Filler (Multiplex Trio), chrome plated	376,-
90602061	Overflow Filler (Multiplex Trio), incl. tube interrupter, chrome plated	636,-
9009061001	Head rest, black	164,-
9009061000	Head rest, light grey	164,-

Available whirlpools (prices excl. bath):						
System code	Description	Installation (min.)	Installation (max.)	Height Multibox	Number of jets	Price
WAE	Whisper Airpool™ Electronic	580	620	625	8	1.996,-
WWE	Whisper Whirlpool™ Electronic	615	655	625	8	2.121,-
WCE	Whisper Combipool™ Electronic	615	655	625	16	3.748,-
FAE	Ultimate Fitness Airpool	540	580	-	12	2.348,-
FWE	Ultimate Fitness Whirlpool	575	615	-	16	3.243,-
FCE	Ultimate Fitness Combipool	575	615	-	28	4.707,-

For explanation of Whisper & Ultimate Fitness whirlpools and options see left-hand flip-out page.

Whirlpool options (these are bathtub specific options, for the other options see flip-out):							
Description	WAE	WWE	WCE	FAE	FWE	FCE	Price
10 back & feet jets	-	✓	✓	-	-	-	1.293,-
Aroma Mist Treatment	-	-	-	-	-	-	-
Multibox	✓	✓	✓	-	-	-	1.128,-

## Wellness price list 2009

### Baths

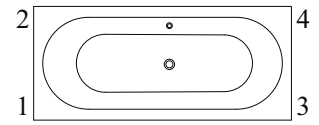
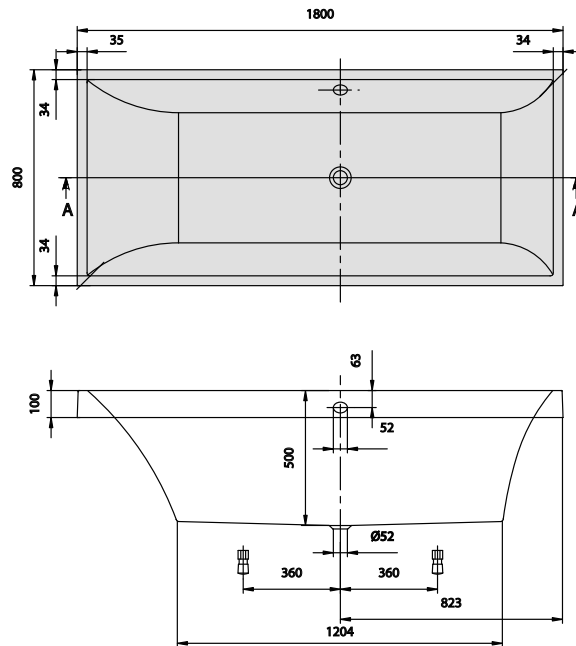
Set of bath feet is supplied as standard (self-adhesive), adjustable from 145 à 180 mm.

### Squaro

(Rectangular 1800 x 800)

Requires extended waste/overflow combination.

Due to the position of the rim-mounted controller, we recommend a Comfort Control in combination with a whirlpool system.



#### Whisper & Ultimate Fitness

##### Technical parts 1

Accessible via: 1 - 3  
Control box: 1  
Rim control: 1  
Receiver: 4  
Multibox open: 1 - 3  
Multibox closed: 3 - 4

#### Whisper & Ultimate Fitness

##### Technical parts 2

Accessible via: 2 - 4  
Control box: 2  
Rim control: 2  
Receiver: 3  
Multibox open: 2 - 4  
Multibox closed: 3 - 4



Article number	Name and version	Size l x w	Bottom l x w	Litres incl. 1 pers	Weight kg	Price
BQ180SQR2V	Squaro	1800 x 800	1200 x 500	215	55	860,-

#### Accessories for baths:

Article number	Description	Price
900WSVIL0012	Vilbox bath support, for rectangular baths, not possible in combination with a whirlpool	274,-
90950061	Matching waste/overflow combination, chrome plated	152,-
90601061	Overflow Filler (Multiplex Trio), chrome plated	376,-
90602061	Overflow Filler (Multiplex Trio), incl. tube interrupter, chrome plated	636,-
9009061001	Head rest, black	164,-
9009061000	Head rest, light grey	164,-

#### Available whirlpools (prices excl. bath):

System code	Description	Installation (min.)	Installation (max.)	Height Multibox	Number of jets	Price
WAE	Whisper Airpool™ Electronic	580	620	625	8	1.996,-
WWE	Whisper Whirlpool™ Electronic	615	655	625	8	2.121,-
WCE	Whisper Combipool™ Electronic	615	655	625	16	3.748,-
FAE	Ultimate Fitness Airpool	540	580	-	12	2.348,-
FWE	Ultimate Fitness Whirlpool	575	615	-	16	3.243,-
FCE	Ultimate Fitness Combipool	575	615	-	28	4.707,-

For explanation of Whisper & Ultimate Fitness whirlpools and options see left-hand flip-out page.

#### Whirlpool options (these are bathtub specific options, for the other options see flip-out):

Description	WAE	WWE	WCE	FAE	FWE	FCE	Price
10 back & feet jets	-	✓	✓	-	✓	✓	1.293,-
Aroma Mist Treatment	-	-	-	-	-	-	-
Multibox	✓	✓	✓	-	-	-	1.128,-

- The prices are given in Euro excl. VAT.

- All sizes are indicated in mm.

- For more information on the colours, see flip-out page and page 158.

- For more information about the whirlpools, see page 102.



## Wellness price list 2009

### Baths

Set of bath feet is supplied as standard (self-adhesive), adjustable from 145 à 180 mm.

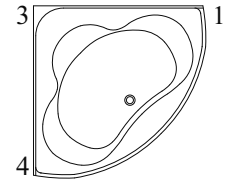
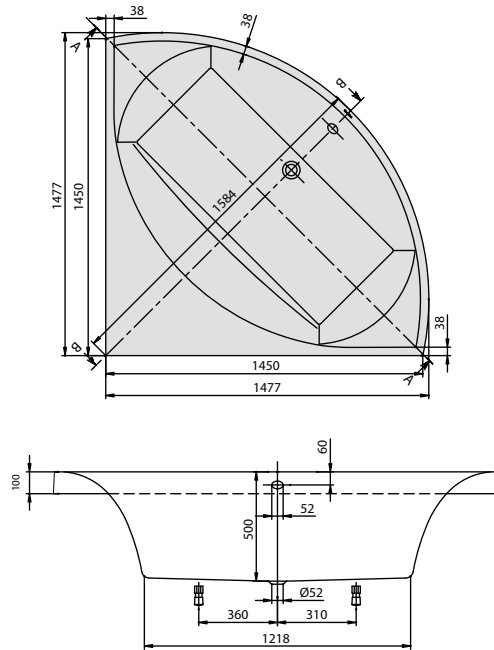
Requires extended waste/overflow combination.

The height of the panel is 610 mm.

Due to the position of the rim-mounted controller, we recommend a Comfort Control in combination with a whirlpool system.

### Squaro

(Corner 1450 x 1450)



#### Whisper & Ultimate Fitness

##### Technical parts 1

Accessible via: 1 - 4

Control box: 1

Rim control: 1

Receiver: 3

Multibox open: 1 - 4

#### Whisper & Ultimate Fitness

##### Technical parts 2

Accessible via: 1 - 4

Control box: 4

Rim control: 4

Receiver: 3

Multibox open: 1 - 4



Article number	Name and version	Size l x w	Bottom lxw	Litres incl. 1 pers	Weight kg	Price
BQ145SQR3V	Squaro	1450 x 1450	1200 x 500	240	88	1.755,-
BQ145SQR3PFV	Squaro, incl. separate panel, incl. support set					2.249,-
BQ145SQR3PBV	Squaro, incl. panel (separate), glossy black, incl. support set					3.064,-
BQ145SQR3PGV	Squaro, incl. panel (separate), grey metallic, incl. support set					3.064,-

#### Accessories for baths:

Article number	Description	Price
90950061	Matching waste/overflow combination, chrome plated	152,-
90601061	Overflow Filler (Multiplex Trio), chrome plated	376,-
90602061	Overflow Filler (Multiplex Trio), incl. tube interrupter, chrome plated	636,-

#### Available whirlpools (prices excl. bath):

System code	Description	Installation (min.)	Installation (max.)	Height Multibox	Number of jets	Price
WAE	Whisper Airpool™ Electronic	580	620	625	8	1.996,-
WWE	Whisper Whirlpool™ Electronic	615	655	625	8	2.121,-
WCE	Whisper Combipool™ Electronic	615	655	625	16	3.748,-
FAE	Ultimate Fitness Airpool	540	580	-	12	2.348,-
FWE	Ultimate Fitness Whirlpool	575	615	-	16	3.243,-
FCE	Ultimate Fitness Combipool	575	615	-	28	4.707,-

For explanation of Whisper & Ultimate Fitness whirlpools and options see left-hand flip-out page.

#### Whirlpool options (these are bathtub specific options, for the other options see flip-out):

Description	WAE	WWE	WCE	FAE	FWE	FCE	Price
10 back & feet jets	-	-	-	-	-	-	-
Aroma Mist Treatment	-	-	-	-	-	-	-
Multibox	✓	✓	✓	-	-	-	1.456,-

- The prices are given in Euro excl. VAT.

- All sizes are indicated in mm.

- For more information on the colours, see flip-out page and page 158.

- For more information about the whirlpools, see page 102.



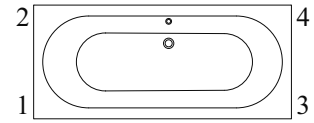
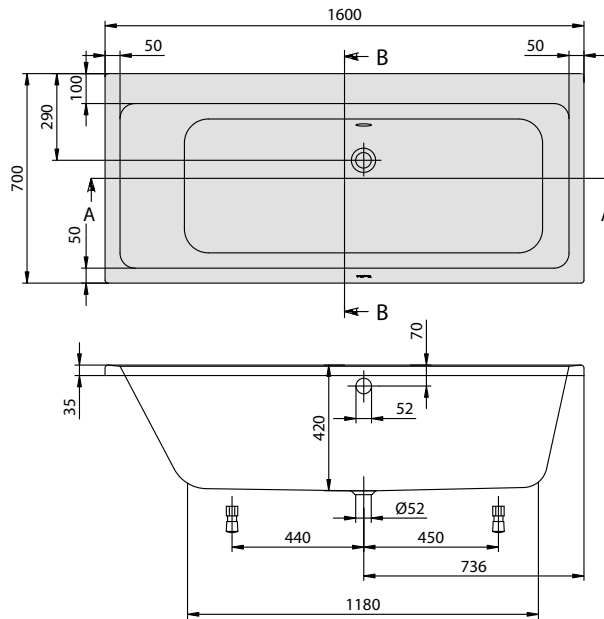
# Wellness price list 2009

## Baths

Set of bath feet is not supplied as standard.  
Additional tap holes are not possible for Just Relax!-Systems.

### Subway

(Rectangular 1600 x 700)



**Just Relax!**  
**Technical parts**  
Accessible via: 2 - 4  
Control box: 2  
Rim control: 2

Article number	Name and version	Size l x w	Bottom l x w	Litres incl. 1 pers	Weight kg	Price
BA167SUB2V	Subway	1600 x 700	1200 x 440	125	20	579,-

Accessories for baths:		
Article number	Description	Price
900WSVIL0012	Vilbox bath support, for rectangular baths, not possible in combination with a whirlpool	274,-
88820000	Pair of metal feet inclusive wall brackets for baths with even bath bottom, adjustable from 130 to 200 mm	50,-
4000000266	Bath feet, plastic, for baths with even bottom, adjustable from 145 à 180 mm	16,-
90950061	Matching waste/overflow combination, chrome plated	152,-
90601061	Overflow Filler (Multiplex Trio), chrome plated	376,-
90602061	Overflow Filler (Multiplex Trio), incl. tube interrupter, chrome plated	636,-
9009060000	Head rest, light blue	127,-

Available whirlpools (prices excl. bath):						
System code	Description	Installation (min.)	Installation (max.)	Height Multibox	Number of jets	Price
JAP	Just Relax! Airpool	550	590	-	10	1.163,-
JWP	Just Relax! Whirlpool	550	590	-	12	1.396,-
JCP	Just Relax! Combipool	550	590	-	22	2.045,-
JAЕ	Just Relax! Airpool Electronic	550	590	-	10	1.694,-
JWE	Just Relax! Whirlpool Electronic	550	590	-	12	2.045,-
JCE	Just Relax! Combipool Electronic	550	590	-	22	2.746,-

For explanation of Just Relax! whirlpools and options see right-hand flip-out page.

Whirlpool options (these are bathtub specific options, for the other options see flip-out):								
Description	WAE	WWE	WCE	FAE	FWE	FCE	Just Relax!	Price
10 back & feet jets	-	-	-	-	-	-	-	-
Aroma Mist Treatment	-	-	-	-	-	-	-	-
Multibox	-	-	-	-	-	-	-	-

- The prices are given in Euro excl. VAT.  
- All sizes are indicated in mm.

- For more information on the colours, see flip-out page and page 158.  
- For more information about the whirlpools, see page 102.

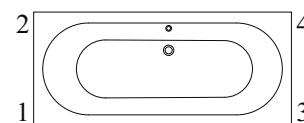
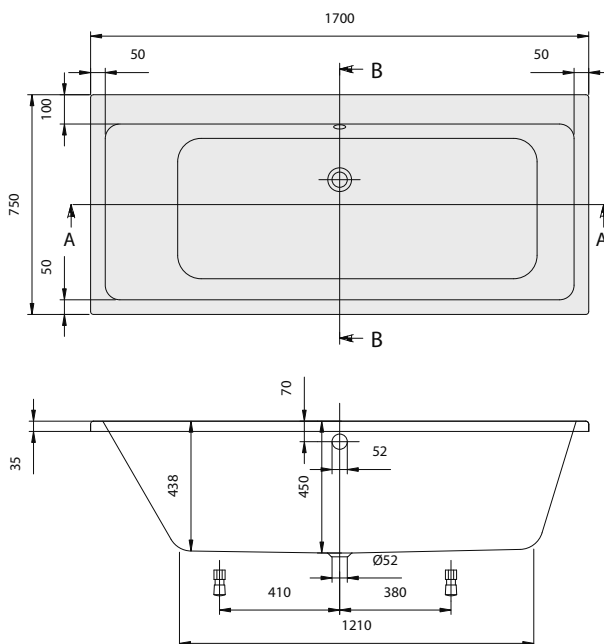
# Wellness price list 2009

## Baths

Set of bath feet is not supplied as standard.  
Additional tap holes are not possible for Just Relax!-Systems.

### Subway

(Rectangular 1700 x 750)



**Whisper & Ultimate Fitness  
Technical parts 1**  
Accessible via: 1 - 3  
Control box: 1  
Rim control: 2  
Receiver: 4  
Multibox open: 1 - 3  
Multibox closed: 3 - 4

**Whisper & Ultimate Fitness  
Technical parts 2**  
Accessible via: 2 - 4  
Control box: 2  
Rim control: 2  
Receiver: 4  
Multibox open: 2 - 4  
Multibox closed: 3 - 4

**Just Relax!  
Technical parts**  
Accessible via: 2 - 4  
Control box: 2  
Rim control: 2

Article number	Name and version	Size l x w	Bottom l x w	Litres incl. 1 pers	Weight kg	Price
BA170SUB2V	Subway	1700 x 750	1210 x 470	160	26	717,-

Accessories for baths:		
Article number	Description	Price
900WSVIL0012	Vilbox bath support, for rectangular baths, not possible in combination with a whirlpool	274,-
4000000266	Bath feet, plastic, for baths with even bottom, adjustable from 145 à 180 mm	16,-
88820000	Pair of metal feet inclusive wall brackets for baths with even bath bottom, adjustable from 130 to 200 mm	50,-
90950061	Matching waste/overflow combination, chrome plated	152,-
90601061	Overflow Filler (Multiplex Trio), chrome plated	376,-
90602061	Overflow Filler (Multiplex Trio), incl. tube interrupter, chrome plated	636,-
9009060000	Head rest, light blue	127,-

Available whirlpools (prices excl. bath):						
System code	Description	Installation (min.)	Installation (max.)	Height Multibox	Number of jets	Price
WAE	Whisper Airpool™ Electronic	600	640	625	8	1.996,-
WWE	Whisper Whirlpool™ Electronic	635	675	665	8	2.121,-
WCE	Whisper Combipool™ Electronic	635	675	665	16	3.748,-
FAE	Ultimate Fitness Airpool	540	580	625	12	2.348,-
JAP	Just Relax! Airpool	580	620	-	10	1.163,-
JWP	Just Relax! Whirlpool	580	620	-	12	1.396,-
JCP	Just Relax! Combipool	580	620	-	22	2.045,-
JAE	Just Relax! Airpool Electronic	580	620	-	10	1.694,-
JWE	Just Relax! Whirlpool Electronic	580	620	-	12	2.045,-
JCE	Just Relax! Combipool Electronic	580	620	-	22	2.746,-

For explanation of Whisper & Ultimate Fitness whirlpools and options see left-hand flip-out page.  
For explanation of Just Relax! whirlpools and options see right-hand flip-out page.

Whirlpool options (these are bathtub specific options, for the other options see flip-out):								
Description	WAE	WWE	WCE	FAE	FWE	FCE	Just Relax!	Price
10 back & feet jets	-	-	-	-	-	-	-	-
Aroma Mist Treatment	-	-	-	-	-	-	-	-
Multibox	✓	✓	✓	✓	-	-	-	1.128,-

- The prices are given in Euro excl. VAT.  
- All sizes are indicated in mm.

- For more information on the colours, see flip-out page and page 158.  
- For more information about the whirlpools, see page 102.

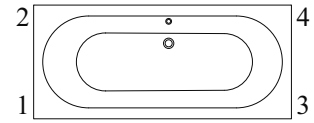
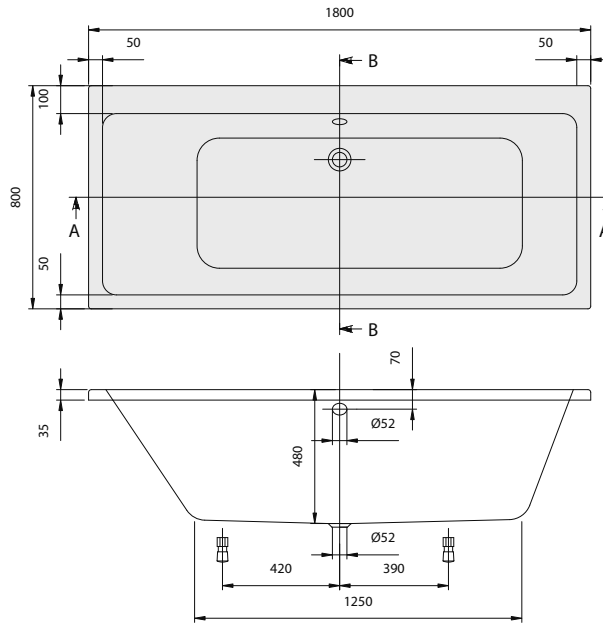
# Wellness price list 2009

## Baths

Set of bath feet is not supplied as standard.  
Additional tap holes are not possible for Just Relax!-Systems.

### Subway

(Rectangular 1800 x 800)



#### Whisper & Ultimate Fitness

##### Technical parts 1

Accessible via: 1 - 3  
Control box: 1  
Rim control: 2  
Receiver: 4  
Multibox open: 1 - 3  
Multibox closed: 3 - 4

#### Whisper & Ultimate Fitness

##### Technical parts 2

Accessible via: 2 - 4  
Control box: 2  
Rim control: 2  
Receiver: 4  
Multibox open: 2 - 4  
Multibox closed: 3 - 4

#### Just Relax!

##### Technical parts

Accessible via: 2 - 4  
Control box: 2  
Rim control: 2

Article number	Name and version	Size l x w	Bottom l x w	Litres incl. 1 pers	Weight kg	Price
BA180SUB2V	Subway	1800 x 800	1250 x 490	180	32	777,-

Accessories for baths:		
Article number	Description	Price
900WSVIL0012	Vilbox bath support, for rectangular baths, not possible in combination with a whirlpool	274,-
4000000266	Bath feet, plastic, for baths with even bottom, adjustable from 145 à 180 mm	16,-
88820000	Pair of metal feet inclusive wall brackets for baths with even bath bottom, adjustable from 130 to 200 mm	50,-
90950061	Matching waste/overflow combination, chrome plated	152,-
90601061	Overflow Filler (Multiplex Trio), chrome plated	376,-
90602061	Overflow Filler (Multiplex Trio), incl. tube interrupter, chrome plated	636,-
9009060000	Head rest, light blue	127,-

Available whirlpools (prices excl. bath):						
System code	Description	Installation (min.)	Installation (max.)	Height Multibox	Number of jets	Price
WAE	Whisper Airpool™ Electronic	630	670	665	8	1.996,-
WWE	Whisper Whirlpool™ Electronic	665	705	665	8	2.121,-
WCE	Whisper Combipool™ Electronic	665	705	665	16	3.748,-
FAE	Ultimate Fitness Airpool	570	610	625	12	2.348,-
FWE	Ultimate Fitness Whirlpool	635	675	665	16	3.243,-
FCE	Ultimate Fitness Combipool	635	675	665	28	4.707,-
JAP	Just Relax! Airpool	610	650	-	10	1.163,-
JWP	Just Relax! Whirlpool	610	650	-	12	1.396,-
JCP	Just Relax! Combipool	610	650	-	22	2.045,-
JAE	Just Relax! Airpool Electronic	610	650	-	10	1.694,-
JWE	Just Relax! Whirlpool Electronic	610	650	-	12	2.045,-
JCE	Just Relax! Combipool Electronic	610	650	-	22	2.746,-

For explanation of Whisper & Ultimate Fitness whirlpools and options see left-hand flip-out page.

For explanation of Just Relax! whirlpools and options see right-hand flip-out page.

Whirlpool options (these are bathtub specific options, for the other options see flip-out):								
Description	WAE	WWE	WCE	FAE	FWE	FCE	Just Relax!	Price
10 back & feet jets	-	✓	✓	-	✓	✓	-	1.293,-
Aroma Mist Treatment	✓	✓	✓	✓	✓	✓	-	1.479,-
Multibox	✓	✓	✓	✓	✓	✓	-	1.128,-

- The prices are given in Euro excl. VAT.  
- All sizes are indicated in mm.

- For more information on the colours, see flip-out page and page 158.  
- For more information about the whirlpools, see page 102.

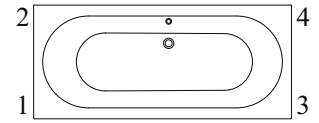
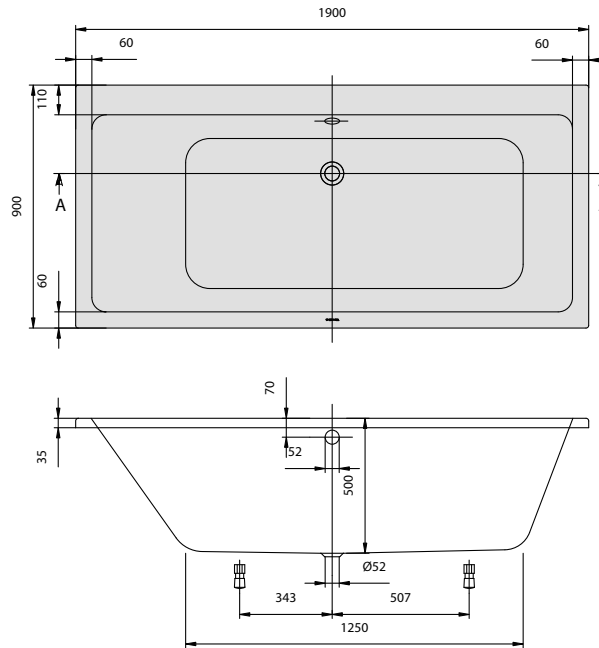
# Wellness price list 2009

## Baths

Set of bath feet is not supplied as standard.  
Additional tap holes are not possible for Just Relax!-Systems.

### Subway

(Rectangular 1900 x 900)



#### Whisper & Ultimate Fitness

##### Technical parts 1

Accessible via: 1 - 3  
Control box: 1  
Rim control: 2  
Receiver: 4  
Multibox open: 1 - 3  
Multibox closed: 3 - 4

#### Whisper & Ultimate Fitness

##### Technical parts 2

Accessible via: 2 - 4  
Control box: 2  
Rim control: 2  
Receiver: 4  
Multibox open: 2 - 4  
Multibox closed: 3 - 4

#### Just Relax!

##### Technical parts

Accessible via: 2 - 4  
Control box: 2  
Rim control: 2

Article number	Name and version	Size l x w	Bottom l x w	Litres incl. 1 pers	Weight kg	Price
BA199SUB2V	Subway	1900 x 900	1250 x 530	230	28	837,-

#### Accessories for baths:

Article number	Description	Price
900WSVIL0012	Vilbox bath support, for rectangular baths, not possible in combination with a whirlpool	274,-
4000000266	Bath feet, plastic, for baths with even bottom, adjustable from 145 à 180 mm	16,-
88820000	Pair of metal feet inclusive wall brackets for baths with even bath bottom, adjustable from 130 to 200 mm	50,-
90950061	Matching waste/overflow combination, chrome plated	152,-
90601061	Overflow Filler (Multiplex Trio), chrome plated	376,-
90602061	Overflow Filler (Multiplex Trio), incl. tube interrupter, chrome plated	636,-
9009060000	Head rest, light blue	127,-

#### Available whirlpools (prices excl. bath):

System code	Description	Installation (min.)	Installation (max.)	Height Multibox	Number of jets	Price
WAE	Whisper Airpool™ Electronic	650	690	665	8	1.996,-
WWE	Whisper Whirlpool™ Electronic	685	725	685	8	2.121,-
WCE	Whisper Combipool™ Electronic	685	725	685	16	3.748,-
FAE	Ultimate Fitness Airpool	590	630	625	12	2.348,-
FWE	Ultimate Fitness Whirlpool	655	695	665	16	3.243,-
FCE	Ultimate Fitness Combipool	655	695	665	28	4.707,-
JAP	Just Relax! Airpool	630	670	-	10	1.163,-
JWP	Just Relax! Whirlpool	630	670	-	12	1.396,-
JCP	Just Relax! Combipool	630	670	-	22	2.045,-
JAE	Just Relax! Airpool Electronic	630	670	-	10	1.694,-
JWE	Just Relax! Whirlpool Electronic	630	670	-	12	2.045,-
JCE	Just Relax! Combipool Electronic	630	670	-	22	2.746,-

For explanation of Whisper & Ultimate Fitness whirlpools and options see left-hand flip-out page.

For explanation of Just Relax! whirlpools and options see right-hand flip-out page.

#### Whirlpool options (these are bathtub specific options, for the other options see flip-out):

Description	WAE	WWE	WCE	FAE	FWE	FCE	Just Relax!	Price
10 back & feet jets	-	✓	✓	-	✓	✓	-	1.293,-
Aroma Mist Treatment	✓	✓	✓	✓	✓	✓	-	1.479,-
Multibox	✓	✓	✓	✓	✓	✓	-	1.128,-

- The prices are given in Euro excl. VAT.

- All sizes are indicated in mm.

- For more information on the colours, see flip-out page and page 158.

- For more information about the whirlpools, see page 102.

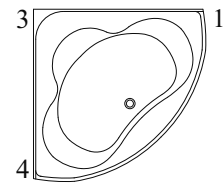
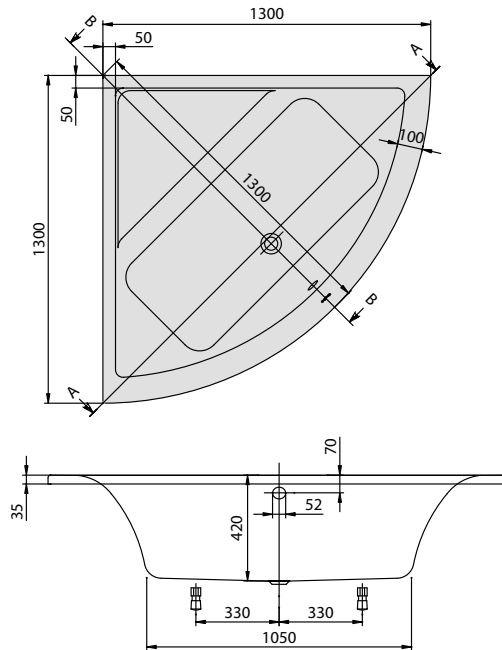

# Wellness price list 2009

## Baths

Set of bath feet is not supplied as standard.  
 Bath not available with panel in combination with Just Relax! systems.  
 Additional tap holes are not possible for Just Relax!-Systems.  
 The height of the panel is 610 mm.

### Subway

(Corner 1300 x 1300)



#### Whisper & Ultimate Fitness

**Technical parts 1**  
 Accessible via: 1 - 4  
 Control box: 1  
 Rim control: 1  
 Receiver: 4  
 Multibox open: 1 - 4

#### Whisper & Ultimate Fitness

**Technical parts 2**  
 Accessible via: 1 - 4  
 Control box: 4  
 Rim control: 4  
 Receiver: 1  
 Multibox open: 1 - 4

#### Just Relax!

**Technical parts**  
 Accessible via: 1 - 4  
 Control box: 1  
 Rim control: 1

Article number	Name and version	Size l x w	Bottom l x w	Litres incl. 1 pers	Weight kg	Price
BA130SUB3V	Subway	1300 x 1300	1050 x 460	150	22	<b>1.044,-</b>
BA130SUB3PFV	Subway, incl. front panel, incl. support set				45	<b>1.632,-</b>

Accessories for baths:		
Article number	Description	Price
4000000266	Bath feet, plastic, for baths with even bottom, adjustable from 145 à 180 mm	16,-
88820000	Pair of metal feet inclusive wall brackets for baths with even bath bottom, adjustable from 130 to 200 mm	50,-
90950061	Matching waste/overflow combination, chrome plated	152,-
90601061	Overflow Filler (Multiplex Trio), chrome plated	376,-
90602061	Overflow Filler (Multiplex Trio), incl. tube interrupter, chrome plated	636,-

Available whirlpools (prices excl. bath):						
System code	Description	Installation (min.)	Installation (max.)	Height Multibox	Number of jets	Price
WAE	Whisper Airpool™ Electronic	570	610	625	8	1.996,-
WWE	Whisper Whirlpool™ Electronic	605	645	625	8	2.121,-
WCE	Whisper Combipool™ Electronic	605	645	625	16	3.748,-
FAE	Ultimate Fitness Airpool	520	560	625	12	2.348,-
FWE	Ultimate Fitness Whirlpool	575	615	625	16	3.243,-
FCE	Ultimate Fitness Combipool	575	615	625	28	4.707,-
JAP	Just Relax! Airpool	550	590	-	10	1.163,-
JWP	Just Relax! Whirlpool	550	590	-	12	1.396,-
JCP	Just Relax! Combipool	550	590	-	22	2.045,-
JAE	Just Relax! Airpool Electronic	550	590	-	10	1.694,-
JWE	Just Relax! Whirlpool Electronic	550	590	-	12	2.045,-
JCE	Just Relax! Combipool Electronic	550	590	-	22	2.746,-

For explanation of Whisper & Ultimate Fitness whirlpools and options see left-hand flip-out page.  
 For explanation of Just Relax! whirlpools and options see right-hand flip-out page.

Whirlpool options (these are bathtub specific options, for the other options see flip-out):								
Description	WAE	WWE	WCE	FAE	FWE	FCE	Just Relax!	Price
10 back & feet jets	-	-	-	-	-	-	-	-
Aroma Mist Treatment	-	-	-	-	-	-	-	-
Multibox	✓	✓	✓	✓	✓	✓	-	1.456,-

- The prices are given in Euro excl. VAT.  
 - All sizes are indicated in mm.

- For more information on the colours, see flip-out page and page 158.  
 - For more information about the whirlpools, see page 102.

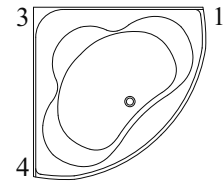
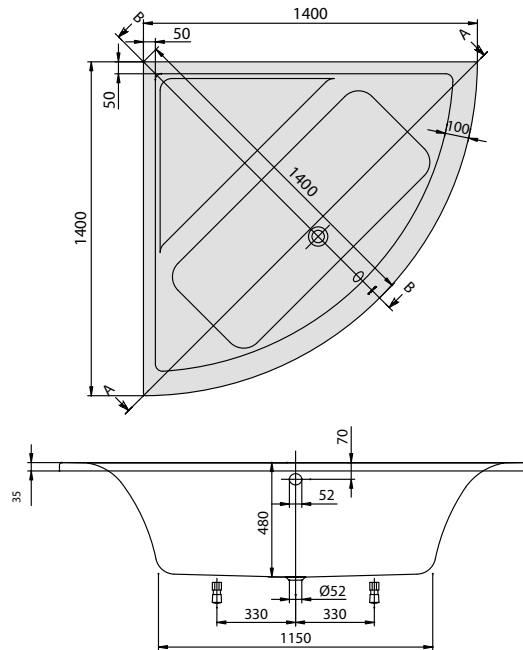

# Wellness price list 2009

## Baths

Set of bath feet is not supplied as standard.  
 Bath not available with panel in combination with Just Relax! systems.  
 Additional tap holes are not possible for Just Relax!-Systems.  
 The height of the panel is 655 mm.

### Subway

(Corner 1400 x 1400)



#### Whisper & Ultimate Fitness

**Technical parts 1**  
 Accessible via: 1 - 4  
 Control box: 1  
 Rim control: 1  
 Receiver: 4  
 Multibox open: 1 - 4

#### Whisper & Ultimate Fitness

**Technical parts 2**  
 Accessible via: 1 - 4  
 Control box: 4  
 Rim control: 4  
 Receiver: 1  
 Multibox open: 1 - 4

#### Just Relax!

**Technical parts**  
 Accessible via: 1 - 4  
 Control box: 1  
 Rim control: 1

Article number	Name and version	Size l x w	Bottom l x w	Litres incl. 1 pers	Weight kg	Price
BA140SUB3V	Subway	1400 x 1400	1150 x 420	165	26	1.142,-
BA140SUB3PFV	Subway, incl. front panel, incl. support set				49	1.778,-

Accessories for baths:		
Article number	Description	Price
4000000266	Bath feet, plastic, for baths with even bottom, adjustable from 145 à 180 mm	16,-
88820000	Pair of metal feet inclusive wall brackets for baths with even bath bottom, adjustable from 130 to 200 mm	50,-
90950061	Matching waste/overflow combination, chrome plated	152,-
90601061	Overflow Filler (Multiplex Trio), chrome plated	376,-
90602061	Overflow Filler (Multiplex Trio), incl. tube interrupter, chrome plated	636,-

Available whirlpools (prices excl. bath):						
System code	Description	Installation (min.)	Installation (max.)	Height Multibox	Number of jets	Price
WAE	Whisper Airpool™ Electronic	630	670	665	8	1.996,-
WWE	Whisper Whirlpool™ Electronic	665	705	665	8	2.121,-
WCE	Whisper Combipool™ Electronic	665	705	665	16	3.748,-
FAE	Ultimate Fitness Airpool	570	610	625	12	2.348,-
FWE	Ultimate Fitness Whirlpool	625	675	625	16	3.243,-
FCE	Ultimate Fitness Combipool	625	675	625	28	4.707,-
JAP	Just Relax! Airpool	610	650	-	10	1.163,-
JWP	Just Relax! Whirlpool	610	650	-	12	1.396,-
JCP	Just Relax! Combipool	610	650	-	22	2.045,-
JAE	Just Relax! Airpool Electronic	610	650	-	10	1.694,-
JWE	Just Relax! Whirlpool Electronic	610	650	-	12	2.045,-
JCE	Just Relax! Combipool Electronic	610	650	-	22	2.746,-

For explanation of Whisper & Ultimate Fitness whirlpools and options see left-hand flip-out page.  
 For explanation of Just Relax! whirlpools and options see right-hand flip-out page.

Whirlpool options (these are bathtub specific options, for the other options see flip-out):								
Description	WAE	WWE	WCE	FAE	FWE	FCE	Just Relax!	Price
10 back & feet jets	-	-	-	-	-	-	-	-
Aroma Mist Treatment	✓	✓	✓	✓	✓	✓	-	1.479,-
Multibox	✓	✓	✓	✓	✓	✓	-	1.456,-

- The prices are given in Euro excl. VAT.  
 - All sizes are indicated in mm.

- For more information on the colours, see flip-out page and page 158.  
 - For more information about the whirlpools, see page 102.



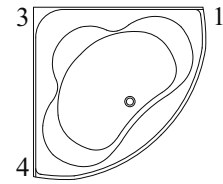
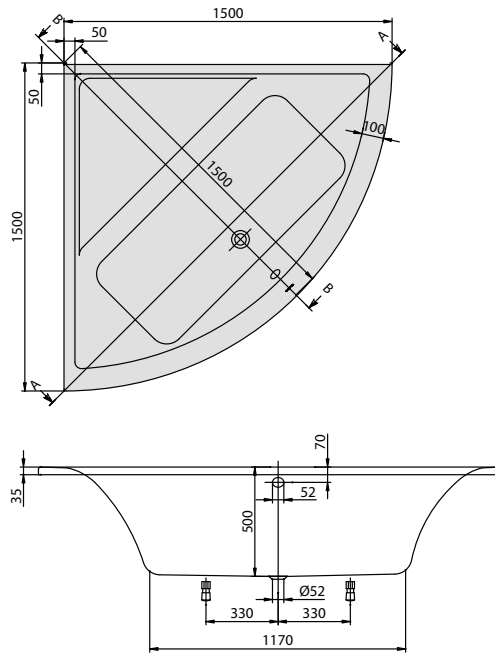
## Wellness price list 2009

### Baths

Set of bath feet is not supplied as standard.  
 Bath not available with panel in combination with Just Relax! systems.  
 Additional tap holes are not possible for Just Relax!-Systems.  
 The height of the panel is 655 mm

### Subway

(Corner 1500 x 1500)



#### Whisper & Ultimate Fitness

##### Technical parts 1

Accessible via: 1 - 4  
 Control box: 1  
 Rim control: 1  
 Receiver: 4  
 Multibox open: 1 - 4

#### Whisper & Ultimate Fitness

##### Technical parts 2

Accessible via: 1 - 4  
 Control box: 4  
 Rim control: 4  
 Receiver: 1  
 Multibox open: 1 - 4

#### Just Relax!

##### Technical parts

Accessible via: 1 - 4  
 Control box: 1  
 Rim control: 1

Article number	Name and version	Size l x w	Bottom l x w	Litres incl. 1 pers	Weight kg	Price
BA150SUB3V	Subway	1500 x 1500	1170 x 476	180	30	1.209,-
BA150SUB3PFV	Subway, incl. front panel, incl. support set				54	1.889,-

#### Accessories for baths:

Article number	Description	Price
4000000266	Bath feet, plastic, for baths with even bottom, adjustable from 145 à 180 mm	16,-
88820000	Pair of metal feet inclusive wall brackets for baths with even bath bottom, adjustable from 130 to 200 mm	50,-
90950061	Matching waste/overflow combination, chrome plated	152,-
90601061	Overflow Filler (Multiplex Trio), chrome plated	376,-
90602061	Overflow Filler (Multiplex Trio), incl. tube interrupter, chrome plated	636,-

#### Available whirlpools (prices excl. bath):

System code	Description	Installation (min.)	Installation (max.)	Height Multibox	Number of jets	Price
WAE	Whisper Airpool™ Electronic	650	690	665	8	1.996,-
WWE	Whisper Whirlpool™ Electronic	685	725	685	8	2.121,-
WCE	Whisper Combipool™ Electronic	685	725	685	16	3.748,-
FAE	Ultimate Fitness Airpool	590	630	625	12	2.348,-
FWE	Ultimate Fitness Whirlpool	655	695	665	16	3.243,-
FCE	Ultimate Fitness Combipool	655	695	665	28	4.707,-
JAP	Just Relax! Airpool	630	670	-	10	1.163,-
JWP	Just Relax! Whirlpool	630	670	-	12	1.396,-
JCP	Just Relax! Combipool	630	670	-	22	2.045,-
JAE	Just Relax! Airpool Electronic	630	670	-	10	1.694,-
JWE	Just Relax! Whirlpool Electronic	630	670	-	12	2.045,-
JCE	Just Relax! Combipool Electronic	630	670	-	22	2.746,-

For explanation of Whisper & Ultimate Fitness whirlpools and options see left-hand flip-out page.

For explanation of Just Relax! whirlpools and options see right-hand flip-out page.

#### Whirlpool options (these are bathtub specific options, for the other options see flip-out):

Description	WAE	WWE	WCE	FAE	FWE	FCE	Just Relax!	Price
10 back & feet jets	-	✓	✓	-	-	-	-	1.293,-
Aroma Mist Treatment	✓	✓	✓	✓	✓	✓	-	1.479,-
Multibox	✓	✓	✓	✓	✓	✓	-	1.456,-

- The prices are given in Euro excl. VAT.  
 - All sizes are indicated in mm.

- For more information on the colours, see flip-out page and page 158.  
 - For more information about the whirlpools, see page 102.

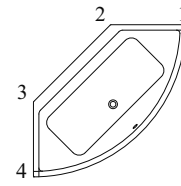
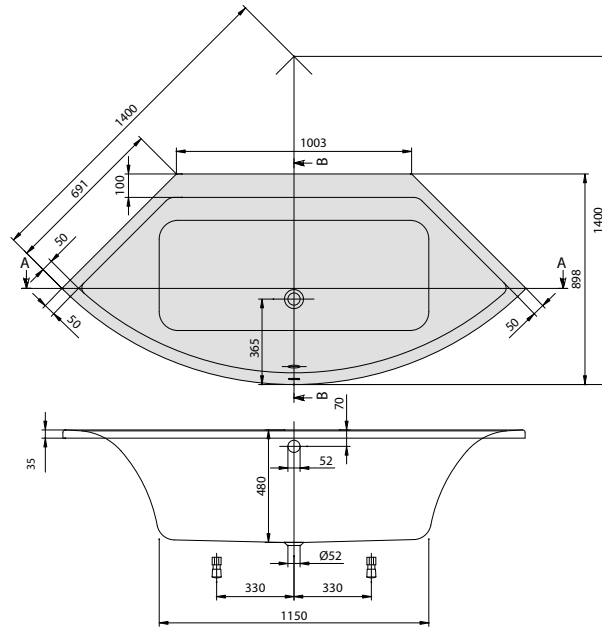
## Wellness price list 2009

### Baths

#### Subway

(Special shape 1400 x 1400)

Set of bath feet is not supplied as standard.  
Bath not available with panel in combination with Just Relax! systems.  
Additional tap holes are not possible for Just Relax!-Systems.  
The height of the panel is 655 mm.



#### Whisper & Ultimate Fitness

##### Technical parts 1

Accessible via: 1 - 4  
Control box: 1  
Rim control: 1  
Receiver: 4  
Multibox open: 1 - 4

#### Whisper & Ultimate Fitness

##### Technical parts 2

Accessible via: 1 - 4  
Control box: 4  
Rim control: 4  
Receiver: 1  
Multibox open: 1 - 4

#### Just Relax!

##### Technical parts

Accessible via: 1 - 4  
Control box: 1  
Rim control: 1

Article number	Name and version	Size l x w	Bottom l x w	Litres incl. 1 pers	Weight kg	Price
BA140SUB9V	Subway	1400 x 1400	1150 x 471	150	23	1.142,-
BA140SUB9PFV	Subway, incl. front panel, incl. support set				47	1.778,-

#### Accessories for baths:

Article number	Description	Price
4000000266	Bath feet, plastic, for baths with even bottom, adjustable from 145 à 180 mm	16,-
88820000	Pair of metal feet inclusive wall brackets for baths with even bath bottom, adjustable from 130 to 200 mm	50,-
90950061	Matching waste/overflow combination, chrome plated	152,-
90601061	Overflow Filler (Multiplex Trio), chrome plated	376,-
90602061	Overflow Filler (Multiplex Trio), incl. tube interrupter, chrome plated	636,-

#### Available whirlpools (prices excl. bath):

System code	Description	Installation (min.)	Installation (max.)	Height Multibox	Number of jets	Price
WAE	Whisper Airpool™ Electronic	630	670	665	8	1.996,-
WWE	Whisper Whirlpool™ Electronic	665	705	665	8	2.121,-
WCE	Whisper Combipool™ Electronic	665	705	665	16	3.748,-
FAE	Ultimate Fitness Airpool	570	610	625	12	2.348,-
FWE	Ultimate Fitness Whirlpool	625	675	625	16	3.243,-
FCE	Ultimate Fitness Combipool	625	675	625	28	4.707,-
JAP	Just Relax! Airpool	610	650	-	10	1.163,-
JWP	Just Relax! Whirlpool	610	650	-	12	1.396,-
JCP	Just Relax! Combipool	610	650	-	22	2.045,-
JAE	Just Relax! Airpool Electronic	610	650	-	10	1.694,-
JWE	Just Relax! Whirlpool Electronic	610	650	-	12	2.045,-
JCE	Just Relax! Combipool Electronic	610	650	-	22	2.746,-

For explanation of Whisper & Ultimate Fitness whirlpools and options see left-hand flip-out page.

For explanation of Just Relax! whirlpools and options see right-hand flip-out page.

#### Whirlpool options (these are bathtub specific options, for the other options see flip-out):

Description	WAE	WWE	WCE	FAE	FWE	FCE	Just Relax!	Price
10 back & feet jets	-	-	-	-	-	-	-	-
Aroma Mist Treatment	-	-	-	-	-	-	-	-
Multibox	✓	✓	✓	✓	✓	✓	-	1.128,-

- The prices are given in Euro excl. VAT.

- All sizes are indicated in mm.

- For more information on the colours, see flip-out page and page 158.

- For more information about the whirlpools, see page 102.

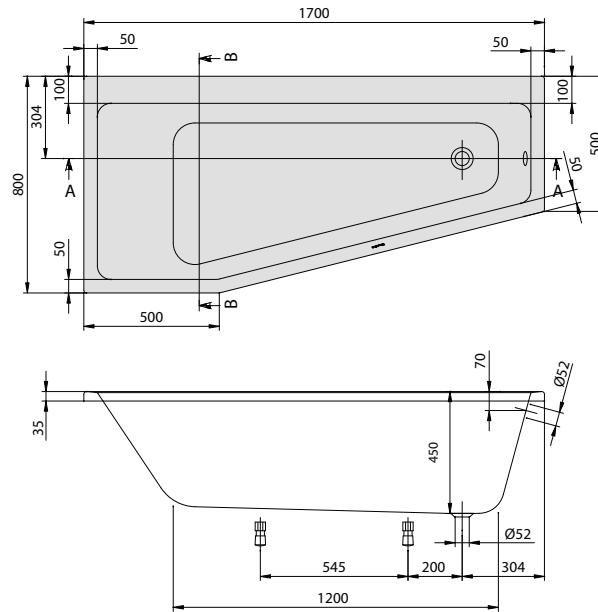
## Wellness price list 2009

### Baths

Set of bath feet is not supplied as standard.

### Subway

(Offset 1700 x 800)



Article number	Name and version	Size l x w	Bottom lxw	Litres incl. 1 pers	Weight kg	Price
BA178SUB3LIV	Subway, left	1700 x 800	1200 x 521	130	20	842,-

Accessories for baths:		
Article number	Description	Price
88820000	Pair of metal feet inclusive wall brackets for baths with even bath bottom, adjustable from 130 to 200 mm	50,-
4000000266	Bath feet, plastic, for baths with even bottom, adjustable from 145 à 180 mm	16,-
90950061	Matching waste/overflow combination, chrome plated	152,-
90601061	Overflow Filler (Multiplex Trio), chrome plated	376,-
90602061	Overflow Filler (Multiplex Trio), incl. tube interrupter, chrome plated	636,-
9009060000	Head rest, light blue	127,-

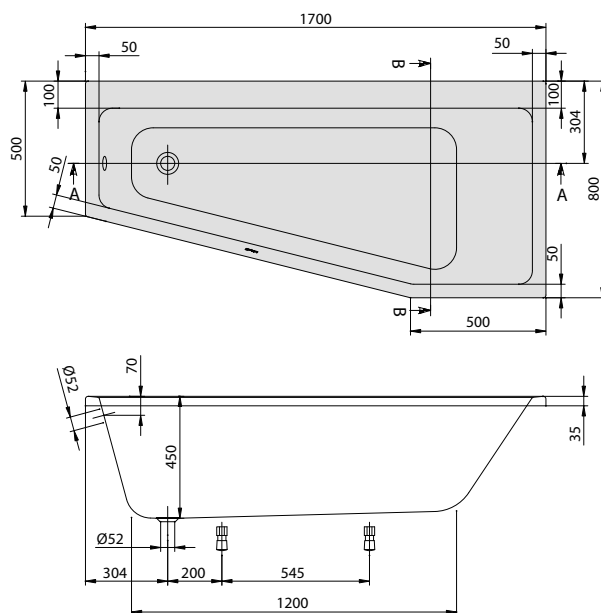
## Wellness price list 2009

### Baths

Set of bath feet is not supplied as standard.

### Subway

(Offset 1700 x 800)



Article number	Name and version	Size l x w	Bottom l x w	Litres incl. 1 pers	Weight kg	Price
BA178SUB3REV	Subway, right	1700 x 800	1200 x 521	130	20	842,-

Accessories for baths:		
Article number	Description	Price
88820000	Pair of metal feet inclusive wall brackets for baths with even bath bottom, adjustable from 130 to 200 mm	50,-
4000000266	Bath feet, plastic, for baths with even bottom, adjustable from 145 à 180 mm	16,-
90950061	Matching waste/overflow combination, chrome plated	152,-
90601061	Overflow Filler (Multiplex Trio), chrome plated	376,-
90602061	Overflow Filler (Multiplex Trio), incl. tube interrupter, chrome plated	636,-
9009060000	Head rest, light blue	127,-

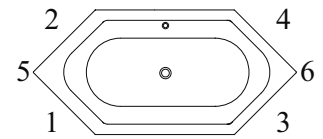
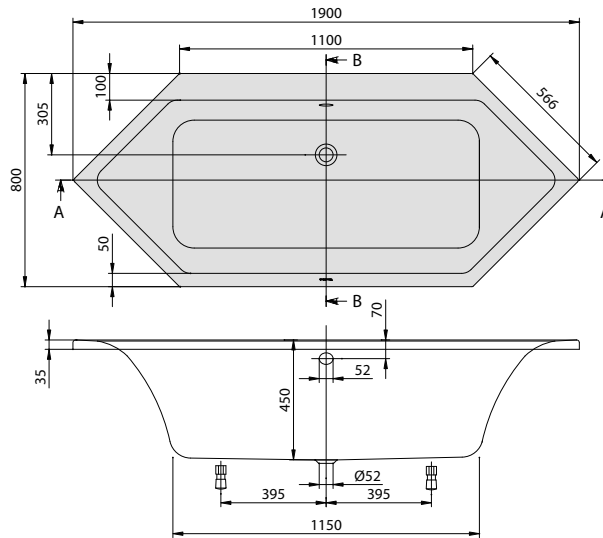
# Wellness price list 2009

## Baths

Set of bath feet is not supplied as standard.  
Additional tap holes are not possible for Just Relax!-Systems.

### Subway

(Hexagonal 1900 x 800)



**Whisper & Ultimate Fitness  
Technical parts 1**  
Accessible via: 5- 2 -4 - 6  
Control box: 4  
Rim control: 4  
Receiver: 1  
Multibox open: 5- 2 -4 - 6

**Whisper & Ultimate Fitness  
Technical parts 2**  
Accessible via: 5- 2 -4 - 6  
Control box: 2  
Rim control: 2  
Receiver: 3  
Multibox open: 5- 2 -4 - 6

**Just Relax!  
Technical parts**  
Accessible via: 5- 2 -4 - 6  
Control box: 2  
Rim control: 2

Article number	Name and version	Size l x w	Bottom l x w	Litres incl. 1 pers	Weight kg	Price
BA190SUB6V	Subway	1900 x 800	1160 x 400	145	22	949,-

Accessories for baths:		
Article number	Description	Price
900WSVIL0026	Vilbox bath support, for hexagonal baths, not possible in combination with a whirlpool	372,-
88820000	Pair of metal feet inclusive wall brackets for baths with even bath bottom, adjustable from 130 to 200 mm	50,-
4000000266	Bath feet, plastic, for baths with even bottom, adjustable from 145 à 180 mm	16,-
90950061	Matching waste/overflow combination, chrome plated	152,-
90601061	Overflow Filler (Multiplex Trio), chrome plated	376,-
90602061	Overflow Filler (Multiplex Trio), incl. tube interrupter, chrome plated	636,-

Available whirlpools (prices excl. bath):						
System code	Description	Installation (min.)	Installation (max.)	Height Multibox	Number of jets	Price
WAE	Whisper Airpool™ Electronic	600	640	625	8	1.996,-
WWE	Whisper Whirlpool™ Electronic	635	675	665	8	2.121,-
WCE	Whisper Combipool™ Electronic	635	675	665	16	3.748,-
FAE	Ultimate Fitness Airpool	540	580	625	12	2.348,-
FWE	Ultimate Fitness Whirlpool	605	645	625	16	3.243,-
FCE	Ultimate Fitness Combipool	605	645	625	28	4.707,-
JAP	Just Relax! Airpool	630	670	-	10	1.163,-
JWP	Just Relax! Whirlpool	630	670	-	12	1.396,-
JCP	Just Relax! Combipool	630	670	-	22	2.045,-
JAE	Just Relax! Airpool Electronic	630	670	-	10	1.694,-
JWE	Just Relax! Whirlpool Electronic	630	670	-	12	2.045,-
JCE	Just Relax! Combipool Electronic	630	670	-	22	2.746,-

For explanation of Whisper & Ultimate Fitness whirlpools and options see left-hand flip-out page.  
For explanation of Just Relax! whirlpools and options see right-hand flip-out page.

Whirlpool options (these are bathtub specific options, for the other options see flip-out):									
Description	WAE	WWE	WCE	FAE	FWE	FCE	Just Relax!	Price	
10 back & feet jets	-	-	-	-	-	-	-	-	
Aroma Mist Treatment	-	-	-	-	-	-	-	-	
Multibox	✓	✓	✓	✓	✓	✓	-	1.456,-	

- The prices are given in Euro excl. VAT.  
- All sizes are indicated in mm.

- For more information on the colours, see flip-out page and page 158.  
- For more information about the whirlpools, see page 102.

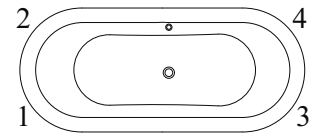
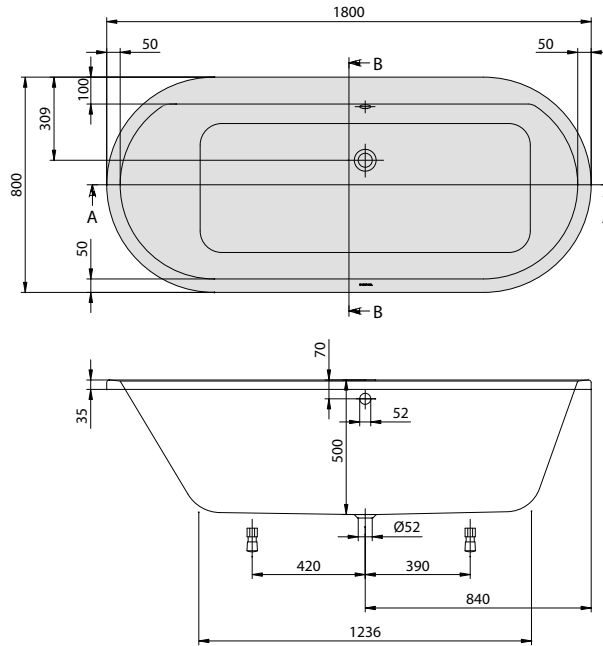
# Wellness price list 2009

## Baths

Set of bath feet is not supplied as standard.  
Additional tap holes are not possible for Just Relax!-Systems.

### Subway

(Oval 1800 x 800)



**Whisper & Ultimate Fitness  
Technical parts 1**  
Accessible via: 1 - 3  
Control box: 1  
Rim control: 1  
Receiver: 4  
Multibox open: 1 - 3  
Multibox closed: 1 - 2, 2 - 4, 4 - 3

**Whisper & Ultimate Fitness  
Technical parts 2**  
Accessible via: 2 - 4  
Control box: 2  
Rim control: 2  
Receiver: 3  
Multibox open: 2 - 4  
Multibox closed: 1 - 2, 1 - 3, 3 - 4

**Just Relax!  
Technical parts**  
Accessible via: 2 - 4  
Control box: 2  
Rim control: 2

Article number	Name and version	Size l x w	Bottom l x w	Litres incl. 1 pers	Weight kg	Price
BA180SUB7V	Subway	1800 x 800	1240 x 490	180	21	949,-

#### Accessories for baths:

Article number	Description	Price
88820000	Pair of metal feet inclusive wall brackets for baths with even bath bottom, adjustable from 130 to 200 mm	50,-
4000000266	Bath feet, plastic, for baths with even bottom, adjustable from 145 à 180 mm	16,-
90950061	Matching waste/overflow combination, chrome plated	152,-
90601061	Overflow Filler (Multiplex Trio), chrome plated	376,-
90602061	Overflow Filler (Multiplex Trio), incl. tube interrupter, chrome plated	636,-
9009060000	Head rest, light blue	127,-

#### Available whirlpools (prices excl. bath):

System code	Description	Installation (min.)	Installation (max.)	Height Multibox	Number of jets	Price
WAE	Whisper Airpool™ Electronic	650	690	665	8	1.996,-
WWE	Whisper Whirlpool™ Electronic	685	725	665	8	2.121,-
WCE	Whisper Combipool™ Electronic	685	725	665	16	3.748,-
FAE	Ultimate Fitness Airpool	590	630	625	12	2.348,-
JAP	Just Relax! Airpool	630	670	-	10	1.163,-
JWP	Just Relax! Whirlpool	630	670	-	12	1.396,-
JCP	Just Relax! Combipool	630	670	-	22	2.045,-
JAE	Just Relax! Airpool Electronic	630	670	-	10	1.694,-
JWE	Just Relax! Whirlpool Electronic	630	670	-	12	2.045,-
JCE	Just Relax! Combipool Electronic	630	670	-	22	2.746,-

For explanation of Whisper & Ultimate Fitness whirlpools and options see left-hand flip-out page.

For explanation of Just Relax! whirlpools and options see right-hand flip-out page.

#### Whirlpool options (these are bathtub specific options, for the other options see flip-out):

Description	WAE	WWE	WCE	FAE	FWE	FCE	Just Relax!	Price
10 back & feet jets	-	-	-	-	-	-	-	-
Aroma Mist Treatment	-	-	-	-	-	-	-	-
Multibox	✓	✓	✓	✓	-	-	-	1.128,-

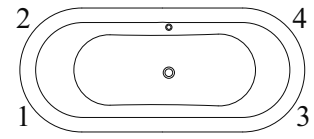
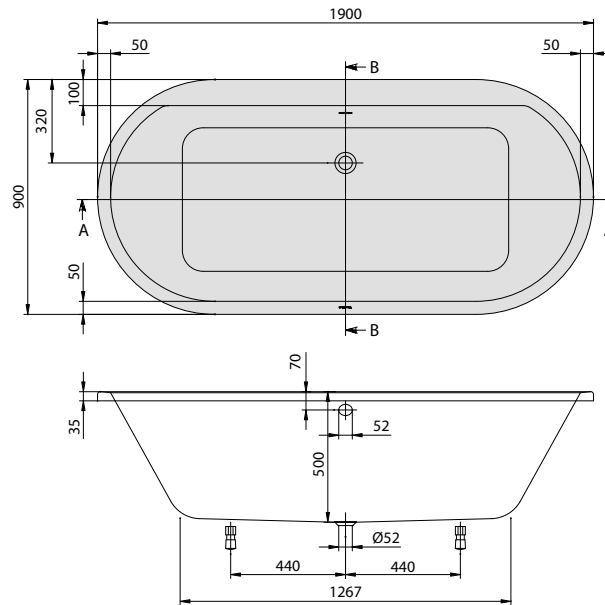
## Wellness price list 2009

### Baths

Set of bath feet is not supplied as standard.  
Additional tap holes are not possible for Just Relax!-Systems.

### Subway

(Oval 1900 x 900)



#### Whisper & Ultimate Fitness

##### Technical parts 1

Accessible via: 2 - 4  
Control box: 4  
Rim control: 4  
Receiver: 1  
Multibox open: 2 - 4  
Multibox closed: 1 - 2, 1 - 3, 3 - 4

#### Whisper & Ultimate Fitness

##### Technical parts 2

Accessible via: 2 - 4  
Control box: 2  
Rim control: 2  
Receiver: 3  
Multibox open: 2 - 4  
Multibox closed: 1 - 2, 1 - 3, 3 - 4

#### Just Relax!

##### Technical parts

Accessible via: 2 - 4  
Control box: 2  
Rim control: 2

Article number	Name and version	Size l x w	Bottom l x w	Litres incl. 1 pers	Weight kg	Price
BA199SUB7V	Subway	1900 x 900	1267 x 522	190	24	1.039,-

#### Accessories for baths:

Article number	Description	Price
88820000	Pair of metal feet inclusive wall brackets for baths with even bath bottom, adjustable from 130 to 200 mm	50,-
4000000266	Bath feet, plastic, for baths with even bottom, adjustable from 145 à 180 mm	16,-
90950061	Matching waste/overflow combination, chrome plated	152,-
90601061	Overflow Filler (Multiplex Trio), chrome plated	376,-
90602061	Overflow Filler (Multiplex Trio), incl. tube interrupter, chrome plated	636,-
9009060000	Head rest, light blue	127,-

#### Available whirlpools (prices excl. bath):

System code	Description	Installation (min.)	Installation (max.)	Height Multibox	Number of jets	Price
WAE	Whisper Airpool™ Electronic	650	690	665	8	1.996,-
WWE	Whisper Whirlpool™ Electronic	685	725	685	8	2.121,-
WCE	Whisper Combipool™ Electronic	685	725	685	16	3.748,-
FAE	Ultimate Fitness Airpool	590	630	625	12	2.348,-
JAP	Just Relax! Airpool	630	670	-	10	1.163,-
JWP	Just Relax! Whirlpool	630	670	-	12	1.396,-
JCP	Just Relax! Combipool	630	670	-	22	2.045,-
JAE	Just Relax! Airpool Electronic	630	670	-	10	1.694,-
JWE	Just Relax! Whirlpool Electronic	630	670	-	12	2.045,-
JCE	Just Relax! Combipool Electronic	630	670	-	22	2.746,-

For explanation of Whisper & Ultimate Fitness whirlpools and options see left-hand flip-out page.

For explanation of Just Relax! whirlpools and options see right-hand flip-out page.

#### Whirlpool options (these are bathtub specific options, for the other options see flip-out):

Description	WAE	WWE	WCE	FAE	FWE	FCE	Just Relax!	Price
10 back & feet jets	-	-	-	-	-	-	-	-
Aroma Mist Treatment	-	-	-	-	-	-	-	-
Multibox	✓	✓	✓	✓	-	-	-	1.128,-

- The prices are given in Euro excl. VAT.  
- All sizes are indicated in mm.

- For more information on the colours, see flip-out page and page 158.  
- For more information about the whirlpools, see page 102.

# Wellness price list 2009

## Baths

Set of bath feet is not supplied as standard.

The height of the panel is 655 mm.

## Subway

(Asymmetric incl. integrated shower zone 1700 x 750 / 900)

**Shower screen (NEW):**

**Colour of profile:** chrome plated (61)

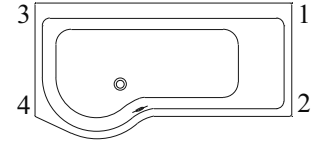
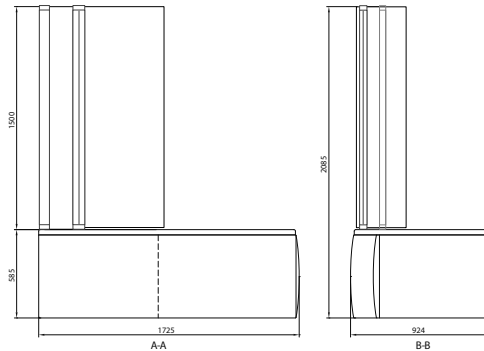
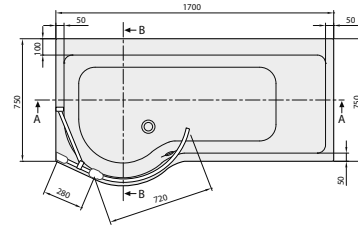
**Hinges:** swing-door hinges with raising and lowering mechanism (180 degrees).

**Cross-bar:** fitted with cross-bar

**Height:** 1500 mm

**Ordering information:** all system possibilities, can be combined with front panel, end panel and shower screen.

Additional tap holes are not possible for Just Relax!-Systems.



### Whisper & Ultimate Fitness

#### Technical parts

Accessible via: 2 - 4

Control box: 2

Rim control: 2

Receiver: 3

### Just Relax!

#### Technical parts

Accessible via: 2 - 4

Control box: 2

Rim control: 2

Article number	Name and version	Size l x w	Bottom l x w	Litres incl. 1 pers	Weight kg	Price
BA170SUB3LIV	Subway, P-Shape, left version	1700 x 750 / 900	1200 x 450	215	28	850,-

### Accessories for baths:

Article number	Description	Price
BPA17012FP19	Front panel	500,-
BPA07502EP2	End panel	200,-
DW2872LOG171V	Shower screen, P-Shape	549,-
88820000	Pair of metal feet inclusive wall brackets for baths with even bath bottom, adjustable from 130 to 200 mm	50,-
4000000266	Bath feet, plastic, for baths with even bottom, adjustable from 145 à 180 mm	16,-
90950061	Matching waste/overflow combination, chrome plated	152,-
9009060000	Head rest, light blue	127,-

### Available whirlpools (prices excl. bath):

System code	Description	Installation (min.)	Installation (max.)	Height Multibox	Number of jets	Price
WAE	Whisper Airpool™ Electronic	600	640	-	8	1.996,-
WWE	Whisper Whirlpool™ Electronic	635	675	-	8	2.121,-
WCE	Whisper Combipool™ Electronic	635	675	-	16	3.748,-
FAE	Ultimate Fitness Airpool	540	580	-	12	2.348,-
JAP	Just Relax! Airpool	580	620	-	10	1.163,-
JWP	Just Relax! Whirlpool	580	620	-	12	1.396,-
JCP	Just Relax! Combipool	580	620	-	22	2.045,-
JAE	Just Relax! Airpool Electronic	580	620	-	10	1.694,-
JWE	Just Relax! Whirlpool Electronic	580	620	-	12	2.045,-
JCE	Just Relax! Combipool Electronic	580	620	-	22	2.746,-

For explanation of Whisper & Ultimate Fitness whirlpools and options see left-hand flip-out page.

For explanation of Just Relax! whirlpools and options see right-hand flip-out page.

### Whirlpool options (these are bathtub specific options, for the other options see flip-out):

Description	WAE	WWE	WCE	FAE	FWE	FCE	Just Relax!	Price
10 back & feet jets	-	-	-	-	-	-	-	-
Aroma Mist Treatment	-	-	-	-	-	-	-	-
Multibox	-	-	-	-	-	-	-	-

- The prices are given in Euro excl. VAT.

- All sizes are indicated in mm.

- For more information on the colours, see flip-out page and page 158.

- For more information about the whirlpools, see page 102.



# Wellness price list 2009

## Baths

Set of bath feet is not supplied as standard.

The height of the panel is 655 mm.

## Subway

(Asymmetric incl. integrated shower zone 1700 x 750 / 900)

**Shower screen (NEW):**

**Colour of profile:** chrome plated (61)

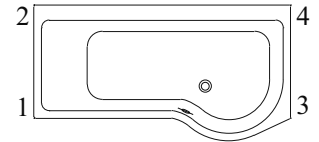
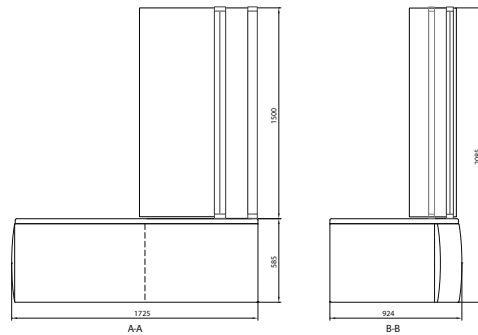
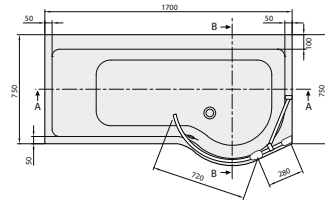
**Hinges:** swing-door hinges with raising and lowering mechanism (180 degrees).

**Cross-bar:** fitted with cross-bar

**Height:** 1500 mm

**Ordering information:** all system possibilities, can be combined with front panel, end panel and shower screen.

Additional tap holes are not possible for Just Relax!-Systems.



### Whisper & Ultimate Fitness

#### Technical parts

Accessible via: 1 - 3

Control box: 1

Rim control: 1

Receiver: 4

### Just Relax!

#### Technical parts

Accessible via: 1 - 3

Control box: 1

Rim control: 1

Article number	Name and version	Size l x w	Bottom l x w	Litres incl. 1 pers	Weight kg	Price
BA170SUB3REV	Subway, P-Shape, right version	1700 x 750 / 900	1200 x 450	215	28	850,-

### Accessories for baths:

Article number	Description	Price
BPA17012FP19	Front panel	500,-
BPA07502EP2	End panel	200,-
DW2872LOG171V	Shower screen, P-Shape	549,-
88820000	Pair of metal feet inclusive wall brackets for baths with even bath bottom, adjustable from 130 to 200 mm	50,-
4000000266	Bath feet, plastic, for baths with even bottom, adjustable from 145 à 180 mm	16,-
90950061	Matching waste/overflow combination, chrome plated	152,-
9009060000	Head rest, light blue	127,-

### Available whirlpools (prices excl. bath):

System code	Description	Installation (min.)	Installation (max.)	Height Multibox	Number of jets	Price
WAE	Whisper Airpool™ Electronic	600	640	-	8	1.996,-
WWE	Whisper Whirlpool™ Electronic	635	675	-	8	2.121,-
WCE	Whisper Combipool™ Electronic	635	675	-	16	3.748,-
FAE	Ultimate Fitness Airpool	540	580	-	12	2.348,-
JAP	Just Relax! Airpool	580	620	-	10	1.163,-
JWP	Just Relax! Whirlpool	580	620	-	12	1.396,-
JCP	Just Relax! Combipool	580	620	-	22	2.045,-
JAE	Just Relax! Airpool Electronic	580	620	-	10	1.694,-
JWE	Just Relax! Whirlpool Electronic	580	620	-	12	2.045,-
JCE	Just Relax! Combipool Electronic	580	620	-	22	2.746,-

For explanation of Whisper & Ultimate Fitness whirlpools and options see left-hand flip-out page.

For explanation of Just Relax! whirlpools and options see right-hand flip-out page.

### Whirlpool options (these are bathtub specific options, for the other options see flip-out):

Description	WAE	WWE	WCE	FAE	FWE	FCE	Just Relax!	Price
10 back & feet jets	-	-	-	-	-	-	-	-
Aroma Mist Treatment	-	-	-	-	-	-	-	-
Multibox	-	-	-	-	-	-	-	-

- The prices are given in Euro excl. VAT.

- All sizes are indicated in mm.

- For more information on the colours, see flip-out page and page 158.

- For more information about the whirlpools, see page 102.

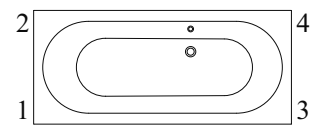
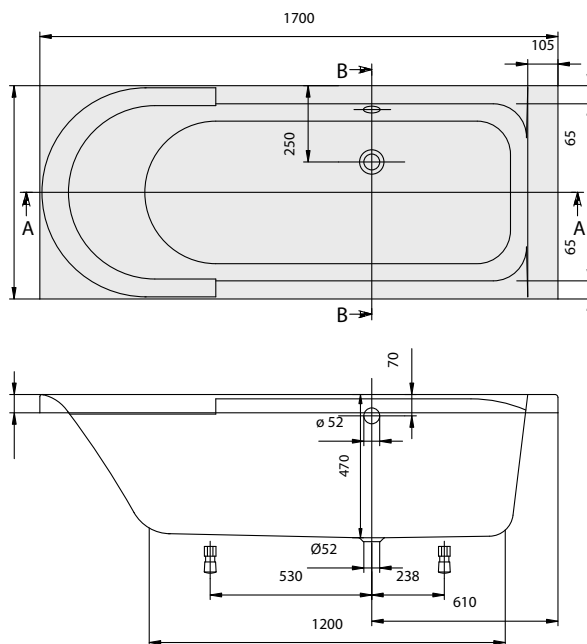
## Wellness price list 2009

### Baths

### Sunberry

(Rectangular 1700 x 700)

Set of bath feet is not supplied as standard.  
No whirlpools available for Sunberry with 2 end panels.  
The height of the panels is 655 mm.  
**Can be delivered till 30.06.2009.**



**Whisper**  
**Technical parts 1**  
Accessible via: 1 - 3  
Control box: 1  
Rim control: 1  
Receiver: 4  
Multibox open: 1 - 3  
Multibox closed: 3 - 4

**Whisper**  
**Technical parts 2**  
Accessible via: 2 - 4  
Control box: 2  
Rim control: 2  
Receiver: 4  
Multibox open: 2 - 4  
Multibox closed: 3 - 4

**Just Relax!**  
**Technical parts**  
Accessible via: 2 - 4  
Control box: 2  
Rim control: 2

Article number	Name and version	Size l x w	Bottom l x w	Litres incl. 1 pers	Weight kg	Price
BA177SUR2V	Sunberry	1700 x 700	1200 x 460	155	23	632,-
BA177SUR2PFV	Sunberry, incl. front panel, incl. support set				37	807,-
BA177SUR2PCV	Sunberry, incl. front panel, incl. end panel, incl. support set				39	981,-
BA177SUR2PWW	Sunberry, incl. front panel, incl. 2 end panels (wall version), incl. support set				41	1.156,-

#### Accessories for baths:

Article number	Description	Price
900WSVIL0012	Vilbox bath support, for rectangular baths, not possible in combination with a whirlpool	274,-
4000000266	Bath feet, plastic, for baths with even bottom, adjustable from 145 à 180 mm	16,-
88820000	Pair of metal feet inclusive wall brackets for baths with even bath bottom, adjustable from 130 to 200 mm	50,-
90950061	Matching waste/overflow combination, chrome plated	152,-
90601061	Overflow Filler (Multiplex Trio), chrome plated	376,-
90602061	Overflow Filler (Multiplex Trio), incl. tube interrupter, chrome plated	636,-
9009060000	Head rest, light blue	127,-

#### Available whirlpools (prices excl. bath):

System code	Description	Installation (min.)	Installation (max.)	Height Multibox	Number of jets	Price
WAE	Whisper Airpool™ Electronic	600	640	625	8	1.996,-
WWE	Whisper Whirlpool™ Electronic	635	675	665	8	2.121,-
WCE	Whisper Combipool™ Electronic	635	675	665	16	3.748,-
JAP	Just Relax! Airpool	575	615	-	10	1.163,-
JWP	Just Relax! Whirlpool	575	615	-	12	1.396,-
JCP	Just Relax! Combipool	575	615	-	22	2.045,-
JAE	Just Relax! Airpool Electronic	575	615	-	10	1.694,-
JWE	Just Relax! Whirlpool Electronic	575	615	-	12	2.045,-
JCE	Just Relax! Combipool Electronic	575	615	-	22	2.746,-

For explanation of Whisper whirlpools see left-hand flip-out page.

For explanation of Just Relax! whirlpools and options see right-hand flip-out page.

#### Whirlpool options (these are bathtub specific options, for the other options see flip-out):

Description	WAE	WWE	WCE	FAE	FWE	FCE	Just Relax!	Price
10 back & feet jets	-	-	-	-	-	-	-	-
Aroma Mist Treatment	-	-	-	-	-	-	-	-
Multibox	✓	✓	✓	-	-	-	-	1.128,-

- The prices are given in Euro excl. VAT.

- All sizes are indicated in mm.

- For more information on the colours, see flip-out page and page 158.

- For more information about the whirlpools, see page 102.

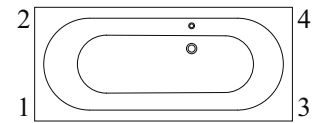
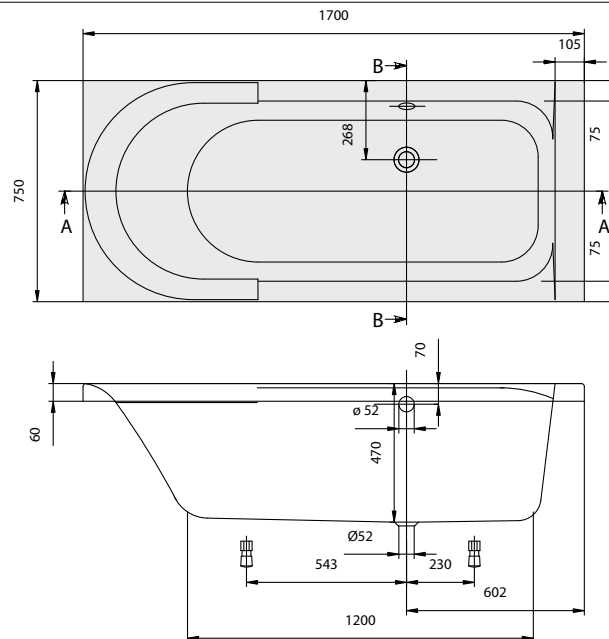
## Wellness price list 2009

### Baths

### Sunberry

(Rectangular 1700 x 750)

Set of bath feet is not supplied as standard.  
No whirlpools available for Sunberry with 2 end panels.  
The height of the panels is 655 mm.  
Can be delivered till 30.06.2009.



#### Whisper & Ultimate Fitness

##### Technical parts 1

Accessible via: 1 - 3  
Control box: 1  
Rim control: 1  
Receiver: 4  
Multibox open: 1 - 3  
Multibox closed: 3 - 4

#### Whisper & Ultimate Fitness

##### Technical parts 2

Accessible via: 2 - 4  
Control box: 2  
Rim control: 2  
Receiver: 4  
Multibox open: 2 - 4  
Multibox closed: 3 - 4

#### Just Relax!

##### Technical parts

Accessible via: 2 - 4  
Control box: 2  
Rim control: 2

Article number	Name and version	Size l x w	Bottom l x w	Litres incl. 1 pers	Weight kg	Price
BA170SUR2V	Sunberry	1700 x 750	1200 x 480	170	24	632,-
BA170SUR2PFV	Sunberry, incl. front panel, incl. support set				38	807,-
BA170SUR2PCV	Sunberry, incl. front panel, incl. end panel, incl. support set				40	981,-
BA170SUR2PWV	Sunberry, incl. front panel, incl. 2 end panels (wall version), incl. support set				42	1.156,-

#### Accessories for baths:

Article number	Description	Price
900WSVIL0012	Vilbox bath support, for rectangular baths, not possible in combination with a whirlpool	274,-
4000000266	Bath feet, plastic, for baths with even bottom, adjustable from 145 à 180 mm	16,-
88820000	Pair of metal feet inclusive wall brackets for baths with even bath bottom, adjustable from 130 to 200 mm	50,-
90950061	Matching waste/overflow combination, chrome plated	152,-
90601061	Overflow Filler (Multiplex Trio), chrome plated	376,-
90602061	Overflow Filler (Multiplex Trio), incl. tube interrupter, chrome plated	636,-
9009060000	Head rest, light blue	127,-

#### Available whirlpools (prices excl. bath):

System code	Description	Installation (min.)	Installation (max.)	Height Multibox	Number of jets	Price
WAE	Whisper Airpool™ Electronic	610	650	625	8	1.996,-
WWE	Whisper Whirlpool™ Electronic	645	685	665	8	2.121,-
WCE	Whisper Combipool™ Electronic	645	685	665	16	3.748,-
FAE	Ultimate Fitness Airpool	530	570	625	12	2.348,-
FWE	Ultimate Fitness Whirlpool	560	600	625	16	3.243,-
FCE	Ultimate Fitness Combipool	560	600	625	28	4.707,-
JAP	Just Relax! Airpool	585	625	-	10	1.163,-
JWP	Just Relax! Whirlpool	585	625	-	12	1.396,-
JCP	Just Relax! Combipool	585	625	-	22	2.045,-
JAE	Just Relax! Airpool Electronic	585	625	-	10	1.694,-
JWE	Just Relax! Whirlpool Electronic	585	625	-	12	2.045,-
JCE	Just Relax! Combipool Electronic	585	625	-	22	2.746,-

For explanation of Whisper & Ultimate Fitness whirlpools and options see left-hand flip-out page.

For explanation of Just Relax! whirlpools and options see right-hand flip-out page.

#### Whirlpool options (these are bathtub specific options, for the other options see flip-out):

Description	WAE	WWE	WCE	FAE	FWE	FCE	Just Relax!	Price
10 back & feet jets	-	✓	✓	-	✓	✓	-	1.293,-
Aroma Mist Treatment	✓	✓	✓	✓	✓	✓	-	1.479,-
Multibox	✓	✓	✓	✓	✓	✓	-	1.128,-

- The prices are given in Euro excl. VAT.

- All sizes are indicated in mm.

- For more information on the colours, see flip-out page and page 158.

- For more information about the whirlpools, see page 102.

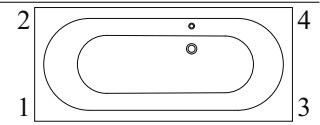
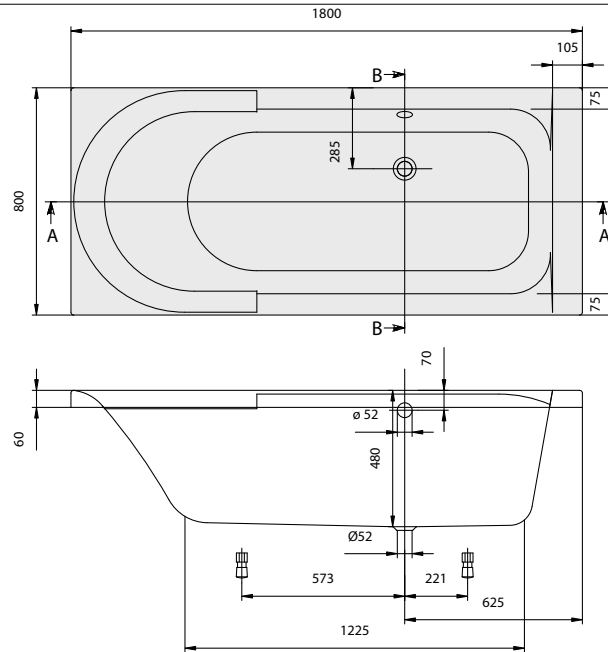
# Wellness price list 2009

## Baths

### Sunberry

(Rectangular 1800 x 800)

Set of bath feet is not supplied as standard.  
No whirlpools available for Sunberry with 2 end panels.  
The height of the panels is 655 mm.  
Can be delivered till 30.06.2009.



#### Whisper & Ultimate Fitness

##### Technical parts 1

Accessible via: 1 - 3  
Control box: 1  
Rim control: 1  
Receiver: 4  
Multibox open: 1 - 3  
Multibox closed: 3 - 4

#### Whisper & Ultimate Fitness

##### Technical parts 2

Accessible via: 2 - 4  
Control box: 2  
Rim control: 2  
Receiver: 4  
Multibox open: 2 - 4  
Multibox closed: 3 - 4

#### Just Relax!

##### Technical parts

Accessible via: 2 - 4  
Control box: 2  
Rim control: 2

Article number	Name and version	Size l x w	Bottom l x w	Litres incl. 1 pers	Weight kg	Price
BA180SUR2V	Sunberry	1800 x 800	1230 x 460	185	26	692,-
BA180SUR2PFV	Sunberry, incl. front panel, incl. support set				40	868,-
BA180SUR2PCV	Sunberry, incl. front panel, incl. end panel, incl. support set				42	1.041,-
BA180SUR2PWV	Sunberry, incl. front panel, incl. 2 end panels (wall version), incl. support set				44	1.216,-

Accessories for baths:		
Article number	Description	Price
900WSVIL0012	Vilbox bath support, for rectangular baths, not possible in combination with a whirlpool	274,-
4000000266	Bath feet, plastic, for baths with even bottom, adjustable from 145 à 180 mm	16,-
88820000	Pair of metal feet inclusive wall brackets for baths with even bath bottom, adjustable from 130 to 200 mm	50,-
90950061	Matching waste/overflow combination, chrome plated	152,-
90601061	Overflow Filler (Multiplex Trio), chrome plated	376,-
90602061	Overflow Filler (Multiplex Trio), incl. tube interrupter, chrome plated	636,-
9009060000	Head rest, light blue	127,-

Available whirlpools (prices excl. bath):						
System code	Description	Installation (min.)	Installation (max.)	Height Multibox	Number of jets	Price
WAE	Whisper Airpool™ Electronic	610	650	625	8	1.996,-
WWE	Whisper Whirlpool™ Electronic	645	685	665	8	2.121,-
WCE	Whisper Combipool™ Electronic	645	685	665	16	3.748,-
FAE	Ultimate Fitness Airpool	530	570	625	12	2.348,-
FWE	Ultimate Fitness Whirlpool	560	600	625	16	3.243,-
FCE	Ultimate Fitness Combipool	560	600	625	28	4.707,-
JAP	Just Relax! Airpool	585	625	-	10	1.163,-
JWP	Just Relax! Whirlpool	585	625	-	12	1.396,-
JCP	Just Relax! Combipool	585	625	-	22	2.045,-
JAE	Just Relax! Airpool Electronic	585	625	-	10	1.694,-
JWE	Just Relax! Whirlpool Electronic	585	625	-	12	2.045,-
JCE	Just Relax! Combipool Electronic	585	625	-	22	2.746,-

For explanation of Whisper & Ultimate Fitness whirlpools and options see left-hand flip-out page.

For explanation of Just Relax! whirlpools and options see right-hand flip-out page.

Whirlpool options (these are bathtub specific options, for the other options see flip-out):								
Description	WAE	WWE	WCE	FAE	FWE	FCE	Just Relax!	Price
10 back & feet jets	-	✓	✓	-	✓	✓	-	1.293,-
Aroma Mist Treatment	✓	✓	✓	✓	✓	✓	-	1.479,-
Multibox	✓	✓	✓	✓	✓	✓	-	1.128,-

- The prices are given in Euro excl. VAT.

- All sizes are indicated in mm.

- For more information on the colours, see flip-out page and page 158.

- For more information about the whirlpools, see page 102.

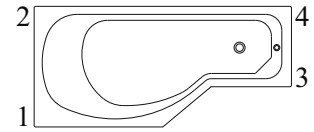
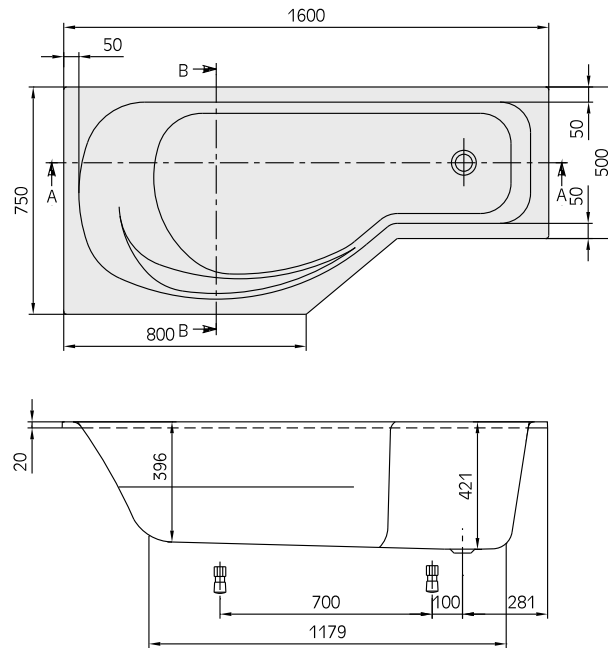
# Wellness price list 2009

## Baths

Set of bath feet is supplied as standard (self-adhesive), adjustable from 145 à 180 mm.

### Tucana

Family C-Range  
(Offset 1600 x 750)



**Whisper**  
**Technical parts 1**  
 Accessible via: 1 - 3  
 Control box: 1  
 Rim control: 1  
 Receiver: 4



Article number	Name and version	Size l x w	Bottom l x w	Litres incl. 1 pers	Weight kg	Price
BQ160TUC3LIV	Tucana, left	1600 x 750	1180 x 500	110	33	703,-

Accessories for baths:		
Article number	Description	Price
90950061	Matching waste/overflow combination, chrome plated	152,-
90601061	Overflow Filler (Multiplex Trio), chrome plated	376,-
90602061	Overflow Filler (Multiplex Trio), incl. tube interrupter, chrome plated	636,-
9009060000	Head rest, light blue	127,-

Available whirlpools (prices excl. bath):						
System code	Description	Installation (min.)	Installation (max.)	Height Multibox	Number of jets	Price
WAE	Whisper Airpool™ Electronic	570	610	-	8	1.996,-
WWE	Whisper Whirlpool™ Electronic	615	655	-	5	2.121,-
WCE	Whisper Combipool™ Electronic	615	655	-	13	3.748,-

For explanation of Whisper whirlpools see left-hand flip-out page.

Whirlpool options (these are bathtub specific options, for the other options see flip-out):							
Description	WAE	WWE	WCE	FAE	FWE	FCE	Price
10 back & feet jets	-	-	-	-	-	-	-
Aroma Mist Treatment	-	-	-	-	-	-	-
Multibox	-	-	-	-	-	-	-

- The prices are given in Euro excl. VAT.  
 - All sizes are indicated in mm.

- For more information on the colours, see flip-out page and page 158.  
 - For more information about the whirlpools, see page 102.

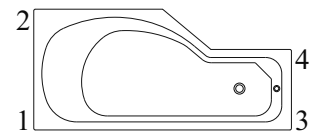
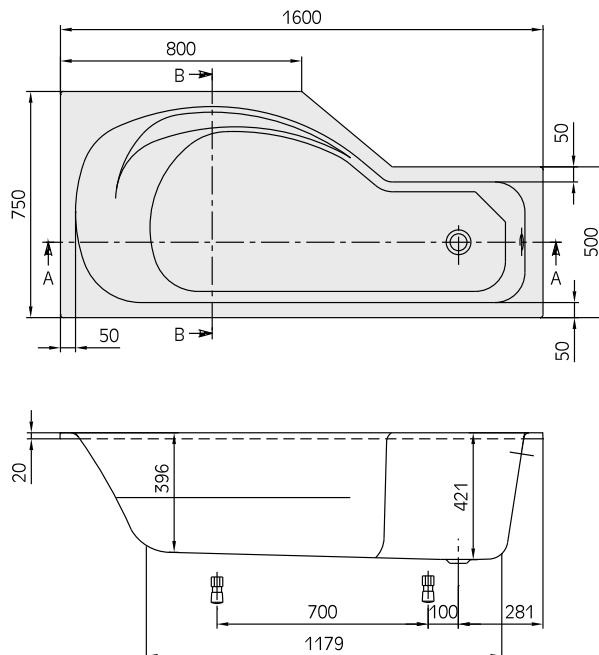
# Wellness price list 2009

## Baths

Set of bath feet is supplied as standard (self-adhesive), adjustable from 145 à 180 mm.

### Tucana

Family C-Range  
(Offset 1600 x 750)



**Whisper**  
**Technical parts 1**  
Accessible via: 2 - 4  
Control box: 2  
Rim control: 2  
Receiver: 3



Article number	Name and version	Size l x w	Bottom l x w	Litres incl. 1 pers	Weight kg	Price
BQ160TUC3REV	Tucana, right	1600 x 750	1180 x 500	110	33	703,-

Accessories for baths:		
Article number	Description	Price
90950061	Matching waste/overflow combination, chrome plated	152,-
90601061	Overflow Filler (Multiplex Trio), chrome plated	376,-
90602061	Overflow Filler (Multiplex Trio), incl. tube interrupter, chrome plated	636,-
9009060000	Head rest, light blue	127,-

Available whirlpools (prices excl. bath):						
System code	Description	Installation (min.)	Installation (max.)	Height Multibox	Number of jets	Price
WAE	Whisper Airpool™ Electronic	570	610	-	8	1.996,-
WWE	Whisper Whirlpool™ Electronic	615	655	-	5	2.121,-
WCE	Whisper Combipool™ Electronic	615	655	-	13	3.748,-

For explanation of Whisper whirlpools see left-hand flip-out page.

Whirlpool options (these are bathtub specific options, for the other options see flip-out):							
Description	WAE	WWE	WCE	FAE	FWE	FCE	Price
10 back & feet jets	-	-	-	-	-	-	-
Aroma Mist Treatment	-	-	-	-	-	-	-
Multibox	-	-	-	-	-	-	-

## Wellness price list 2009

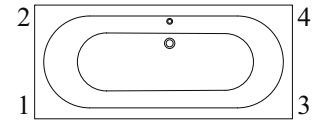
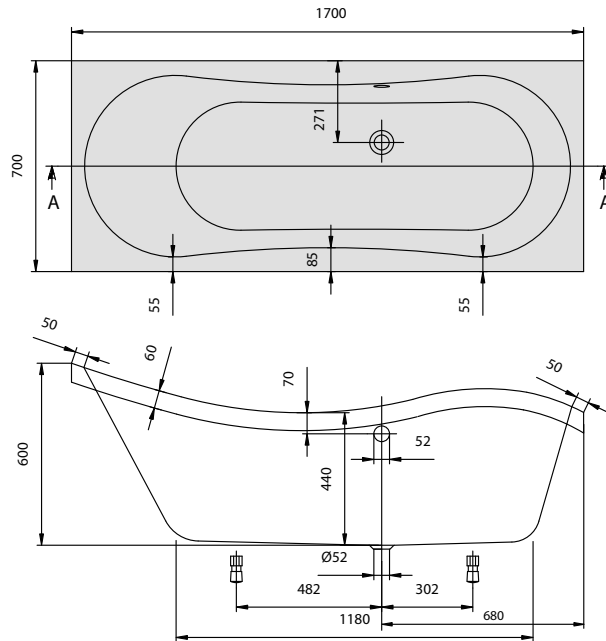
### Baths

#### Wellness NewWave (Rectangular 1700 x 700)

Set of bath feet is not supplied as standard.

Requires extended waste/overflow combination.

Incl. polystyrene installatie set: build-in height 500 mm, measured from floor to lowest point of the ,wave‘.



#### Whisper & Ultimate Fitness

##### Technical parts 1

Accessible via: 1 - 3

Control box: 1

Rim control: 1

Receiver: 4

#### Whisper & Ultimate Fitness

##### Technical parts 2

Accessible via: 2 - 4

Control box: 2

Rim control: 2

Receiver: 3

Article number	Name and version	Size l x w	Bottom l x w	Litres incl. 1 pers	Weight kg	Price
BA177WNW2V	Wellness NewWave	1700 x 700	1180 x 390	150	21	1.075,-

#### Accessories for baths:

Article number	Description	Price
PSB177WNW2	Bathtub installation set, polystyrene, not possible in combination with a whirlpool	350,-
4000000266	Bath feet, plastic, for baths with even bottom, adjustable from 145 à 180 mm	16,-
88820000	Pair of metal feet inclusive wall brackets for baths with even bath bottom, adjustable from 130 to 200 mm	50,-
90950061	Matching waste/overflow combination, chrome plated	152,-
9009060000	Head rest, light blue	127,-

#### Available whirlpools (prices excl. bath):

System code	Description	Installation (min.)	Installation (max.)	Height Multibox	Number of jets	Price
WAE	Whisper Airpool™ Electronic	560	600	-	8	1.996,-
WWE	Whisper Whirlpool™ Electronic	600	640	-	8	2.121,-
WCE	Whisper Combipool™ Electronic	600	640	-	16	3.748,-
FAE	Ultimate Fitness Airpool	500	540	-	12	2.348,-

For explanation of Whisper & Ultimate Fitness whirlpools and options see left-hand flip-out page.

#### Whirlpool options (these are bathtub specific options, for the other options see flip-out):

Description	WAE	WWE	WCE	FAE	FWE	FCE	Price
10 back & feet jets	-	✓	✓	-	-	-	1.293,-
Aroma Mist Treatment	-	-	-	-	-	-	-
Multibox	-	-	-	-	-	-	-

## Wellness price list 2009

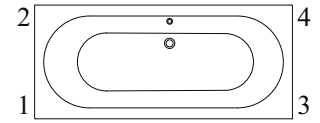
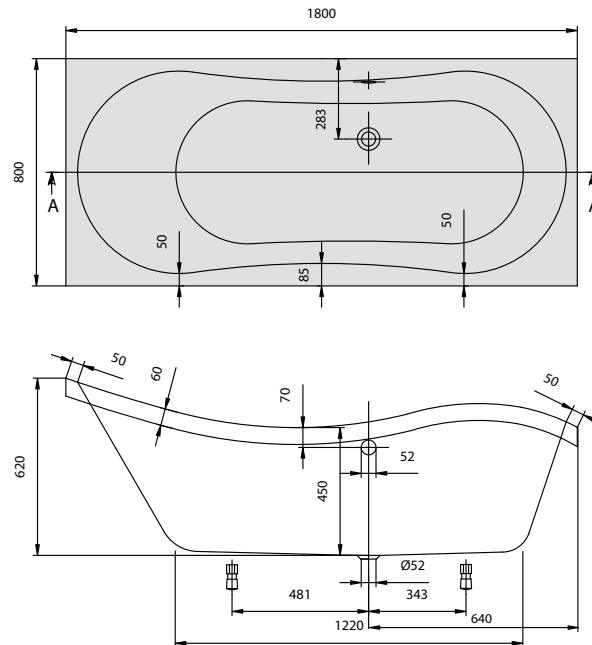
### Baths

#### Wellness NewWave (Rectangular 1800 x 800)

Set of bath feet is not supplied as standard.

Requires extended waste/overflow combination.

Incl. polystyrene installatie set: build-in height 510 mm, measured from floor to lowest point of the 'wave'.



#### Whisper & Ultimate Fitness

##### Technical parts 1

Accessible via: 1 - 3

Control box: 1

Rim control: 1

Receiver: 4

#### Whisper & Ultimate Fitness

##### Technical parts 2

Accessible via: 2 - 4

Control box: 2

Rim control: 2

Receiver: 3

Article number	Name and version	Size l x w	Bottom l x w	Litres incl. 1 pers	Weight kg	Price
BA180WNW2V	Wellness NewWave	1800 x 800	1220 x 490	165	23	1.158,-

Accessories for baths:		
Article number	Description	Price
PSB180WNW2	Bathtub installation set, polystyrene, not possible in combination with a whirlpool	350,-
4000000266	Bath feet, plastic, for baths with even bottom, adjustable from 145 à 180 mm	16,-
88820000	Pair of metal feet inclusive wall brackets for baths with even bath bottom, adjustable from 130 to 200 mm	50,-
90950061	Matching waste/overflow combination, chrome plated	152,-
90601061	Overflow Filler (Multiplex Trio), chrome plated	376,-
90602061	Overflow Filler (Multiplex Trio), incl. tube interrupter, chrome plated	636,-
9009060000	Head rest, light blue	127,-

Available whirlpools (prices excl. bath):						
System code	Description	Installation (min.)	Installation (max.)	Height Multibox	Number of jets	Price
WAE	Whisper Airpool™ Electronic	570	610	-	8	1.996,-
WWE	Whisper Whirlpool™ Electronic	610	650	-	8	2.121,-
WCE	Whisper Combipool™ Electronic	610	650	-	16	3.748,-
FAE	Ultimate Fitness Airpool	505	545	-	12	2.348,-
FWE	Ultimate Fitness Whirlpool	545	585	-	16	3.243,-
FCE	Ultimate Fitness Combipool	545	585	-	28	4.707,-

For explanation of Whisper & Ultimate Fitness whirlpools and options see left-hand flip-out page.

Whirlpool options (these are bathtub specific options, for the other options see flip-out):							
Description	WAE	WWE	WCE	FAE	FWE	FCE	Price
10 back & feet jets	-	✓	✓	-	✓	✓	1.293,-
Aroma Mist Treatment	✓	✓	✓	✓	✓	✓	1.479,-
Multibox	-	-	-	-	-	-	-

- The prices are given in Euro excl. VAT.

- All sizes are indicated in mm.

- For more information on the colours, see flip-out page and page 158.

- For more information about the whirlpools, see page 102.

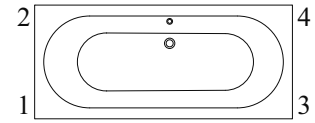
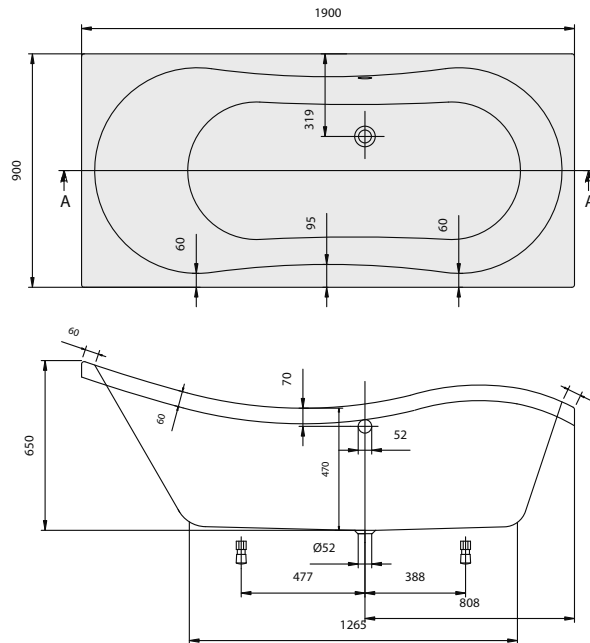


## Wellness price list 2009

### Baths

#### Wellness NewWave (Rectangular 1900 x 900)

Set of bath feet is not supplied as standard.  
Requires extended waste/overflow combination.  
Incl. polystyrene installatie set: build-in height 530 mm, measured from floor to lowest point of the ,wave'.



#### Whisper & Ultimate Fitness

**Technical parts 1**  
Accessible via: 1 - 3  
Control box: 1  
Rim control: 1  
Receiver: 4

#### Whisper & Ultimate Fitness

**Technical parts 2**  
Accessible via: 2 - 4  
Control box: 2  
Rim control: 2  
Receiver: 3

Article number	Name and version	Size l x w	Bottom l x w	Litres incl. 1 pers	Weight kg	Price
BA199WNW2V	Wellness NewWave	1900 x 900	1270 x 540	220	24	1.262,-

#### Accessories for baths:

Article number	Description	Price
PSB199WNW2	Bathtub installation set, polystyrene, not possible in combination with a whirlpool	350,-
4000000266	Bath feet, plastic, for baths with even bottom, adjustable from 145 à 180 mm	16,-
88820000	Pair of metal feet inclusive wall brackets for baths with even bath bottom, adjustable from 130 to 200 mm	50,-
90950061	Matching waste/overflow combination, chrome plated	152,-
90601061	Overflow Filler (Multiplex Trio), chrome plated	376,-
90602061	Overflow Filler (Multiplex Trio), incl. tube interrupter, chrome plated	636,-
9009060000	Head rest, light blue	127,-

#### Available whirlpools (prices excl. bath):

System code	Description	Installation (min.)	Installation (max.)	Height Multibox	Number of jets	Price
WAE	Whisper Airpool™ Electronic	590	630	-	8	1.996,-
WWE	Whisper Whirlpool™ Electronic	630	670	-	8	2.121,-
WCE	Whisper Combipool™ Electronic	630	670	-	16	3.748,-
FAE	Ultimate Fitness Airpool	525	565	-	12	2.348,-
FWE	Ultimate Fitness Whirlpool	565	605	-	16	3.243,-
FCE	Ultimate Fitness Combipool	565	605	-	28	4.707,-

For explanation of Whisper & Ultimate Fitness whirlpools and options see left-hand flip-out page.

#### Whirlpool options (these are bathtub specific options, for the other options see flip-out):

Description	WAE	WWE	WCE	FAE	FWE	FCE	Price
10 back & feet jets	-	✓	✓	-	✓	✓	1.293,-
Aroma Mist Treatment	✓	✓	✓	✓	✓	✓	1.479,-
Multibox	-	-	-	-	-	-	-

## Wellness price list 2009

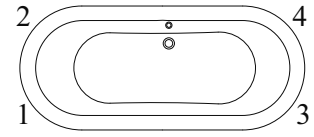
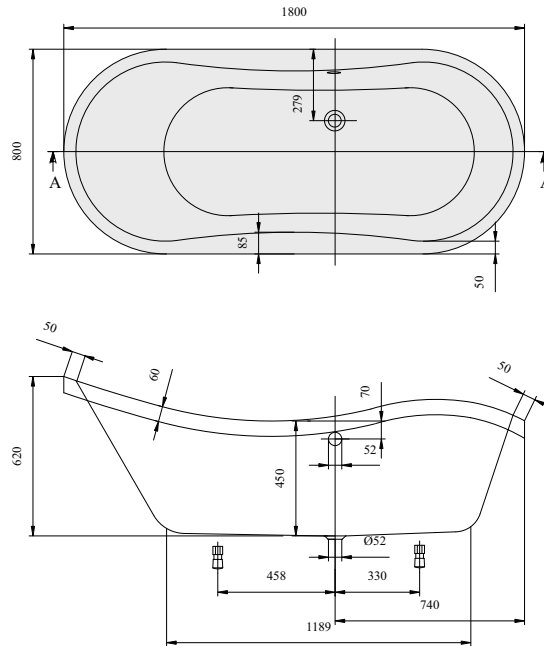
### Baths

#### Wellness NewWave (Oval 1800 x 800)

Set of bath feet is not supplied as standard.

Requires extended waste/overflow combination.

Incl. polystyrene installatie set: build-in height 520 mm, measured from floor to lowest point of the 'wave'.



**Whisper & Ultimate Fitness  
Technical parts 1**  
Accessible via: 1 - 3  
Control box: 1  
Rim control: 1  
Receiver: 4

**Whisper & Ultimate Fitness  
Technical parts 2**  
Accessible via: 2 - 4  
Control box: 2  
Rim control: 2  
Receiver: 3

Article number	Name and version	Size l x w	Bottom l x w	Litres incl. 1 pers	Weight kg	Price
BA180WNW7V	Wellness NewWave	1800 x 800	1190 x 470	170	23	1.461,-

Accessories for baths:		
Article number	Description	Price
PSB180WNW7	Bathtub installation set, polystyrene, not possible in combination with a whirlpool	350,-
4000000266	Bath feet, plastic, for baths with even bottom, adjustable from 145 à 180 mm	16,-
88820000	Pair of metal feet inclusive wall brackets for baths with even bath bottom, adjustable from 130 to 200 mm	50,-
90950061	Matching waste/overflow combination, chrome plated	152,-
90601061	Overflow Filler (Multiplex Trio), chrome plated	376,-
90602061	Overflow Filler (Multiplex Trio), incl. tube interrupter, chrome plated	636,-
9009060000	Head rest, light blue	127,-

Available whirlpools (prices excl. bath):						
System code	Description	Installation (min.)	Installation (max.)	Height Multibox	Number of jets	Price
WAE	Whisper Airpool™ Electronic	570	610	-	8	1.996,-
WWE	Whisper Whirlpool™ Electronic	610	650	-	8	2.121,-
WCE	Whisper Combipool™ Electronic	610	650	-	16	3.748,-
FAE	Ultimate Fitness Airpool	505	545	-	12	2.348,-
FWE	Ultimate Fitness Whirlpool	545	585	-	16	3.243,-
FCE	Ultimate Fitness Combipool	545	585	-	28	4.707,-

For explanation of Whisper & Ultimate Fitness whirlpools and options see left-hand flip-out page.

Whirlpool options (these are bathtub specific options, for the other options see flip-out):							
Description	WAE	WWE	WCE	FAE	FWE	FCE	Price
10 back & feet jets	-	✓	✓	-	✓	✓	1.293,-
Aroma Mist Treatment	-	-	-	-	-	-	-
Multibox	-	-	-	-	-	-	-

## Wellness price list 2009

### Baths

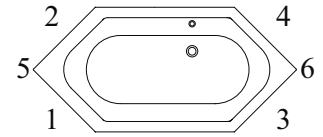
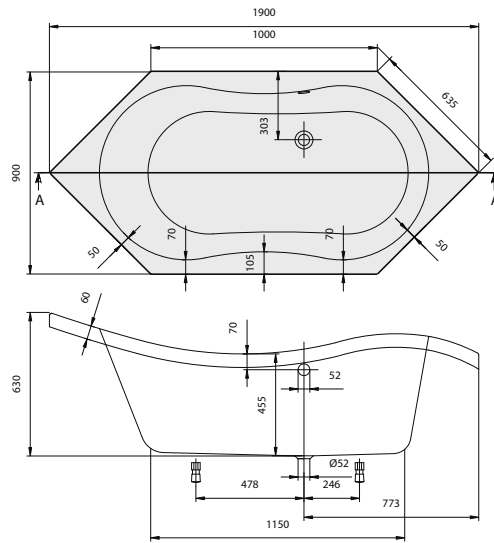
#### Wellness NewWave (Hexagonal 1900 x 900)

Set of bath feet is not supplied as standard.

Requires extended waste/overflow combination.

Incl. polystyrene installatie set: build-in height 520 mm, measured from floor to lowest point of the 'wave'.

In case of corner installation the diagonal dimension is 1344 mm.



#### Whisper & Ultimate Fitness

##### Technical parts 1

Accessible via: 1 - 3

Control box: 1

Rim control: 1

Receiver: 4

#### Whisper & Ultimate Fitness

##### Technical parts 2

Accessible via: 2 - 4

Control box: 2

Rim control: 2

Receiver: 3

Article number	Name and version	Size l x w	Bottom l x w	Litres incl. 1 pers	Weight kg	Price
BA199WNW6V	Wellness NewWave	1900 x 900	1150 x 490	155	24	1.461,-

#### Accessories for baths:

Article number	Description	Price
PSB199WNW6	Bathtub installation set, polystyrene, not possible in combination with a whirlpool	350,-
4000000266	Bath feet, plastic, for baths with even bottom, adjustable from 145 à 180 mm	16,-
88820000	Pair of metal feet inclusive wall brackets for baths with even bath bottom, adjustable from 130 to 200 mm	50,-
90950061	Matching waste/overflow combination, chrome plated	152,-
90601061	Overflow Filler (Multiplex Trio), chrome plated	376,-
90602061	Overflow Filler (Multiplex Trio), incl. tube interrupter, chrome plated	636,-
9009060000	Head rest, light blue	127,-

#### Available whirlpools (prices excl. bath):

System code	Description	Installation (min.)	Installation (max.)	Height Multibox	Number of jets	Price
WAE	Whisper Airpool™ Electronic	570	610	-	8	1.996,-
WWE	Whisper Whirlpool™ Electronic	610	650	-	8	2.121,-
WCE	Whisper Combipool™ Electronic	610	650	-	16	3.748,-
FAE	Ultimate Fitness Airpool	510	550	-	12	2.348,-
FWE	Ultimate Fitness Whirlpool	550	590	-	16	3.243,-
FCE	Ultimate Fitness Combipool	550	590	-	28	4.707,-

For explanation of Whisper & Ultimate Fitness whirlpools and options see left-hand flip-out page.

#### Whirlpool options (these are bathtub specific options, for the other options see flip-out):

Description	WAE	WWE	WCE	FAE	FWE	FCE	Price
10 back & feet jets	-	✓	✓	-	✓	✓	1.293,-
Aroma Mist Treatment	✓	✓	✓	✓	✓	✓	1.479,-
Multibox	-	-	-	-	-	-	-

- The prices are given in Euro excl. VAT.

- All sizes are indicated in mm.

- For more information on the colours, see flip-out page and page 158.

- For more information about the whirlpools, see page 102.

## Wellness price list 2009 - Whirlpools

### COMPOSE YOUR IDEAL VILLEROY & BOCH WHIRLPOOL FOLLOW THESE FOUR STEPS:

**Step 1:** Choose your favourite Villeroy & Boch bath (and, if desired, the matching bath options).

**Step 2:** Choose your favourite whirlpool:

Whisper	Whirlpoolcode
Whisper Airpool (air)	WAE
Whisper Whirlpool (water)	WWE
Whisper Combipool (air and water)	WCE
<b>Ultimate Fitness</b>	
Ultimate Fitness Airpool (air)	FAE
Ultimate Fitness Whirlpool (water)	FWE
Ultimate Fitness Combipool (air and water)	FCE
<b>Just Relax! - Standard</b>	
Just Relax! Airpool (air)	JAP
Just Relax! Whirlpool (water)	JWP
Just Relax! Combipool (air and water)	JCP
<b>Just Relax! - Electronic</b>	
Just Relax! Airpool Electronic (air)	JAE
Just Relax! Whirlpool Electronic (water)	JWE
Just Relax! Combipool Electronic (air and water)	JCE

**Step 3:** Choose your favourite options. For more informations about the options see the chapter whirlpool options.

**Step 4:** Choose your favourite colour for the visible parts of your whirlpool

<b>Standard</b>	chrome
<b>Other colours</b>	gold plated

The visible parts are:

- Outermost rings of the jets
- Drain/overflow combination
- Function control on the bath rim

The visible parts of the Just Relax! whirlpools are only available in chrome plated. (apart from back and feet jets)

#### Standard visible parts

Refinement	Extra charge in % of system price	Remark
Gold plated (62)	+ 30%	Whisper Air system in combination with a Quarryl® bath: 15%

#### Options

Refinement	Extra charge in % of option price
Gold plated (62)	+ 50%

A number of options with visible parts are also supplied chromed as standard. The options with visible parts are:

##### Whisper and Ultimate Fitness:

- Receiver Comfort Control (for acrylic baths)
- Control knob Aromatic Mist Treatment
- Exterior rings of the single and double underwater lighting
- Temperature sensor for option Water temperature indicator
- Air grating
- Viega Multiplex Trio
- Viega Multiplex Trio with tube interrupter

- The prices are given in Euro excl. VAT.

- All sizes are indicated in mm.

## Wellness price list 2009 - Whirlpools

### Whisper Airpool Electronic (WAE)

Equipped as standard with:

- Electronic touch control of functions on the rim of the bath
- 8 patented Whisper Air bottom jets
- Continuously adjustable air supply bottom jets
- Protection against dry running (level sensor)
- Fully automatic cleaning system (bottom jets)
- Drain/overflow combination
- Aluminium vibration deadening frame

Optional:

- Comfort Control
- Air Royale (only available for Quarryl® baths)
- Zone and Intervalmassage I - II - III
- 2 LED spotlights, white
- Magic Light: 2 coloured LEDs for whirlpool lighting (6 colours)
- Water temperature indicator
- Aromatic Mist Treatment
- Viega Multiplex Trio with or without tube interrupter
- Air grating for optimum ventilation and cooling
- Multibox

Electrical system:

Minimum level protection:

Control unit:

Air pump:

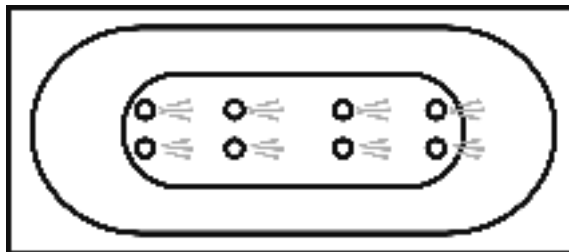
Voltage: 230 V, 50 Hz

Total output: 0,06 kW

Also safeguard against running dry, electronic control as standard

Microprocessor

30 W



### Whisper Whirlpool Electronic (WWE)

Equipped as standard with:

- Electronic touch control of functions on the rim of the bath
- 8 adjustable Whisper Venturi side jets
- Protection against dry running (level sensor)
- Optimum hygiene thanks to draining of residual water
- Water suction from waste with hair trap
- Suction by way of waste
- Drain/overflow combination
- Aluminium vibration deadening frame

Optional:

- Comfort Control
- Zone and Intervalmassage I - II - III
- 2 LED spotlights, white
- Magic Light: 2 coloured LEDs for whirlpool lighting (6 colours)
- Comfort Heat: Whirlpool heating system
- 10 back and foot jets, including double massage force in the side jets
- Water temperature indicator
- Aromatic Mist Treatment
- Viega Multiplex Trio with or without tube interrupter
- Air grating for optimum ventilation and cooling
- Multibox

Electrical system:

Minimum level protection:

Control unit:

Air pump:

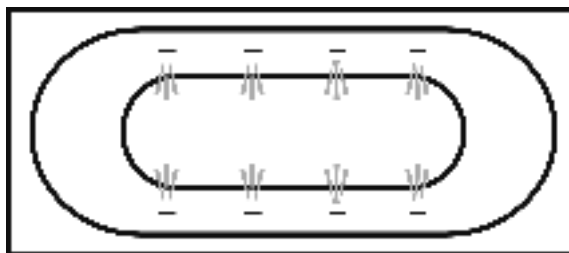
Voltage: 230 V, 50 Hz

Total output: 0,9 kW

Also safeguard against running dry, electronic control as standard

Microprocessor

0,9 kW



### Whisper Combipool Electronic (WCE)

Equipped as standard with:

- Electronic touch control of functions on the rim of the bath
- 8 patented Whisper Air bottom jets
- Continuously adjustable air supply bottom jets
- 8 adjustable Whisper Venturi side jets
- Protection against dry running (level sensor)
- Optimum hygiene thanks to draining of residual water (side jets)
- Fully automatic cleaning system (bottom jets)
- Water suction from waste with hair trap
- Suction by way of waste
- Drain/overflow combination
- Aluminium vibration deadening frame

Optional:

- Comfort Control
- Air Royale (only available for Quarryl® baths)
- Zone and Intervalmassage I - II - III
- 2 LED spotlights, white
- Magic Light: 2 coloured LEDs for whirlpool lighting (6 colours)
- Comfort Heat: Whirlpool heating system
- 10 back and foot jets, including double massage force in the side jets
- Water temperature indicator
- Aromatic Mist Treatment
- Viega Multiplex Trio with or without tube interrupter
- Air grating for optimum ventilation and cooling
- Multibox

Electrical system:

Minimum level protection:

Control unit:

Pump:

Air pump:

Voltage: 230 V, 50 Hz

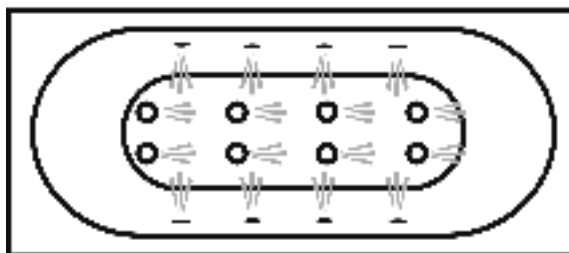
Total output: 0,9 kW

Also safeguard against running dry, electronic control as standard

Microprocessor

0,9 kW

30 W



- The prices are given in Euro excl. VAT.

- All sizes are indicated in mm.

## Wellness price list 2009 - Whirlpools

### Ultimate Fitness Airpool (FAE)

Equipped as standard with:

- Electronic touch control of functions on the rim of the bath
- Continuously adjustable air supply bottom jets
- Air injection system with 12 bottom jets
- Protection against dry running (level sensor)
- Fully automatic cleaning system
- Drain/overflow combination
- Aluminium vibration deadening frame

Optional:

- Comfort Control
- Intervalmassage I - II - III
- 2 LED spotlights, white
- Magic Light: 2 coloured LEDs for whirlpool lighting (6 colours)
- Water temperature indicator
- Aromatic Mist Treatment
- Viega Multiplex Trio with or without tube interrupter
- Air grating for optimum ventilation and cooling
- Aluminium vibration deadening frame
- Multibox

*Electrical system:*

*Minimum level protection*

*Control unit:*

*Blower:*

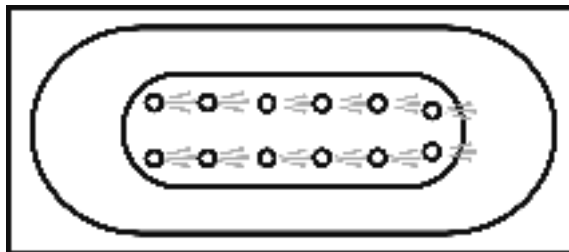
*Voltage: 230 V, 50 Hz*

*Total output: 0,9 kW*

*Also safeguard against running dry, electronic control as standard*

*Microprocessor*

*0,9 kW*



### Ultimate Fitness Whirlpool (FWE)

Equipped as standard with:

- Electronic touch control of functions on the rim of the bath
- 16 patented Fitness Twist Jets (rotating Venturi side jets)
- Protection against dry running (level sensor)
- Optimum hygiene thanks to draining of residual water (side jets)
- Fully automatic cleaning system (side jets)
- Water suction from waste with hair trap
- Suction by way of waste
- Drain/overflow combination
- Aluminium vibration deadening frame

Optional:

- Comfort Control
- Zone and Intervalmassage I - II - III
- 2 LED spotlights, white
- Magic Light: 2 coloured LEDs for whirlpool lighting (6 colours)
- Comfort Heat: Whirlpool heating system
- 10 back- and foot jets, including double massage force in the side jets
- Water temperature indicator
- Aromatic Mist Treatment
- Viega Multiplex Trio with or without tube interrupter
- Air grating for optimum ventilation and cooling
- Multibox

*Electrical system:*

*Minimum level protection:*

*Control unit:*

*Pump:*

*Air pump:*

*Voltage: 230 V, 50 Hz*

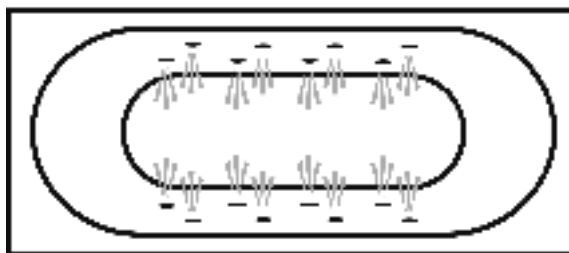
*Total output: 1,6 kW*

*Also safeguard against running dry, electronic control as standard*

*Microprocessor*

*1,5 kW*

*2 x 30 W*



### Ultimate Fitness Combipool (FCE)

Equipped as standard with:

- Electronic touch control of functions on the rim of the bath
- Continuously adjustable air supply bottom jets
- Air injection system with 12 bottom jets
- 16 patented Fitness Twist Jets (rotating Venturi side jets)
- Protection against dry running (level sensor)
- Optimum hygiene thanks to draining of residual water (side jets)
- Fully automatic cleaning system (bottom and side jets)
- Water suction from waste with hair trap
- Suction by way of waste
- Drain/overflow combination
- Aluminium vibration deadening frame

Optional:

- Comfort Control
- Zone and Intervalmassage I - II - III
- 2 LED spotlights, white
- Magic Light: 2 coloured LEDs for whirlpool lighting (6 colours)
- Comfort Heat: Whirlpool heating system
- 10 back- and foot jets, including double massage force in the side jets
- Water temperature indicator
- Aromatic Mist Treatment
- Viega Multiplex Trio with or without tube interrupter
- Air grating for optimum ventilation and cooling
- Multibox

*Electrical system:*

*Minimum level protection:*

*Control unit:*

*Pump:*

*Blower:*

*Voltage: 230 V, 50 Hz*

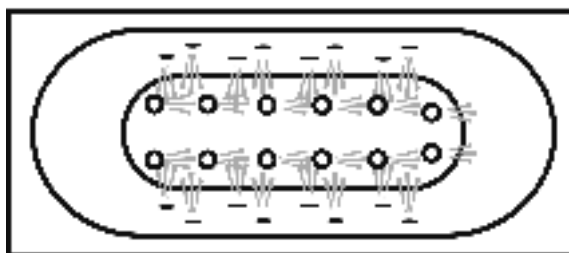
*Total output: 2,0 kW*

*Also safeguard against running dry, electronic control as standard*

*Microprocessor*

*1,5 kW*

*0,9 kW*



## Wellness price list 2009 - Whirlpools

### Just Relax! Airpool (JAP)

Equipped as standard with:

- Pneumatic rim control
- 10 bottom jets (air injection system)
- Hygiene: meets the residual water drainage standards
- Drain/overflow combination (premounted)
- Galvanised steel frame

Optional:

- Viega Multiplex Trio

*Electrical system:*

*Voltage: 230 V, 50 Hz*

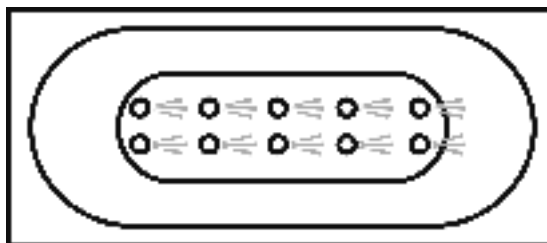
*Total output: 0,7 kW*

*Minimum level protection:*

*Also safeguard against running dry, electronic control as standard*

*Blowet:*

*0,425 kW*



### Just Relax! Whirlpool (JWP)

Equipped as standard with:

- Pneumatic rim control
- 4 micro back jets
- 2 feet jets
- 6 adjustable venturi side jets
- Fully adjustable venturi air supply side jets
- Hygiene: meets the residual water drainage standards
- Built-in hair protection
- Waste suction
- Drain/overflow combination (premounted)
- Galvanised steel frame

Optional:

- Viega Multiplex Trio

*Electrical system:*

*Voltage: 230 V, 50 Hz*

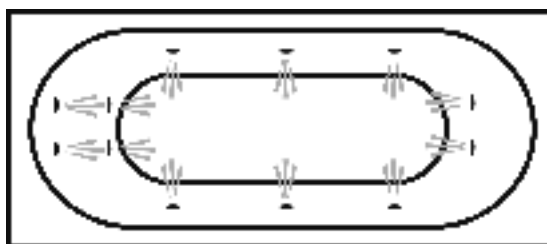
*Total output: 0,9 kW*

*Minimum level protection:*

*Also safeguard against running dry, electronic control as standard*

*Pump:*

*0,7 kW*



### Just Relax! Combipool (JCP)

Equipped as standard with:

- Pneumatic rim control
- 10 bottom jets (air injection system)
- 4 micro back jets
- 2 feet jets
- 6 adjustable venturi side jets
- Fully adjustable venturi air supply side jets
- Hygiene: meets the residual water drainage standards
- Built-in hair protection
- Waste suction
- Drain/overflow combination (premounted)
- Galvanised steel frame

Optional:

- Viega Multiplex Trio

*Electrical system:*

*Voltage: 230 V, 50 Hz*

*Total output: 1,6 kW*

*Minimum level protection:*

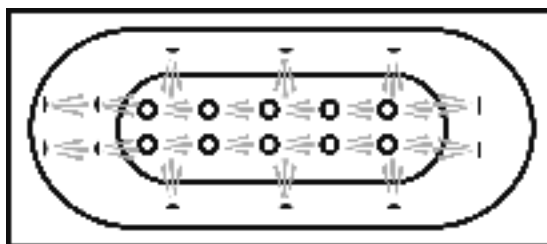
*Also safeguard against running dry, electronic control as standard*

*Pump:*

*0,7 kW*

*Blower:*

*0,425 kW*



## Wellness price list 2009 - Whirlpools

### Just Relax! Airpool Electronic (JAE)

Equipped as standard with:

- Electronic rim control
- Interval pulsator air system
- Underwater lighting
- 10 air jets, fully adjustable
- Level sensor for level control
- Hygiene: meets the residual water drainage standards
- Fully automatic blow dry system for the air jets
- Drain/overflow combination (premounted)
- Galvanised steel frame

Optional:

- Viega Multiplex Trio

*Electrical system:*

*Minimum level protection:*

*Control unit:*

*Blower:*

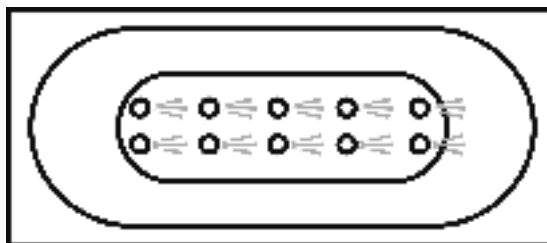
*Voltage: 230 V, 50 Hz*

*Total output: 0,7 kW*

*Also safeguard against running dry, electronic control as standard*

*Microprocessor*

*0,76 kW*



### Just Relax! Whirlpool Electronic (JWE)

Equipped as standard with:

- Electronic rim control
- Interval pulsator water system
- Underwater lighting
- 4 micro back jets
- 2 feet jets
- 6 adjustable venturi side jets
- Level sensor for level control
- Hygiene: meets the residual water drainage standards
- Built-in hair protection
- Waste suction
- Drain/overflow combination (premounted)
- Galvanised steel frame

Optional:

- Viega Multiplex Trio

*Electrical system:*

*Minimum level protection:*

*Control unit:*

*Pump:*

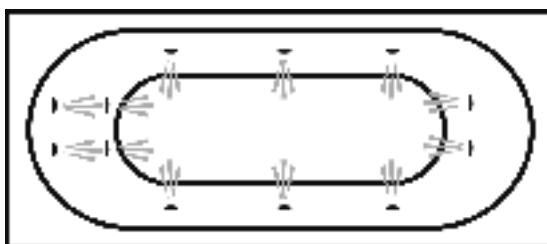
*Voltage: 230 V, 50 Hz*

*Total output: 0,9 kW*

*Also safeguard against running dry, electronic control as standard*

*Microprocessor*

*0,9 kW*



### Just Relax! Combipool Electronic (JCE)

Equipped as standard with:

- Electronic rim control
- Interval pulsator water system
- Interval pulsator air system
- Underwater lighting
- 10 air jets, fully adjustable
- 4 micro back jets
- 2 feet jets
- 6 adjustable venturi side jets
- Level sensor for level control
- Hygiene: meets the residual water drainage standards
- Fully automatic blow dry system for the air jets
- Built-in hair protection
- Waste suction
- Drain/overflow combination (premounted)
- Galvanised steel frame

Optional:

- Viega Multiplex Trio

*Electrical system:*

*Minimum level protection:*

*Control unit:*

*Pump:*

*Blower:*

*Voltage: 230 V, 50 Hz*

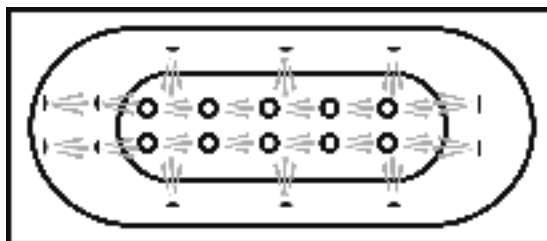
*Total output: 1,6 kW*

*Also safeguard against running dry, electronic control as standard*

*Microprocessor*

*0,9 kW*

*0,76 kW*





## Wellness price list 2009

### Invisible Jets – The new pop-up jets for Ultimate Fitness Whirlpool and Combipool

#### Technical sophistication and optimum aesthetics with Quaryl

##### Product description:

The pop-up jets only become visible when the system is started up. The new pop-up jets are hardly visible when not in operation.

In combination with the Ultimate Fitness Whirlpool and Combipool, system baths made of Quaryl are fitted as standard with Invisible Jets. Thanks to the unique Quaryl, these jets are hardly visible and fitted completely flush.



##### Availability:

The pop-up jets are available in colours -01 (white) and -61 (chrome) for baths in the colour -01 (white) at no extra charge. The colour -01 (white) is not available for all other bath variants. An additional charge is made for visible parts in the surface gold plated (see table).



Bath colour	Invisible Jets surface colour	Surcharge
white (-01)	white (-01) / chrome (-61)	no
all colours	chrome (-61)	no
all colours	goldplated (-62)	30 % of system price

## Wellness price list 2009 - Accessories for whirlpools

### Comfort Control

Villeroy & Boch has developed a user-friendly remote device to satisfy your every bathtime wish. With the Comfort Control just lie back in the tub: no need to climb out of the water to activate the whirlpool. The Comfort Control device fits snugly into the hand with simple, clear and well-designed buttons. Just make a quick and easy choice of one of the functions: adjustable air supply, air massage, pulsator, water massage or underwater lighting.



### Air Royale

The Air Royale option has 24 extremely flat and fine bottom jets. They are evenly distributed over the bottom of the Quarryl® bath. Enjoy the unique 'champagne' effect. Air Royale is available as an option for all whisper air and combi systems. Air Royale is only possible for Quarryl® baths.



### Zone and Interval massage I / II / III (in the case of back and foot jets incl. Ultra Pulsation)

This option offers 3 different interval variations:

I For the first interval massage programme, all jets pulsate on-off, on-off, etc. at the same time.

II The massage programme in each segment has the jets pulsate in pairs.

III The third massage is the wave movement. The jets switch on per pair until all jets are operating. The jets then also switch off per pair so that they create a wave motion in the bath.

Interval massage I/II/III for Ultimate Fitness Airpool offers three different pulsator variations.



### Back and foot jets, including double massage force from the side jets

A new generation of stimulating massages. Ten soft touch flat massage jets tin Soft Grey hat are integrated into the bath walls give you the finest massage. A fixed combination of six jets in the back section that can be switched off manually and four jets in the foot section that can be switched off manually. Each jet can be switched off manually and individually. This option means that the side jets are also upgraded: the massage power is enhanced, the quantity of air becomes adjustable continuously and the jets are blown dry automatically after each time you have used the bath. In combination with the option Zone and Interval massage the jets vibrate very quickly (up to 300 times a minute) (Ultra-Pulsation).




### Water temperature indicator

Exclusively for our whirlpools we have developed a water temperature indicator. Clear blue-lit digits mark the water temperature in degrees. As a result you will never step into a bath any more that is too cold or too hot. Extra functions indicated by the water temperature indication are: cleaning cycle, continuous regulation and massage positions. The option water temperature indicator is only possible in combination with Comfort Control.



### Aromatic Mist Treatment

Fill the special opening on the bathtub edge with your favourite aroma composition, and after switching on the special spray you will be surrounded by an overwhelming aromatic mist. Via the overflow button of your whirlpool this is slowly distributed over the bath water and creates a mysterious mist effect. As a result you will imagine yourself literally and figuratively in the clouds. Starting set containing the 4 special aromatic substances (Eucalyptus / Peppermint / Lavender / Lemon-Orange) is supplied. Combination Trio with Aromatic Mist Treatment not possible.



### Lighting

The underwater lighting creates a luxury atmosphere in the bathroom.

The design of the LED lights is very flat and thus attractive, clean and comfortable.

- 2 LED spotlights, white

### Magic Light

The sheer joy of colour. Colour therapy is a holistic form of therapy that uses light and colours for the well-being of mind, body and spirit. The LED lights have a very flat design that is attractive, clean and comfortable. The colours can be adjusted individually and add the finishing touch to the relaxing experience in a whirlpool system from Villeroy & Boch.

### Comfort Heat

The new Comfort Heat heating system maintains a constant water temperature during bathing. Suitable for all Whisper and Ultimate Fitness whirlpools and combipools, the new Villeroy & Boch feature offers comfortable wellness.



### Viega Multiplex Trio

The Trio combines three functions: inlet, waste and overflow. This attractively designed all-rounder can be fitted into all Villeroy & Boch whirlpools and is produced in the same colour as the visible parts. The Viega Multiplex Trio is not possible in combination with Aromatic Mist Treatment.



### Viega Multiplex Trio including pipe interrupter

Combined inlet, waste and overflow, including pipe interruption for installation. The visible part of the pipe is the same colour as the other visible parts of the system. Viega Multiplex Trio can not be used in combination with Aromatic Mist Treatment.



## Wellness price list 2009 - Accessories for whirlpools

### Air grating

For optimum ventilation and cooling, dimensions 198 x 148 mm.

### Multibox

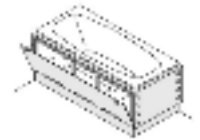
The Multibox is a self-supporting construction that makes it easier to install whirlpool baths. The Multibox has one or more sides that can be folded out, which guarantees the accessibility of the technology. The Multibox ensures that the bath can be securely connected to the bathroom wall. The Multibox has a sound insulating effect and makes it unnecessary to build a support wall. Aeration gaps are integrated, so that no separate aeration grid is needed.

The Multibox is supplied in pre-assembled form and can be tiled.



#### Rectangular Multibox (MB - 2)

For rectangular baths there is a protruding edge of 50 mm for tiling on one long and one short side.



#### Oval Multibox (MB - 7)

Oval baths have a 50 mm edge on all 4 sides.

Oval baths can be installed in bathrooms as freestanding models. With this type of bath, the Multibox is tiled up to the rim of the bath.



#### Hexagonal Multibox (MB - 6)

Because of the Multibox, the diagonal dimension of the bath increases by 80 mm.

With hexagonal baths, the Multibox can be opened on three sides. Hexagonal baths can be installed either as compact corner solution or freestanding solution.



#### Corner Multibox (MB - 3)

Depending on the model, the Multibox increases the diagonal dimension by 100 mm.

With corner baths, the Multibox can be opened on three sides. Corner baths can be installed either as compact corner solution or freestanding solution.



## Wellness price list 2009 - Accessories for baths

### Vilbox bath support

With the new Vilbox bath support, Villeroy & Boch is now offering plumbers the ideal installation aid when fitting and tiling both rectangular and hexagonal baths. Developed in collaboration with wedi, Vilbox is a bath support that is particularly easy to cut, quick to assemble and then immediately ready for tiling.

And this is how it is done:

First of all, the size of the bath is marked on the panel, not forgetting to include the tile thickness in the calculation. The 30-mm thick building boards are then cut to size with a saw; these boards have a core made from rigid foam and are reinforced on both sides with glass fibre fabric and coated with synthetically treated mortar.

The support is then assembled in just a few quick steps and the bath is stood on its feet.

Alternatively, a bath support can be placed centrally on the lower side of the bath and cut to the relevant size. Adhesive and sealant is then applied to the tongue and groove joints of the individual boards and these are subsequently stabilised with screws. Vilbox can now be positioned and fixed to the floor using adhesive and sealant. Mortar is used to compensate for any unevenness in the floor. When adhesive and sealant has been applied to the upper edge of the board, the bath is carefully inserted and then easily stabilised, either against the wall or free-standing in the centre of the room. Finally, a Stanley knife is used to cut the inspection opening (adjust the cut-out to match the dimensions of the tile grid). The bath is connected and adhesive is used to bond the inspection opening into place. As soon as reinforcement tape has been applied to all joints, the waterproof and moisture-resistant panels can be tiled. Vilbox is also ideal for panelling special products with particularly narrow edges, such as Squaro, Cetus or Pavia. The system is supplied in flat packs less than 10-cm high and is thus easy to carry and transport and compact to store.



Article number	Description	Price
900WSVIL0012	Universal bath support for rectangular baths, suitable for baths of 1400 - 1900 mm length and 700 - 900 mm width. Height: 640 mm <b>Not possible in combination with a whirlpool</b>	274,-
900WSVIL0026	Universal bath support for hexagonal baths, suitable for baths of 1900 - 2100 mm length and 800 - 1000 mm width. Height: 640 mm <b>Not possible in combination with a whirlpool</b>	372,-

### VILBOgrip – slip-resistant coating for baths and shower trays

VILBOgrip by Villeroy & Boch prevents slipping on smooth surfaces such as tiles, acrylic, Quarryl or enamel. The product is applied over the entire surface providing optimum slip resistance. The slightly rough surface is perceptible but in no way uncomfortable on the feet.

- ✓ **Greater safety in the bathroom.**
- ✓ **Simple application.**
- ✓ **Easy-clean.**
- ✓ **Environmentally-friendly and pollutant-free.**
- ✓ **TÜV tested and approved in accordance with DIN 51097, application group B.**

Article number	Description	Price
900VILGRIP	Vilbogrip – Slip-resistant coating for 2 m <sup>2</sup> .	80,-

- The prices are given in Euro excl. VAT.

- All sizes are indicated in mm.

## Wellness price list 2009 - Installation tips whirlpools

### Installation tips

Various things need to be considered and prepared before installation. The whirlpool is delivered complete and factory pre-installed. Only water and electrical connections need to be provided on site.

Installation requires more space than a conventional bathtub. All technical components must remain accessible so that the electronics can be located quickly. The use of a Multibox or another flexible casing is recommended.

Direct contact with the structure must be avoided for noise protection reasons (see noise-reduction tips).

Sufficient ventilation must be provided, through the ventilation grate as well as the Multibox. If you prefer a different solution, please ensure that there is an air intake of 4000 mm<sup>2</sup>.

Avoid direct sunlight on the receiver  
(option: remote control), as it may affect operation.

The drain pipe should be 40 or 50 mm and should be pre-installed in the area of the installation site.

Installation of the whirlpool against the prepared tiled wall and on the prepared tiled floor is recommended.

### Electricity

A connection to the electricity supply in compliance with BS 7671 regulations must be configured accordingly. The current is 230 V/50 Hz and must be installed on a separate supply lead (3 x 2.5 mm<sup>2</sup> + equipotential bonding 1 x 2.5 mm<sup>2</sup>) through a Residual Current Circuit Breaker. The power lead must be long enough when installed in the area of the whirlpool. A cut-off switch must be installed between the supply lead and the control box for the whirlpool. Pre-installation and connection must be carried out by a professional.

### Technology projection

The Villeroy & Boch units required for our whirlpool systems never project beyond the rim of the bath. Depending on the combination of whirlpool system, bath and accessories, this can mean that it is not possible to tile directly below the rim of the bath.

### Noise-reduction tips

To prevent acoustic bridges, the following measures should be considered. Direct contact with the construction material can be prevented by means of a sufficiently large silicone seam or special noise-damping strips. Make sure that there is no adhesive or mortar residue on the whirlpool. Fittings mounted directly on the edge of the tub should be connected with sufficiently flexible hoses.

The location must be solid and subject to little vibration. Extraneous air inlets below the whirlpool, such as in the area of the deck or wall ducts, should be avoided.

### Other issues

#### Safety and hygiene

Villeroy & Boch whirlpools meet the highest standards of safety and hygiene. To assure hygiene, some models are equipped with special jets or have a fully automatic cleaning system, which automatically engages when the bathwater has drained. The pipes are then dried by air. The blowing-dry can also be performed manually, for example, if water has entered the system while the bathtub is being cleaned. To guarantee safe operation, all water-carrying whirlpools are equipped with a special hair trap, which stops water suction if the drain is blocked. To prevent the whirlpool from being switched on when there is no water in the tub, all systems feature dry-run protection that operates by means of a level sensor. The Whisper systems carry the KEMA test mark and of course the CE logo as well.

#### Cleaning and hygiene

Villeroy & Boch whirlpools are very easy to clean. After use, the bathtub should be rinsed with clean water and dried with a cloth. All jets can be disassembled at any time for cleaning, using the equipment provided. We recommend mild detergents that will gently clean the surface of the jets. It is highly recommended not to use bath products containing oil, but bath salts, etc., can safely be used, as long as the salt dissipates. To achieve optimal hygiene in the pipes, we recommend rinsing the whirlpool once a month with a cleaner.



## Wellness price list 2009 - Order form for Whisper and Ultimate Fitness

### Order form

Order form for wholesaler: \_\_\_\_\_

Wholesaler: \_\_\_\_\_

Company name: \_\_\_\_\_

Contact person: \_\_\_\_\_

Address: \_\_\_\_\_

Postal code and town/city: \_\_\_\_\_

Tel. no: \_\_\_\_\_

Fax: \_\_\_\_\_

Signature: \_\_\_\_\_

Retail: \_\_\_\_\_

Company name: \_\_\_\_\_

Contact person: \_\_\_\_\_

Address: \_\_\_\_\_

Postal code and town/city: \_\_\_\_\_

Tel. no: \_\_\_\_\_

Fax: \_\_\_\_\_

Signature: \_\_\_\_\_

The whirlpool is to be installed at: \_\_\_\_\_

Customer name: \_\_\_\_\_

Address: \_\_\_\_\_

Postal code and town/city: \_\_\_\_\_

Tel. no.: \_\_\_\_\_

Signature: \_\_\_\_\_

#### Step 1: The bath

Bath name: \_\_\_\_\_

Article number: \_\_\_\_\_

Colour/colour no.: \_\_\_\_\_

Separate options: \_\_\_\_\_

#### Step 2: The system

- Whisper Airpool (WAE)
- Whisper Whirlpool (WWE)
- Whisper Combipool (WCE)
- Ultimate Fitness Airpool (FAE)
- Ultimate Fitness Whirlpool (FWE)
- Ultimate Fitness Combipool (FCE)

#### Step 3: Options

*In case of separate options desired for the system*

	WAE	WWE	WCE	FAE	FWE	FCE
Comfort Control	<input type="checkbox"/>	<input type="checkbox"/>	<input type="checkbox"/>	<input type="checkbox"/>	<input type="checkbox"/>	<input type="checkbox"/>
Air Royale (only possible for Quarry <sup>®</sup> baths)	<input type="checkbox"/>		<input type="checkbox"/>			
Zone and Intervallmassage I / II / III	<input type="checkbox"/>	<input type="checkbox"/>	<input type="checkbox"/>		<input type="checkbox"/>	<input type="checkbox"/>
2 LED spotlights, white	<input type="checkbox"/>	<input type="checkbox"/>	<input type="checkbox"/>	<input type="checkbox"/>	<input type="checkbox"/>	<input type="checkbox"/>
Magic Light: 2 coloured LEDs for whirlpool lighting (6 colours)	<input type="checkbox"/>	<input type="checkbox"/>	<input type="checkbox"/>	<input type="checkbox"/>	<input type="checkbox"/>	<input type="checkbox"/>
Comfort Heat: Whirlpool heating system		<input type="checkbox"/>	<input type="checkbox"/>		<input type="checkbox"/>	<input type="checkbox"/>
Intervallmassage I - II - III				<input type="checkbox"/>		
10 back- and feet jets		<input type="checkbox"/>	<input type="checkbox"/>		<input type="checkbox"/>	<input type="checkbox"/>
Water temperature indicator	<input type="checkbox"/>	<input type="checkbox"/>	<input type="checkbox"/>	<input type="checkbox"/>	<input type="checkbox"/>	<input type="checkbox"/>
Aromatic Mist Treatment	<input type="checkbox"/>	<input type="checkbox"/>	<input type="checkbox"/>	<input type="checkbox"/>	<input type="checkbox"/>	<input type="checkbox"/>
Viega Multiplex Trio	<input type="checkbox"/>	<input type="checkbox"/>	<input type="checkbox"/>	<input type="checkbox"/>	<input type="checkbox"/>	<input type="checkbox"/>
Viega Multiplex Trio with tube interrupter	<input type="checkbox"/>	<input type="checkbox"/>	<input type="checkbox"/>	<input type="checkbox"/>	<input type="checkbox"/>	<input type="checkbox"/>
Air grating for optimum ventilation and cooling	<input type="checkbox"/>	<input type="checkbox"/>	<input type="checkbox"/>	<input type="checkbox"/>	<input type="checkbox"/>	<input type="checkbox"/>
Multibox	<input type="checkbox"/>	<input type="checkbox"/>	<input type="checkbox"/>	<input type="checkbox"/>	<input type="checkbox"/>	<input type="checkbox"/>

#### Step 4: Visible parts

- Chrome-plated (standard)
- Gold

#### Position of technical parts & rim control or receiver

- Position option 1
- Position option 2

#### Invisible Jets (only possible for FWE and FCE systems)

- White
- Chrome-plated
- Gold

#### Send off

Retail trade: Fill in this form as completely as possible and send it to your wholesaler. Remember to retain a copy. Clearly indicate your order number.

Send this form to Villeroy & Boch Wellness bv / Bathroom and Wellness Division / Savannahweg 25 / 3542 AW Utrecht / The Netherlands /

Tel. +31 (0)30 247 34 00 / Fax +31 (0)30 247 34 99.

- The prices are given in Euro excl. VAT.

- All sizes are indicated in mm.

## Wellness price list 2009 - Order form for Just Relax!

### Order form

Order form for wholesaler:

Wholesaler: \_\_\_\_\_  
 Company name: \_\_\_\_\_  
 Contact person: \_\_\_\_\_  
 Address: \_\_\_\_\_  
 Postal code and town/city: \_\_\_\_\_  
 Tel. no: \_\_\_\_\_  
 Fax: \_\_\_\_\_  
 Signature: \_\_\_\_\_

Retail: \_\_\_\_\_  
 Company name: \_\_\_\_\_  
 Contact person: \_\_\_\_\_  
 Address: \_\_\_\_\_  
 Postal code and town/city: \_\_\_\_\_  
 Tel. no: \_\_\_\_\_  
 Fax: \_\_\_\_\_  
 Signature: \_\_\_\_\_

The whirlpool is to be installed at: \_\_\_\_\_  
 Customer name: \_\_\_\_\_  
 Address: \_\_\_\_\_  
 Postal code and town/city: \_\_\_\_\_  
 Tel. no. \_\_\_\_\_  
 Signature: \_\_\_\_\_

### Step 1: The bath

Bath name: \_\_\_\_\_  
 Article number: \_\_\_\_\_  
 Colour/colour no.: \_\_\_\_\_  
 Separate options: \_\_\_\_\_  
 \_\_\_\_\_

### Step 2: The system

Just Relax! - Standard

- Just Relax! Airpool (JAP)
- Just Relax! Whirlpool (JWP)
- Just Relax! Combipool (JCP)

Just Relax! - Electronic

- Just Relax! Airpool Electronic (JAE)
- Just Relax! Whirlpool Electronic (JWE)
- Just Relax! Combipool Electronic (JCE)

### Step 3: Options

Just Relax! - Standard

- Just Relax! Airpool inklusive Trio (JAPT)
- Just Relax! Whirlpool inklusive Trio (JWPT)
- Just Relax! Combipool inklusive Trio (JCPT)

Just Relax! - Electronic

- Just Relax! Airpool Electronic inklusive Trio (JAET)
- Just Relax! Whirlpool Electronic inklusive Trio (JWET)
- Just Relax! Combipool Electronic inklusive Trio (JCET)

### Step 4: Visible parts

The visible parts of the Just Relax! whirlpool systems are only available in chrome plated.

### Position of technical parts

The technical part and the rim control of the Just Relax! whirlpools are only available in one position.

Send to

Retail trade: Fill in this form as completely as possible and send it to your wholesaler. Remember to retain a copy. Clearly indicate your order number.  
 Send this form to Villeroy & Boch Wellness bv / Bathroom and Wellness Division / Savannahweg 25 / 3542 AW Utrecht / The Netherlands /  
 Tel. +31 (0)30 247 34 00 / Fax +31 (0)30 247 34 99.

- The prices are given in Euro excl. VAT.  
 - All sizes are indicated in mm.

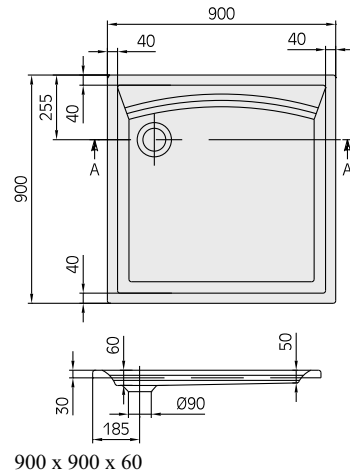
## Wellness price list 2009

### Shower trays

Standard excl. support.  
Can be delivered till 30.06.2009.

### Century

(Square)



Article number	Name and version	Size l x w x h	Depth	Waste ø	Price
DA0906CEN1V	Century	900 x 900 x 60	60	90	522,-

#### Accessories for shower trays:

Article number	Description	Price
82990000	Adjustable support system (shower tray feet), adjustable height 105 à 150 mm	52,-
99760000	Shower tray feet, adjustable height 105 à 150 mm	66,-
82000061	Waste standard, ø 90 mm, chrome plated	57,-

### Shower trays

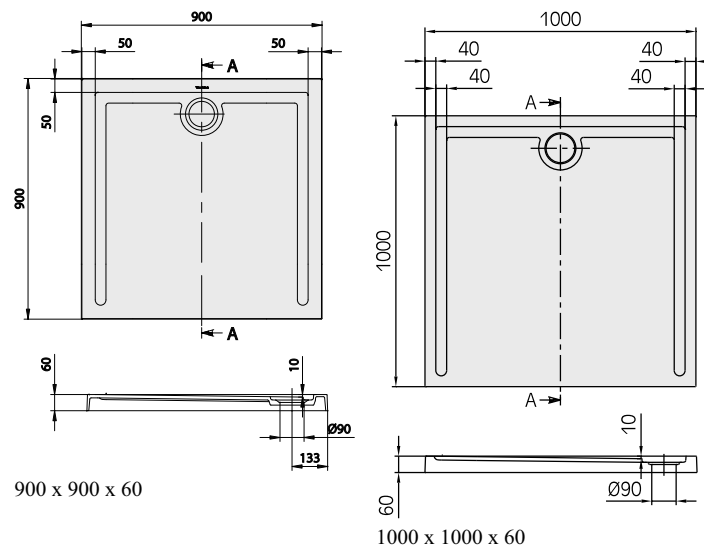
Incl. polystyrene foam support.  
Height shower tray 60 mm.  
Height incl. polystyrene foam support 65 mm.

### Cumulus

(Square)



**Quaryl®**  
by Villeroy & Boch



Article number	Name and version	Size l x w x h	Depth	Waste ø	Price
DQ0906CUM1V	Cumulus	900 x 900 x 60	10	90	457,-
DQ1006CUM1V		1000 x 1000 x 60			593,-

#### Accessories for shower trays:

Article number	Description	Price
82000061	Waste standard, ø 90 mm, chrome plated	57,-



## Wellness price list 2009

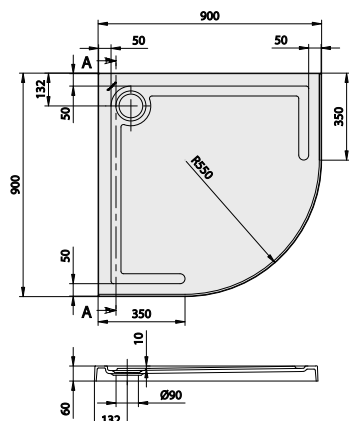
### Shower trays

#### Cumulus (Quarter circle)

Incl. polystyrene foam support.  
Height shower tray 60 mm.  
Height incl. polystyrene foam support 65 mm.



**Quaryl**  
by Villeroy & Boch



900 x 900 x 60

Article number	Name and version	Size l x w x h	Depth	Waste ø	Price
DQ0906CUM4V	Cumulus	900 x 900 x 60	10	90	660,-

#### Accessories for shower trays:

Article number	Description	Price
82000061	Waste standard, ø 90 mm, chrome plated	57,-

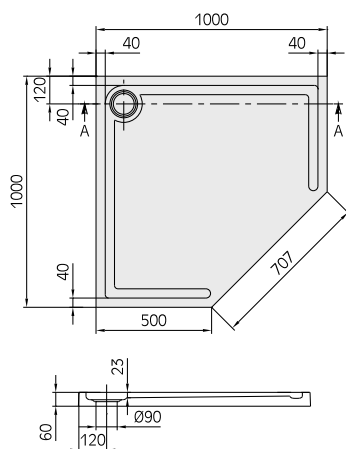
### Shower trays

#### Cumulus (Pentagonal)

Incl. polystyrene foam support.  
Height shower tray 60 mm.  
Height incl. polystyrene foam support 65 mm.



**Quaryl**  
by Villeroy & Boch



1000 x 1000 x 60

Article number	Name and version	Size l x w x h	Depth	Waste ø	Price
DQ1006CUM5V	Cumulus	1000 x 1000 x 60	23	90	857,-

#### Accessories for shower trays:

Article number	Description	Price
82000061	Waste standard, ø 90 mm, chrome plated	57,-

# Wellness price list 2009

## Shower trays

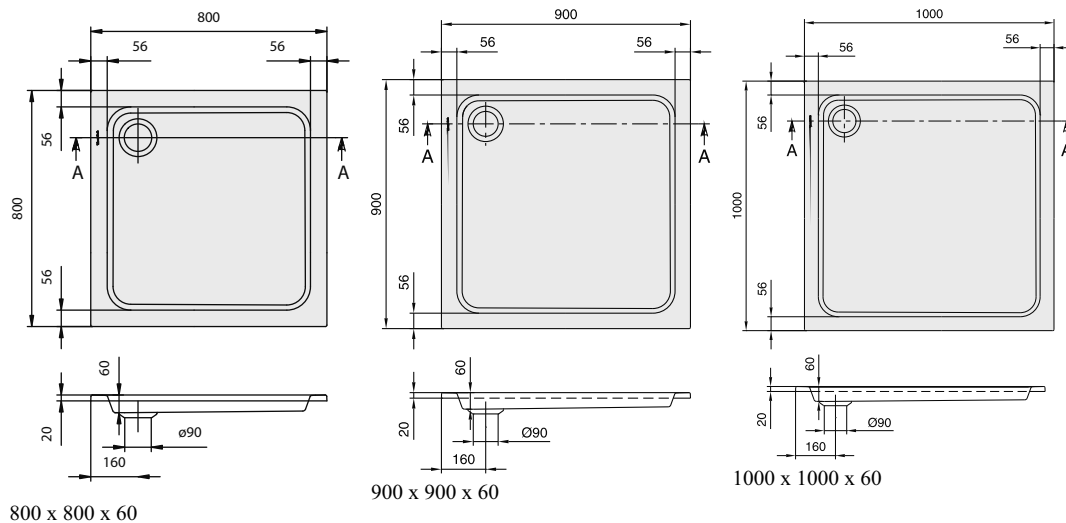
All Futurion shower trays are supplied without support/base.

### Futurion

(Square)



**Quaryl**  
by Villeroy & Boch



Article number	Name and version	Size l x w x h	Depth	Waste ø	Price
DQ0806FUT1V	Futurion	800 x 800 x 60	60	90	350,-
DQ0906FUT1V		900 x 900 x 60			350,-
DQ1006FUT1V		1000 x 1000 x 60			454,-

Accessories for shower trays:					
Article number	Description				Price
PSD08161	Polystyrene support, for shower tray, 800 x 800 x 160 mm				86,-
PSD09161	Polystyrene support, for shower tray, 900 x 900 x 160 mm				86,-
PSD01161	Polystyrene support, for shower tray, 1000 x 1000 x 160 mm				96,-
82990000	Adjustable support system (shower tray feet), adjustable height 105 à 150 mm				52,-
82000061	Waste standard, ø 90 mm, chrome plated				57,-

# Wellness price list 2009

## Shower trays

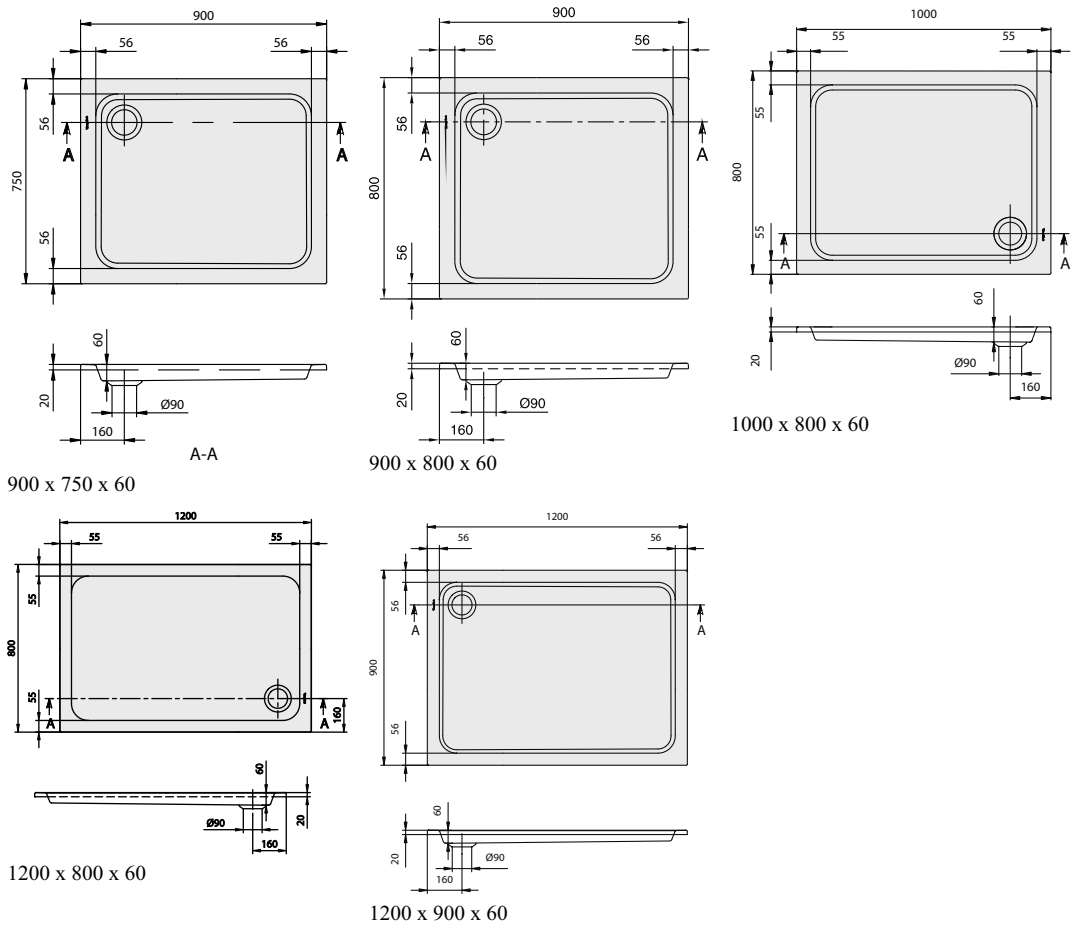
All Futurion shower trays are supplied without support/base.

### Futurion

(Rectangular)



**Quaryl**  
by Villeroy & Boch



Article number	Name and version	Size l x w x h	Depth	Waste ø	Price
DQ9706FUT2V	Futurion	900 x 750 x 60	60	90	407,-
DQ9806FUT2V		900 x 800 x 60			407,-
DQ1806FUT2V		1000 x 800 x 60			530,-
DQ1286FUT2V		1200 x 800 x 60			606,-
DQ1296FUT2V		1200 x 900 x 60			592,-

Accessories for shower trays:		
Article number	Description	Price
PSD97162	Polystyrene support, for shower tray, 750 x 900 x 160 mm	96,-
PSD98162	Polystyrene support, for shower tray, 800 x 900 x 160 mm	86,-
PSD18162	Polystyrene support, for shower tray, 800 x 1000 x 160 mm	96,-
PSD28162	Polystyrene support, for shower tray, 1200 x 800 x 160 mm	96,-
PSD29162	Polystyrene support, for shower tray, 1200 x 900 x 160 mm	96,-
82990000	Adjustable support system (shower tray feet), adjustable height 105 à 150 mm	52,-
82000061	Waste standard, ø 90 mm, chrome plated	57,-

- The prices are given in Euro excl. VAT.  
- All sizes are indicated in mm.

- For more information on the colours, see flip-out page and page 158.

## Wellness price list 2009

### Shower trays

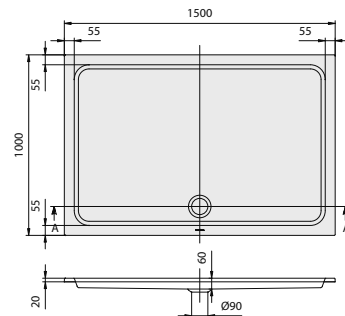
All Futurion shower trays are supplied without support/base.

#### Futurion

(Rectangular)



**Quaryl®**  
by Villeroy & Boch



1500 x 1000 x 60

Article number	Name and version	Size l x w x h	Depth	Waste ø	Price
DQ1516FUT2V	Futurion	1500 x 1000 x 60	60	90	759,-

#### Accessories for shower trays:

Article number	Description	Price
PSD51162	Polystyrene support, for shower tray, 1500 x 1000 x 160 mm	169,-
82000061	Waste standard, ø 90 mm, chrome plated	57,-

### Shower trays

All Futurion shower trays are supplied without support/base.

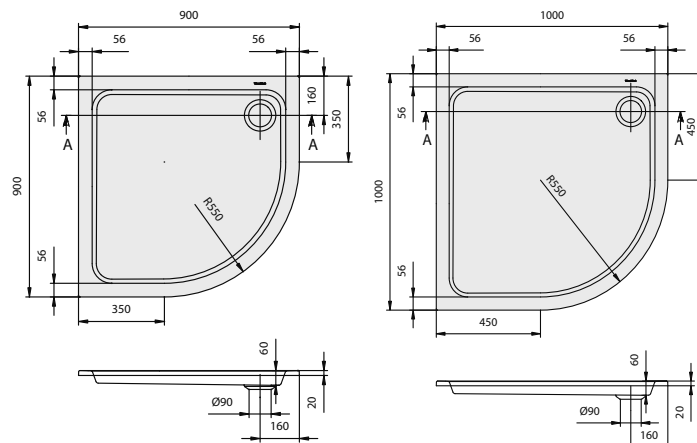
The height of the panel is 160 mm.

#### Futurion

(Quarter circle)



**Quaryl®**  
by Villeroy & Boch



900 x 900 x 60

1000 x 1000 x 60

Article number	Name and version	Size l x w x h	Depth	Waste ø	Price
DQ0906FUT4V	Futurion	900 x 900 x 60	60	90	581,-
DQ0906FUT4PFV	Futurion, incl. separate panel, incl. frame	900 x 900 x 180			690,-
DQ1006FUT4V	Futurion	1000 x 1000 x 60			760,-
DQ1006FUT4PFV	Futurion, incl. separate panel, incl. frame	1000 x 1000 x 180			893,-

#### Accessories for shower trays:

Article number	Description	Price
82990000	Adjustable support system (shower tray feet), adjustable height 105 à 150 mm	52,-
82000061	Waste standard, ø 90 mm, chrome plated	57,-

## Wellness price list 2009

### Shower trays

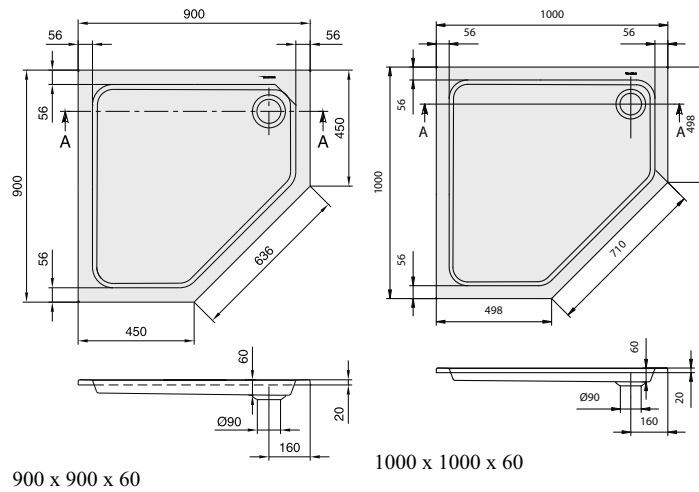
All Futurion shower trays are supplied without support/base.

#### Futurion

(Pentagonal)



**Quaryl**  
by Villeroy & Boch



Article number	Name and version	Size l x w x h	Depth	Waste ø	Price
DQ0906FUT5V	Futurion	900 x 900 x 60	60	90	581,-
DQ1006FUT5V		1000 x 1000 x 60			760,-

#### Accessories for shower trays:

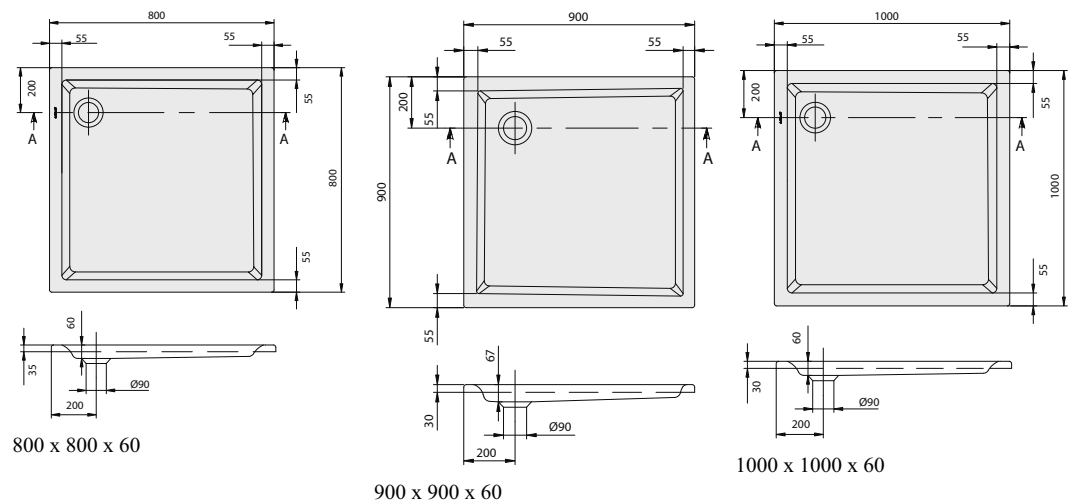
Article number	Description	Price
82990000	Adjustable support system (shower tray feet), adjustable height 105 à 150 mm	52,-
82000061	Waste standard, ø 90 mm, chrome plated	57,-

### Shower trays

Standard excl. support.  
The height of the panel is 160 mm.

#### Geos architectura

(Square)



Article number	Name and version	Size l x w x h	Depth	Waste ø	Price
DA0806GEO1V	Geos architectura	800 x 800 x 60	60	90	292,-
DA0906GEO1V		900 x 900 x 60			292,-
DA1006GEO1V		1000 x 1000 x 60			398,-
DA1006GEO1PFV	Geos architectura, incl. separate panel, incl. frame	1000 x 1000 x 190			555,-

#### Accessories for shower trays:

Article number	Description	Price
99760000	Shower tray feet, adjustable height 105 à 150 mm	66,-
82990000	Adjustable support system (shower tray feet), adjustable height 105 à 150 mm	52,-
82000061	Waste standard, ø 90 mm, chrome plated	57,-

- The prices are given in Euro excl. VAT.  
- All sizes are indicated in mm.

- For more information on the colours, see flip-out page and page 158.

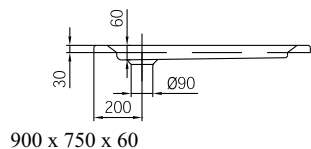
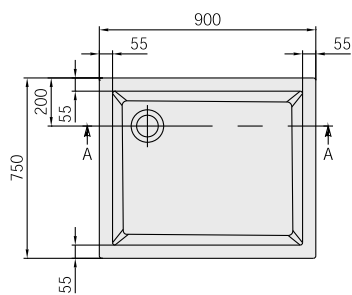
# Wellness price list 2009

## Shower trays

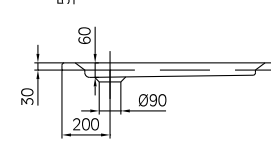
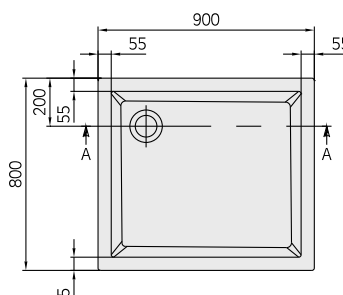
Standard excl. support.

### Geos architectura

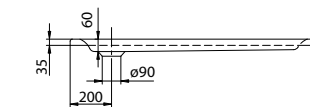
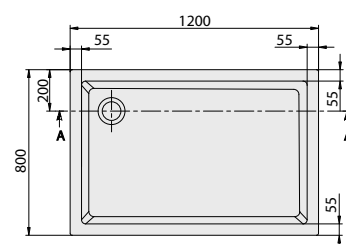
(Rectangular)



900 x 750 x 60



900 x 800 x 60



1200 x 800 x 60

Article number	Name and version	Size l x w x h	Depth	Waste ø	Price
DA9706GEO2V	Geos architectura	900 x 750 x 60	60	90	319,-
DA9806GEO2V		900 x 800 x 60			333,-
DA1286GEO2V		1200 x 800 x 60			398,-

Accessories for shower trays:		
Article number	Description	Price
99760000	Shower tray feet, adjustable height 105 à 150 mm	66,-
82990000	Adjustable support system (shower tray feet), adjustable height 105 à 150 mm	52,-
82000061	Waste standard, ø 90 mm, chrome plated	57,-

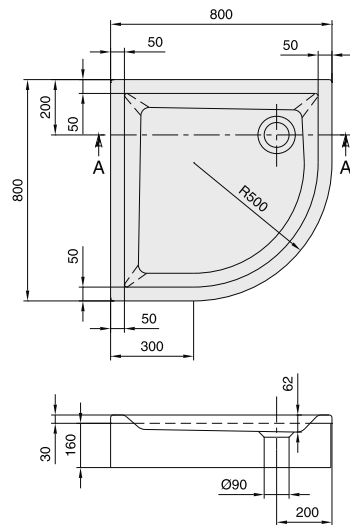
## Wellness price list 2009

### Shower trays

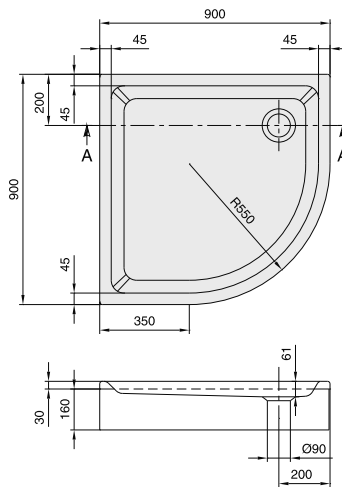
Standard excl. support.  
The height of the panel is 160 mm.

### Geos architectura

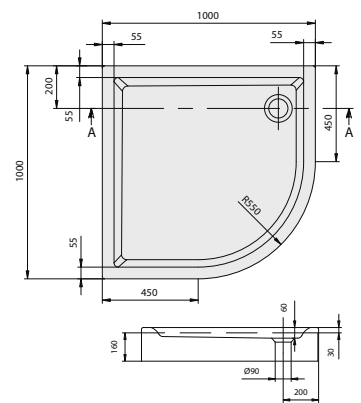
(Quarter circle)



800 x 800 x 60



900 x 900 x 60



1000 x 1000 x 60

Article number	Name and version	Size l x w x h	Depth	Waste ø	Price
DA0806GEO4V	Geos architectura	800 x 800 x 60	60	90	292,-
DA0806GEO4PFV	Geos architectura, incl. separate panel, incl. frame	800 x 800 x 190			448,-
DA0906GEO4V	Geos architectura	900 x 900 x 60			292,-
DA0906GEO4PFV	Geos architectura, incl. separate panel, incl. frame	900 x 900 x 190			448,-
DA1006GEO4V	Geos architectura	1000 x 1000 x 60			398,-
DA1006GEO4PFV	Geos architectura, incl. separate panel, incl. frame	1000 x 1000 x 190			556,-

#### Accessories for shower trays:

Article number	Description	Price
99760000	Shower tray feet, adjustable height 105 à 150 mm	66,-
82990000	Adjustable support system (shower tray feet), adjustable height 105 à 150 mm	52,-
82000061	Waste standard, ø 90 mm, chrome plated	57,-

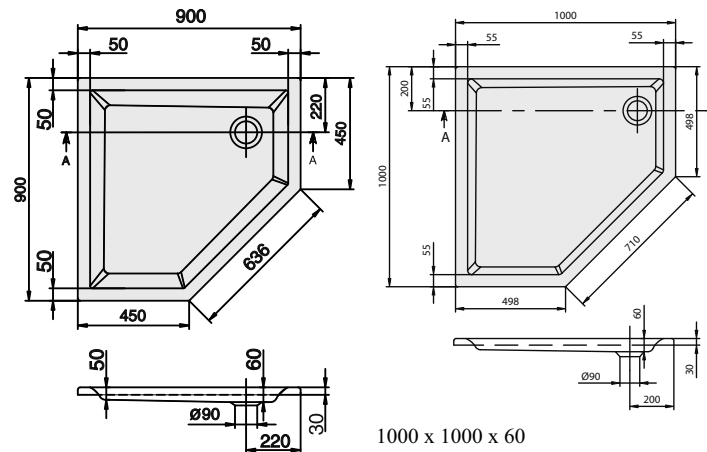
## Wellness price list 2009

### Shower trays

Standard excl. support.

### Geos architectura

(Pentagonal)



900 x 900 x 60

1000 x 1000 x 60

Article number	Name and version	Size l x w x h	Depth	Waste ø	Price
DA9006GEO5V	Geos architectura	900 x 900 x 60	60	90	292,-
DA9006GEO5PFV	Geos architectura, incl. separate panel, incl. frame	900 x 900 x 190			448,-
DA1006GEO5V	Geos architectura	1000 x 1000 x 60			398,-
DA1006GEO5PFV	Geos architectura, incl. separate panel, incl. frame	1000 x 1000 x 190			556,-

#### Accessories for shower trays:

Article number	Description	Price
99760000	Shower tray feet, adjustable height 105 à 150 mm	66,-
82990000	Adjustable support system (shower tray feet), adjustable height 105 à 150 mm	52,-
82000061	Waste standard, ø 90 mm, chrome plated	57,-

### Shower trays

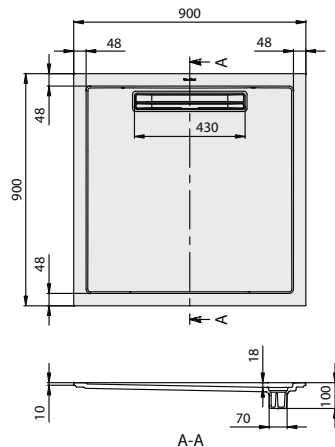
Shower tray with integrated waste with waste cover from Quaryl®.

### Squaro

(Square)

Supplied with the product are: flexible drain connection and polystyrene support set incl. sealant tape or completely integrated installation.

Drainage capacity: 28 l/min



900 x 900 x 18

Article number	Name and version	Size l x w x h	Depth	Waste l x w	Price
DQ0910SQR1V	Squaro, Super Flat	900 x 900 x 18	18	430 x 70	735,-



## Wellness price list 2009

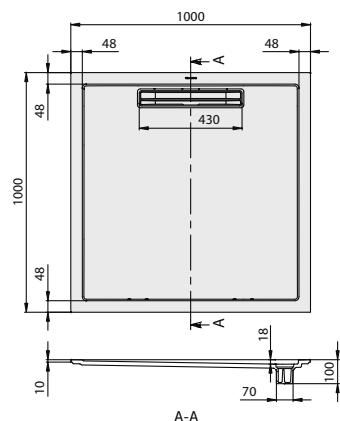
### Shower trays

#### Squaro (Square)

Shower tray with integrated waste with waste cover from Quaryl®.

Supplied with the product are: flexible drain connection and polystyrene support set incl. sealant tape or completely integrated installation.

Drainage capacity: 28 l/min



1000 x 1000 x 18

Article number	Name and version	Size l x w x h	Depth	Waste l x w	Price
DQ1010SQR1V	Squaro, Super Flat	1000 x 1000 x 18	18	430 x 70	828,-

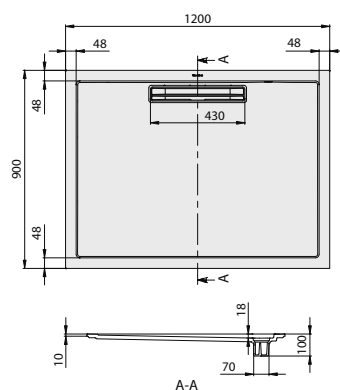
### Shower trays

#### Squaro (Rectangular)

Shower tray with integrated waste with waste cover from Quaryl®.

Supplied with the product are: flexible drain connection and polystyrene support set incl. sealant tape or completely integrated installation.

Drainage capacity: 28 l/min



1200 x 900 x 18

Article number	Name and version	Size l x w x h	Depth	Waste l x w	Price
DQ1290SQR2V	Squaro, Super Flat	1200 x 900 x 18	18	430 x 70	927,-

## Wellness price list 2009

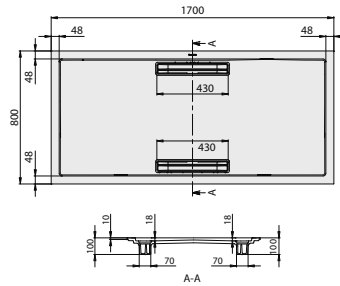
### Shower trays

#### Squaro (Rectangular)

Shower tray with integrated waste with waste cover from Quaryl®.

Supplied with the product are: flexible drain connection and polystyrene support set incl. sealant tape or completely integrated installation.

Drainage capacity: 50 l/min



1700 x 800 x 18

Article number	Name and version	Size l x w x h	Depth	Waste l x w	Price
DQ1780SQR2V	Squaro, Super Flat	1700 x 800 x 18	18	430 x 70	1.196,-

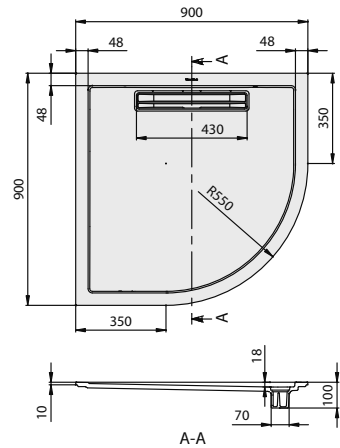
### Shower trays

#### Squaro (Quarter circle)

Shower tray with integrated waste with waste cover from Quaryl®.

Supplied with the product are: flexible drain connection and polystyrene support set incl. sealant tape or completely integrated installation.

Drainage capacity: 28 l/min



900 x 900 x 18

Article number	Name and version	Size l x w x h	Depth	Waste l x w	Price
DQ0910SQR4V	Squaro, Super Flat	900 x 900 x 18	18	430 x 70	822,-

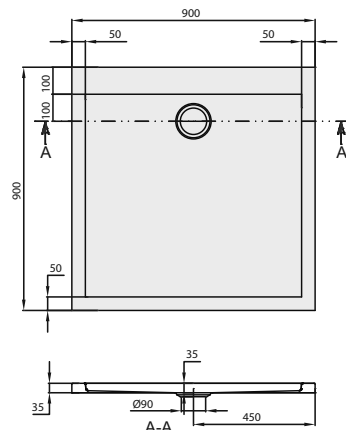
# Wellness price list 2009

## Shower trays

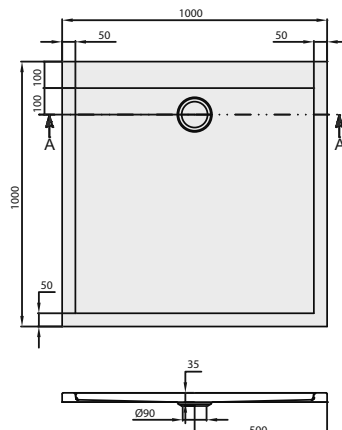
All shower trays are supplied without support/base.

### Subway

(Square)



900 x 900 x 35



1000 x 1000 x 35

Article number	Name and version	Size l x w x h	Depth	Waste ø	Price
DA0935SUB1V	Subway	900 x 900 x 35	35	90	330,-
DA1035SUB1V		1000 x 1000 x 35			381,-

#### Accessories for shower trays:

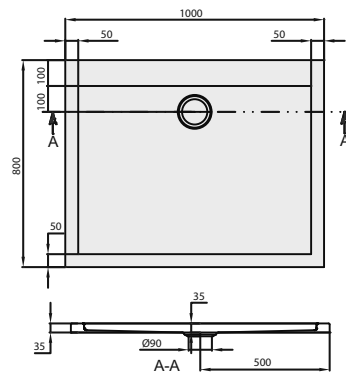
Article number	Description	Price
82990000	Adjustable support system (shower tray feet), adjustable height 105 à 150 mm	52,-
99760000	Shower tray feet, adjustable height 105 à 150 mm	66,-
82000061	Waste standard, ø 90 mm, chrome plated	57,-

## Shower trays

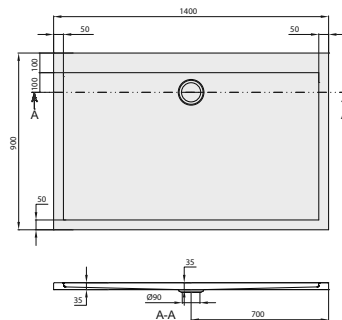
All shower trays are supplied without support/base.

### Subway

(Rectangular)



1000 x 800 x 35



1400 x 900 x 35

Article number	Name and version	Size l x w x h	Depth	Waste ø	Price
DA1835SUB2V	Subway	1000 x 800 x 35	35	90	371,-
DA1493SUB2V		1400 x 900 x 35			464,-

#### Accessories for shower trays:

Article number	Description	Price
82990000	Adjustable support system (shower tray feet), adjustable height 105 à 150 mm	52,-
99760000	Shower tray feet, adjustable height 105 à 150 mm	66,-
82000061	Waste standard, ø 90 mm, chrome plated	57,-

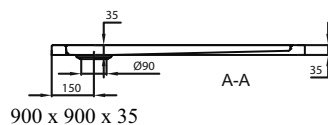
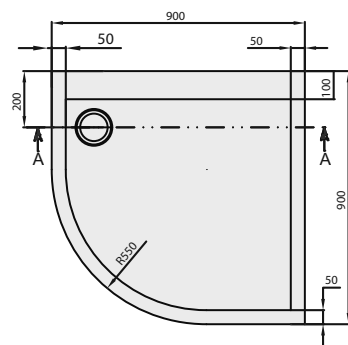
## Wellness price list 2009

### Shower trays

All shower trays are supplied without support/base.

### Subway

(Quarter circle)



900 x 900 x 35

Article number	Name and version	Size l x w x h	Depth	Waste ø	Price
DA0935SUB4V	Subway	900 x 900 x 35	35	90	330,-
DA0935SUB4PFV	Subway, incl. separate panel, incl. frame	900 x 900 x 195			433,-

Accessories for shower trays:		
Article number	Description	Price
82990000	Adjustable support system (shower tray feet), adjustable height 105 à 150 mm	52,-
99760000	Shower tray feet, adjustable height 105 à 150 mm	66,-
82000061	Waste standard, ø 90 mm, chrome plated	57,-

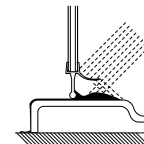
## Wellness price list 2009 - Shower enclosures technic

### Splash proof and Quality

The design of the shower enclosure and the shower tray is decisive for the degree of splash proofness. Accordingly, when selecting the product, you should include your waterproofing requirements. This is because, in comparison with design-orientated, reduced frame and no-frame products, fully framed products offer a higher level of splash proofness. In the same way, it is clear that doors opening onto a room can spread droplets of water. With sliding doors, these droplets remain in the shower. Water proofness will also be determined by whether the shower enclosure is installed directly on a shower tray or at the level of the floor. It goes without saying that all Villeroy & Boch shower enclosures satisfy the requirements for splash proofness and are tested to the requirements of the current version of DIN EN 14428.

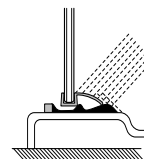
### No-frame shower enclosures

No-frame shower enclosures represent design, exclusivity and easy cleaning: because of the lack of a lower sealing strip splash water can more easily escape.



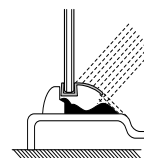
### Reduced-frame shower enclosures

With their attractive profiles, reduced-frame shower enclosures have a pleasing appearance, but because of their design, they cannot guarantee absolute water proofness.



### Full-frame shower enclosures

With their pronounced profiles, full-frame shower enclosures offer excellent water proofness.



### Installation hints

When installing shower enclosures, care must be taken to ensure that there is no piping (e.g. for water or electricity) installed in the vicinity of the shower enclosure mountings. Villeroy & Boch cannot accept any responsibility for damage that could occur.

### Maintenance hints/ VILBOclear

For shower enclosures in safety glass without additional VILBOclear quality enhancing treatment, we recommend, in order to prevent the build-up of limestone and dirt, that regular cleaning is carried out using a mild alkaline cleaner or a standard commercial bath cleaner (and following the manufacturer's instructions). However, suitability should be verified by cleaning an inconspicuous area beforehand.

VILBOclear, the special process for enhancing single-pane safety glass in shower enclosures is available as an option for Subway and Lifetime shower enclosures and as standard for Squaro shower enclosures. VILBOclear is applied directly to the glass at the factory. Just like the successful Villeroy & Boch innovation CeramicPlus, VILBOclear is water-repellent, so that no beads of water will form when the glass is wet. Real glass shower enclosures treated with VILBOclear, stand out because they are much easier to clean than conventional shower enclosures, as dirt and other impurities are easily removed. Cleaning real glass shower enclosures treated with VILBOclear is simple: The panes should be cleaned regularly with clean water and a soft cloth or sponge (do not use micro-fibre cloths or abrasive cloths or cleaning agents).

VILBOclear

### Tray installation dimensions

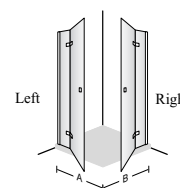
The tray installation dimensions defines the measuring area into which a standard product and all available compensating products can be built.

### Parts subject to wear

In spite of the high quality of the materials used, certain components such as plastic profiles, drainage strips will start to show signs of wear over the course of time and - depending on how frequently they are used and how they are cleaned - will need to be replaced. These components are not covered by our warranty.

### Left side, right side

Measuring a shower enclosure is considered at from the outside by Villeroy & Boch, so that there are left and right sided variations of the different models. Where there is a corner entrance, a left and a right side must always be ordered (2 article numbers), to ensure that the shower is complete. If a model does not contain any information on left / right, it will be a reversible product and can be installed on the left or on the right. In the case of models not comprising two article numbers (e.g. a quarter circle with a door), left represents left-opening doors and right represents right-opening doors.



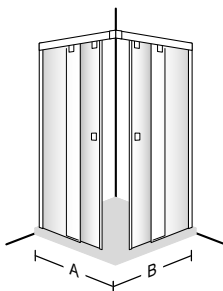
- The prices are given in Euro excl. VAT.
- All sizes are indicated in mm.

## Wellness price list 2009 - Shower enclosures order examples

Examples for shower enclosures consisting of several articles:

### Lifetime (Corner)

2 sliding doors, left and right (900 mm), for corner, transparent single pane safety glass, satin-finish chrome (page 132)



#### Version without VILBOclear

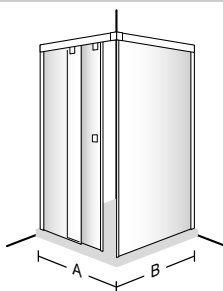
Description	Article number	Colour 00
Door left	DW0090LIF222LIV-00	€ 877,-
Door right	DW0090LIF222REV-00	€ 877,-
<b>Total price</b>		<b>€ 1.754,-</b>

#### Version incl. VILBOclear

Description	Article number	Colour 00
Door left	DW0090LIF222LGV-00	€ 1.060,-
Door right	DW0090LIF222RGV-00	€ 1.060,-
<b>Total price</b>		<b>€ 2.120,-</b>

### Lifetime (Corner)

Sliding door (1000 mm), for combination with side panel (900 mm), transparent single pane safety glass, chrome plated (page 133)



#### Version left without VILBOclear

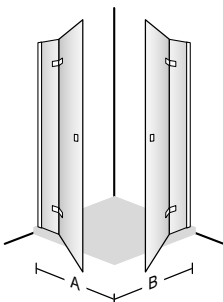
Description	Article number	Colour 61
Sliding door	DW0100LIF224LIV-61	€ 1.146,-
Side section	DW0090LIF223LIV-61	€ 907,-
<b>Total price</b>		<b>€ 2.053,-</b>

#### Version right incl. VILBOclear

Description	Article number	Colour 61
Sliding door	DW0100LIF224RGV-61	€ 1.330,-
Side section	DW0090LIF223RGV-61	€ 1.091,-
<b>Total price</b>		<b>€ 2.421,-</b>

### Subway (Corner)

2 Pivoting doors, left and right (800 mm), for corner, transparent single pane safety glass, satin-finish chrome (page 140)



#### Version without VILBOclear

Description	Article number	Colour 00
Door left	DW0080SUB204LIV-00	€ 1.117,-
Door right	DW0080SUB204REV-00	€ 1.117,-
<b>Total price</b>		<b>€ 2.234,-</b>

#### Version incl. VILBOclear

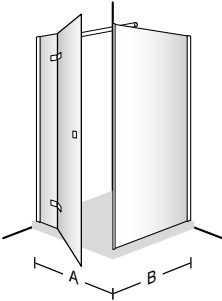
Description	Article number	Colour 00
Door left	DW0080SUB204LGV-00	€ 1.300,-
Door right	DW0080SUB204RGV-00	€ 1.300,-
<b>Total price</b>		<b>€ 2.600,-</b>

## Wellness price list 2009 - Shower enclosures order examples

Examples for shower enclosures consisting of several articles:

### Subway (Corner)

Pivoting door (1200 mm) for combination with side panel (1200 mm), transparent single pane safety glass, chrome plated (page 141)



#### Version left without VILBOclear

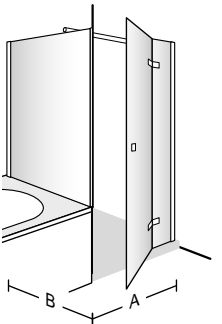
Description	Article number	Colour 61
Pivoting door	DW0120SUB204LIV-61	€ 1.199,-
Side section	DW0120SUB203V-61	€ 966,-
<b>Total price</b>		<b>€ 2.165,-</b>

#### Version right incl. VILBOclear

Description	Article number	Colour 61
Pivoting door	DW0120SUB204RGV-61	€ 1.384,-
Side section	DW0120SUB203GV-61	€ 1.150,-
<b>Total price</b>		<b>€ 2.534,-</b>

### Subway (Corner)

Pivoting door (900 mm), for combination with short side panel (900 mm), transparent single pane safety glass, satin-finish chrome (page 142)



#### Version left without VILBOclear

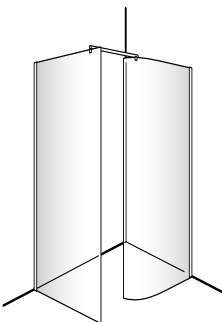
Description	Article number	Colour 00
Pivoting door	DW0090SUB204LIV-00	€ 1.137,-
Side section	DW0090SUB212V-00	€ 941,-
<b>Total price</b>		<b>€ 2.078,-</b>

#### Version right incl. VILBOclear

Description	Article number	Colour 00
Pivoting door	DW0090SUB204RGV-00	€ 1.320,-
Side section	DW0090SUB212GV-00	€ 1.125,-
<b>Total price</b>		<b>€ 2.445,-</b>

### Subway (Walk-In)

Walk-In basic element (900 mm), curved for combination with side panel (1000 mm), transparent single pane safety glass (page 146)



#### Version without VILBOclear

Description	Article number	Colour 61
Basic element	DW0090SUB183V-61	€ 829,-
Side section	DW0100SUB184V-61	€ 800,-
Cross-bar	PGR60522301019	€ 373,-
<b>Total price</b>		<b>€ 2.002,-</b>

#### Version incl. VILBOclear

Description	Article number	Colour 61
Basic element	DW0090SUB183GV-61	€ 1.013,-
Side section	DW0100SUB184GV-61	€ 984,-
Cross-bar	PGR60522301019	€ 373,-
<b>Total price</b>		<b>€ 2.370,-</b>

## Wellness price list 2009

### Shower combinations

#### Futurion

(Walk-In)

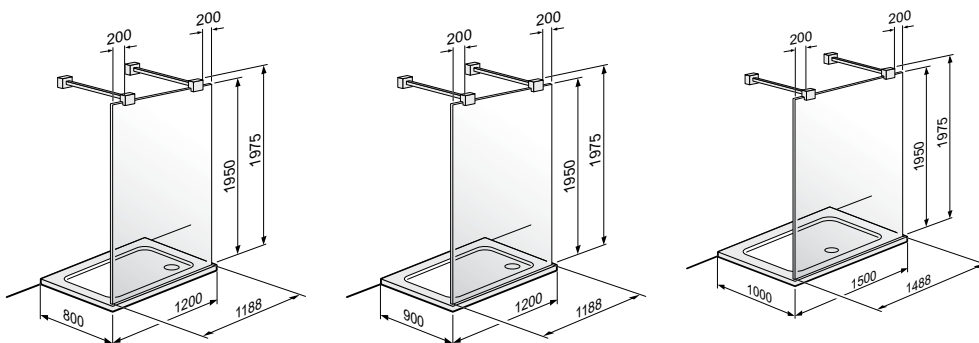
**Standard height:** Fixed panels 1950 mm (excl. shower tray).

**Profiles:** The profiles are available in the colours chrome plated (61) and satin finish chrome (00).

**Quaryl® shower tray:** The Quaryl® shower trays can be supplied in all Quaryl® colours.

**Glass:** 8 mm transparent safety glass. Provided as standard with VILBOclear.

**Because of the construction, a 100% watertightness for shower enclosures with minimum profiles cannot be guaranteed.**



Article number	Version and type of glass	Width	Height	Shower tray l x w	Colour 61*	Colour 00*
DC1286FT18XXV	Walk-In shower enclosure, incl. Futurion shower tray, incl. wall mounting set	1188	2130	1200 x 800	1.915,-	1.808,-
DC1296FT18XXV				1200 x 900	1.915,-	1.808,-
DC1516FT18XXV				1500 x 1000	2.148,-	2.035,-
DW0128FUT182V-XX	Walk-In shower enclosure, excl. Futurion shower tray, incl. wall mounting set	1188	1950		1.361,-	1.256,-
DW0129FUT182V-XX					1.361,-	1.256,-
DW0150FUT182V-XX					1.434,-	1.324,-

\* replace XX with colour code



## Wellness price list 2009

### Shower enclosures

#### Lifetime

(Alcove)

**Profiles + doorknobs:** Are available in the colours chrome plated (61) and chromium-plated satinized (00).

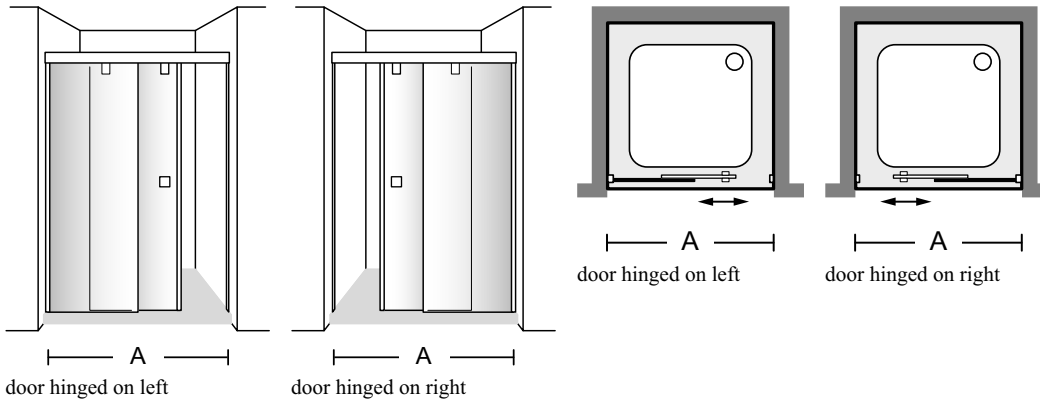
**Glass:** Straight glass panels 8 mm safety glass, curved glass panels 6 mm safety glass with VILBOclear-finish.

**Installation:** Shower tray or integrated installation (tiles, floor).

**Adjustment range:** With the wall profile (-7/+7mm) and the adjustability in the slide frame profile, a compensation of dimensional differences on the wall between 10-20 mm is allowed (depending on model).

**Drain strips:** Are supplied as standard.

**Because of the construction, a 100% watertightness for shower enclosures with minimum profiles cannot be guaranteed.**



Standard dimensions:								
Article number	Version and type of glass	Nominal dimension	Tray installation dim. door (A)	Height	Width Step in	Width fixed panel	Colour 61*	Colour 00*
DW0100LIF108LIV-XX	Sliding door, for alcove, <b>transparent safety glass, door hinged on left</b>	1000	990-1010	1900	462	516	1.337,-	1.136,-
DW0120LIF108LIV-XX		1200	1190-1210		562	616	1.457,-	1.252,-
DW0150LIF108LIV-XX		1500	1490-1510		712	766	1.557,-	1.356,-
DW0100LIF108REV-XX	Sliding door, for alcove, <b>transparent safety glass, door hinged on right</b>	1000	990-1010		462	516	1.337,-	1.136,-
DW0120LIF108REV-XX		1200	1190-1210		562	616	1.457,-	1.252,-
DW0150LIF108REV-XX		1500	1490-1510		712	766	1.557,-	1.356,-
DW0100LIF108LGV-XX	Sliding door, for alcove, <b>transparent safety glass incl. VILBOclear, door hinged on left</b>	1000	990-1010		462	516	1.520,-	1.320,-
DW0120LIF108LGV-XX		1200	1190-1210		562	616	1.642,-	1.436,-
DW0150LIF108LGV-XX		1500	1490-1510		712	766	1.740,-	1.540,-
DW0100LIF108RGV-XX	Sliding door, for alcove, <b>transparent safety glass incl. VILBOclear, door hinged on right</b>	1000	990-1010		462	516	1.520,-	1.320,-
DW0120LIF108RGV-XX		1200	1190-1210		562	616	1.642,-	1.436,-
DW0150LIF108RGV-XX		1500	1490-1510		712	766	1.740,-	1.540,-

Matching shower trays see survey shower trays and shower enclosures page 4.

**Please note the indication for the installation dimension (tray installation dim) of baths/shower trays, for watertightness and maintenance. See the chapter for technical information about shower enclosures, page 127.**

\* replace XX with colour code

## Wellness price list 2009

### Shower enclosures

#### Lifetime

(Corner)

**Profiles + doorknobs:** Are available in the colours chrome plated (61) and chromium-plated satinized (00).

**Glass:** Straight glass panels 8 mm safety glass, curved glass panels 6 mm safety glass with VILBOclear-finish.

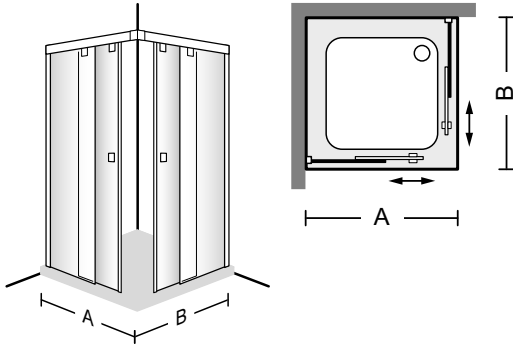
**Installation:** Shower tray or integrated installation (tiles, floor).

**Adjustment range:** With the wall profile (-7/+7mm) and the adjustability in the slide frame profile, a compensation of dimensional differences on the wall between 10-20 mm is allowed (depending on model).

**Drain strips:** Are supplied as standard.

**To order a complete corner entry, a left and a right door must be combined**

**Because of the construction, a 100% watertightness for shower enclosures with minimum profiles cannot be guaranteed.**



Standard dimensions:								
Article number	Version and type of glass	Nominal dimension	Tray installation dim. door (A/B)	Height	Width Step in	Width fixed panel	Colour 61*	Colour 00*
DW0090LIF222LIV-XX	Sliding door, for corner, <b>transparent safety glass, door left</b>	900	890-910	1900	398	452	1.080,-	877,-
DW0100LIF222LIV-XX		1000	990-1010		448	502	1.127,-	915,-
DW0120LIF222LIV-XX		1200	1190-1210		548	602	1.234,-	1.020,-
DW0150LIF222LIV-XX		1500	1490-1510		698	752	1.367,-	1.153,-
DW0090LIF222REV-XX	Sliding door, for corner, <b>transparent safety glass, door right</b>	900	890-910		398	452	1.080,-	877,-
DW0100LIF222REV-XX		1000	990-1010		448	502	1.127,-	915,-
DW0120LIF222REV-XX		1200	1190-1210		548	602	1.234,-	1.020,-
DW0150LIF222REV-XX		1500	1490-1510		698	752	1.367,-	1.153,-
DW0090LIF222LGV-XX	Sliding door, for corner, <b>transparent safety glass incl. VILBOclear, door left</b>	900	890-910		398	452	1.264,-	1.060,-
DW0100LIF222LGV-XX		1000	990-1010		448	502	1.311,-	1.099,-
DW0120LIF222LGV-XX		1200	1190-1210		548	602	1.419,-	1.203,-
DW0150LIF222LGV-XX		1500	1490-1510		698	752	1.551,-	1.336,-
DW0090LIF222RGV-XX	Sliding door, for corner, <b>transparent safety glass incl. VILBOclear, door right</b>	900	890-910		398	452	1.264,-	1.060,-
DW0100LIF222RGV-XX		1000	990-1010		448	502	1.311,-	1.099,-
DW0120LIF222RGV-XX		1200	1190-1210		548	602	1.419,-	1.203,-
DW0150LIF222RGV-XX		1500	1490-1510		698	752	1.551,-	1.336,-

Matching shower trays see survey shower trays and shower enclosures page 4.

**Please note the indication for the installation dimension (tray installation dim) of baths/shower trays, for watertightness and maintenance. See the chapter for technical information about shower enclosures, page 127.**

\* replace XX with colour code

## Wellness price list 2009

### Shower enclosures

#### Lifetime

(Corner)

**Profiles + doorknobs:** Are available in the colours chrome plated (61) and chromium-plated satinized (00).

**Glass:** Straight glass panels 8 mm safety glass, curved glass panels 6 mm safety glass with VILBOclear-finish.

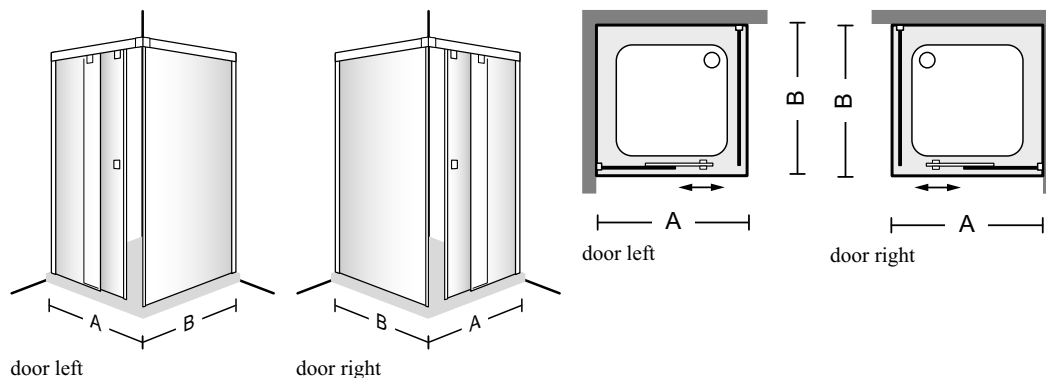
**Installation:** Shower tray or integrated installation (tiles, floor).

**Adjustment range:** With the wall profile (-7/+7mm) and the adjustability in the slide frame profile, a compensation of dimensional differences on the wall between 10-20 mm is allowed (depending on model).

**Drain strips:** Are supplied as standard.

**To order a complete corner entry, a sliding door and side section must be combined.**

**Because of the construction, a 100% watertightness for shower enclosures with minimum profiles cannot be guaranteed.**



Standard dimensions door:								
Article number	Version and type of glass	Nominal dimension	Tray installation dim. door (A)	Height	Width Step in	Width fixed panel	Colour 61*	Colour 00*
DW0100LIF224LIV-XX	Sliding door, for combination with side section, <b>transparent safety glass, door left</b>	1000	990-1010	1900	469	513	1.146,-	930,-
DW0120LIF224LIV-XX		1200	1190-1210		569	613	1.267,-	1.045,-
DW0150LIF224LIV-XX		1500	1490-1510		719	763	1.376,-	1.160,-
DW0100LIF224REV-XX	Sliding door, for combination with side section, <b>transparent safety glass, door right</b>	1000	990-1010		469	513	1.146,-	930,-
DW0120LIF224REV-XX		1200	1190-1210		569	613	1.267,-	1.045,-
DW0150LIF224REV-XX		1500	1490-1510		719	763	1.376,-	1.160,-
DW0100LIF224LGV-XX	Sliding door, for combination with side section, <b>transparent safety glass incl. VILBOclear, door left</b>	1000	990-1010		469	513	1.330,-	1.115,-
DW0120LIF224LGV-XX		1200	1190-1210		569	613	1.451,-	1.230,-
DW0150LIF224LGV-XX		1500	1490-1510		719	763	1.559,-	1.343,-
DW0100LIF224RGV-XX	Sliding door, for combination with side section, <b>transparent safety glass incl. VILBOclear, door right</b>	1000	990-1010		469	513	1.330,-	1.115,-
DW0120LIF224RGV-XX		1200	1190-1210		569	613	1.451,-	1.230,-
DW0150LIF224RGV-XX		1500	1490-1510		719	763	1.559,-	1.343,-

Standard dimensions side section:						
Article number	Version and type of glass	Nominal dimension	Tray installation dim. fixed panel	Height	Colour 61*	Colour 00*
DW0090LIF223LIV-XX	Side section, for combination with sliding door, <b>transparent safety glass, side section left</b>	900	895-905	1900	907,-	824,-
DW0100LIF223LIV-XX		1000	995-1005		931,-	846,-
DW0120LIF223LIV-XX		1200	1195-1205		1.070,-	982,-
DW0090LIF223REV-XX	Side section, for combination with sliding door, <b>transparent safety glass, side section right</b>	900	895-905		907,-	824,-
DW0100LIF223REV-XX		1000	995-1005		931,-	846,-
DW0120LIF223REV-XX		1200	1195-1205		1.070,-	982,-
DW0090LIF223LGV-XX	Side section, for combination with sliding door, <b>transparent safety glass incl. VILBOclear, side section left</b>	900	895-905		1.091,-	1.007,-
DW0100LIF223LGV-XX		1000	995-1005		1.116,-	1.030,-
DW0120LIF223LGV-XX		1200	1195-1205		1.254,-	1.165,-
DW0090LIF223RGV-XX	Side section, for combination with sliding door, <b>transparent safety glass incl. VILBOclear, side section right</b>	900	895-905		1.091,-	1.007,-
DW0100LIF223RGV-XX		1000	995-1005		1.116,-	1.030,-
DW0120LIF223RGV-XX		1200	1195-1205		1.254,-	1.165,-

Matching shower trays see survey shower trays and shower enclosures page 4.

**Please note the indication for the installation dimension (tray installation dim) of baths/shower trays, for watertightness and maintenance. See the chapter for technical information about shower enclosures, page 127.**

\* replace XX with colour code

## Wellness price list 2009

### Shower enclosures

#### Lifetime

(Quarter circle)

**Profiles + doorknobs:** Are available in the colours chrome plated (61) and chromium-plated satinized (00).

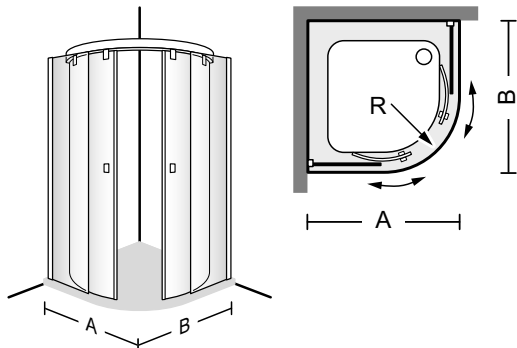
**Glass:** Straight glass panels 8 mm safety glass, curved glass panels 6 mm safety glass with VILBOclear-finish.

**Installation:** Shower tray or integrated installation (tiles, floor).

**Adjustment range:** With the wall profile (-7/+7mm) and the adjustability in the slide frame profile, a compensation of dimensional differences on the wall between 10-20 mm is allowed (depending on model).

**Drain strips:** Are supplied as standard.

**Because of the construction, a 100% watertightness for shower enclosures with minimum profiles cannot be guaranteed.**



Standard dimensions:									
Article number	Version and type of glass	Nominal dimension	Tray installation dim. (A/B)	Height	Width Step in	Width fixed panel	Radius	Colour 61*	Colour 00*
DW9090LIF164V-XX	Quarter circle, transparent safety glass, with 2 sliding doors	900	895-905	1900	500	346	550	2.737,-	2.443,-
DW1010LIF164V-XX		1000	995-1005			446		2.862,-	2.554,-
DW9090LIF164GV-XX	Quarter circle, transparent safety glass incl. VILBOclear, with 2 sliding doors	900	895-905			346		3.052,-	2.758,-
DW1010LIF164GV-XX		1000	995-1005			446		3.177,-	2.869,-

Matching shower trays see survey shower trays and shower enclosures page 4.

Please note the indication for the installation dimension (tray installation dim) of baths/shower trays, for watertightness and maintenance. See the chapter for technical information about shower enclosures, page 127.

\* replace XX with colour code

## Wellness price list 2009

### Shower enclosures

#### Squaro

(Walk-In version Fitness - with tap fittings)

**Function column:** Available in the colour chromium-plated satinized (00).

**Glass:** 6 mm safety glass with VILBOclear-finish.

**Because of the construction, a 100% watertightness for shower enclosures with minimum profiles cannot be guaranteed.**

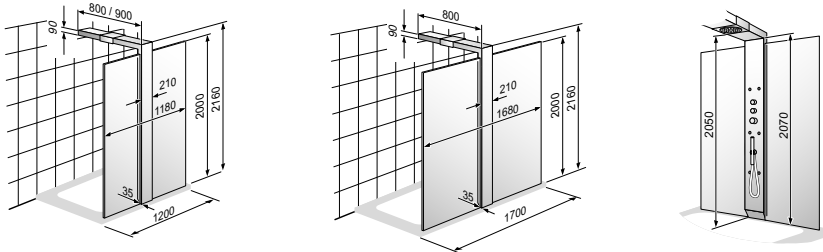
**Flow volumes of the individual jets at 2 bar:**

Head shower: 10 l/min, hand-held shower head: 6 l/min, side shower heads: each 2 l/min

**Watersupply:** Minimum diameter of the supply pipes: 15 mm, Maximum pressure difference cold/hot water: 30 %  
Minimum flow pressure at the water supply point: 2 bar

**Pre-drilled hole:** The drilling hole made at the factory is positioned centrally on the outlet side.

**Caution: The holes must be drilled before installation.**



Article number	Version and type of glass	Width glas/ side	Width column	Heigt Glass	Total height (excl. shower tray)	Interior standing height	Colour 00*
DW1280SQR182PGV-XX	Walk-In Fitness version, 1200 x 800	485 + 485	210	2000	2160	2050	3.838,-
DW1290SQR182PGV-XX	Walk-In Fitness version, 1200 x 900						3.838,-
DW1780SQR182PGV-XX	Walk-In Fitness version, 1700 x 800	735 + 735					4.198,-

#### Extras:

Article number	Description	Price
KRA-SQUARO-DW	Drilling shower tray / bath	90,-

Matching shower trays see survey shower trays and shower enclosures, page 4. Installation: can alternatively be carried out on a shower tray, on tiles or on the floor. For the installation a free space to the ceiling of 140 mm is needed. The water installation must be carried out according to the regulations of DIN EN 1717. The dimensions indicated in the drawings match the product Squaro. The actual installation height depends on the combination of different baths/shower trays and on the architectural situation on the spot.

### Shower enclosures

#### Squaro

(Walk-In)

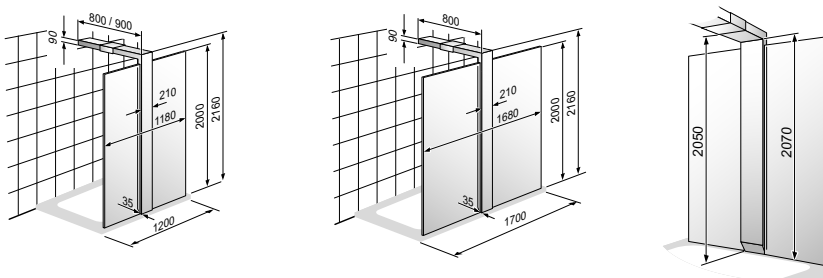
**Function column:** Available in the colour chromium-plated satinized (00).

**Glass:** 6 mm safety glass with VILBOclear-finish.

**Because of the construction, a 100% watertightness for shower enclosures with minimum profiles cannot be guaranteed.**

**Pre-drilled hole:** The drilling hole made at the factory is positioned centrally on the outlet side.

**Caution: The holes must be drilled before installation.**



Article number	Version and type of glass	Width glas/ side	Width column	Heigt Glass	Total height (excl. shower tray)	Interior standing height	Colour 00*
DW1280SQR182GV-XX	Walk-In shower enclosure, 1200 x 800	485 + 485	210	2000	2160	2050	2.264,-
DW1290SQR182GV-XX	Walk-In shower enclosure, 1200 x 900						2.264,-
DW1780SQR182GV-XX	Walk-In shower enclosure, 1700 x 800	735 + 735					2.829,-

#### Extras:

Article number	Description	Price
KRA-SQUARO-DW	Drilling shower tray / bath	90,-

Matching shower trays see survey shower trays and shower enclosures, page 4. Installation: can alternatively be carried out on a shower tray, on tiles or on the floor. For the installation a free space to the ceiling of 140 mm is needed. The water installation must be carried out according to the regulations of DIN EN 1717. The dimensions indicated in the drawings match the product Squaro. The actual installation height depends on the combination of different baths/shower trays and on the architectural situation on the spot.

**Please note the indication for watertightness and maintenance. See the chapter for technical information about shower enclosures, page 127.**

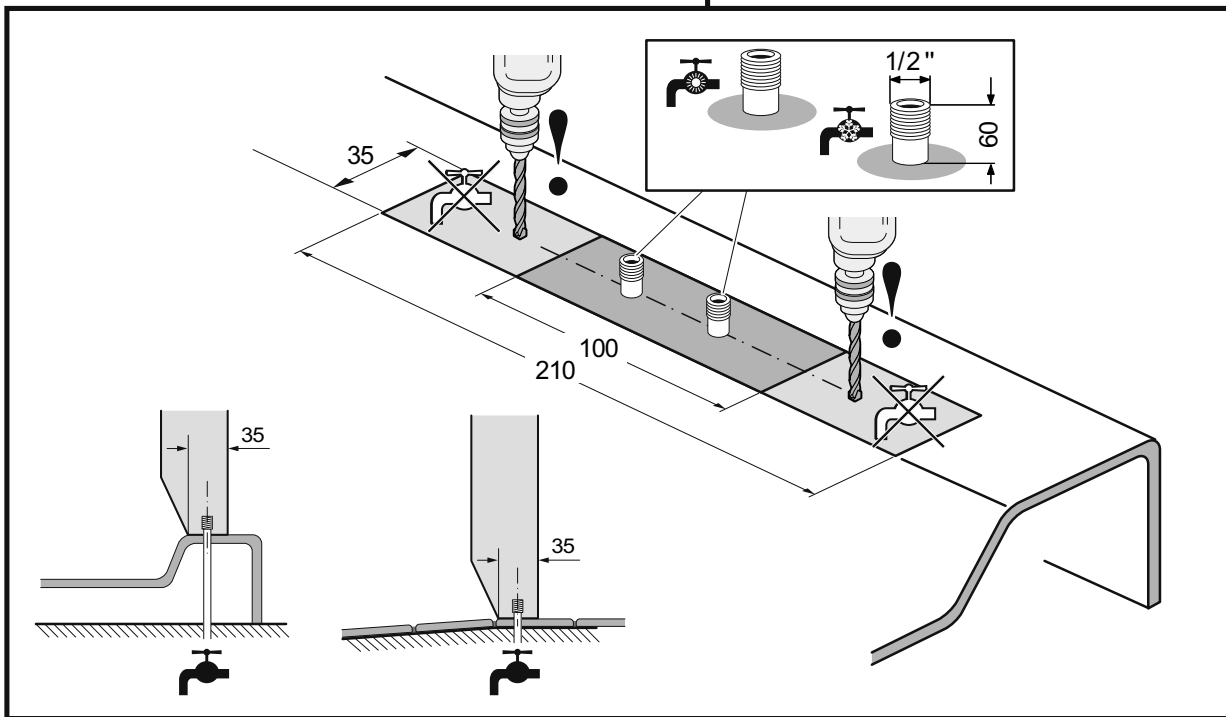
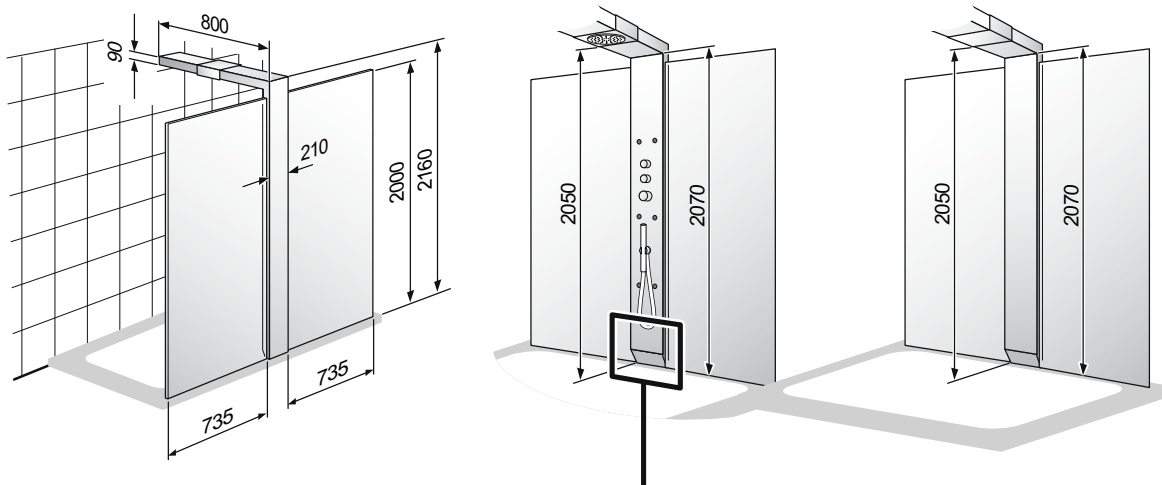
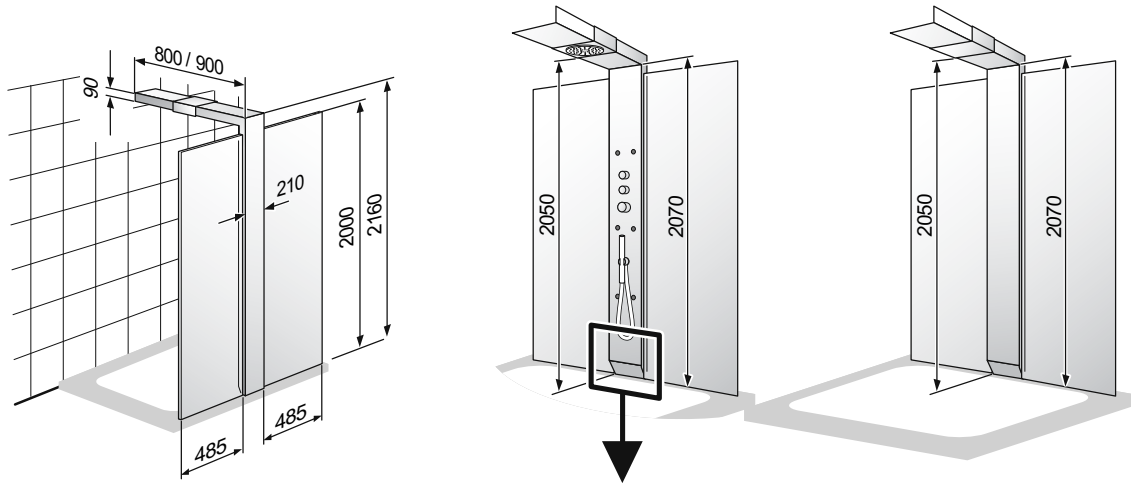
\* replace XX with colour code

- The prices are given in Euro excl. VAT.

- All sizes are indicated in mm.

- For more information on the colours, see flip-out page and page 158.

# Wellness price list 2009 - Squaro Shower enclosures



- The prices are given in Euro excl. VAT.  
- All sizes are indicated in mm.

## Wellness price list 2009

### Shower screens

#### Squaro

(Shower screen Fitness-version - with tap fittings)

**Function column:** Available in the colour chromium-plated satinized (00).

**Glass:** 6 mm safety glass with VILBOclear-finish. **Because of the construction, a 100% watertightness for shower enclosures with minimum profiles cannot be guaranteed.**

**Flow volumes of the individual jets at 2 bar:**

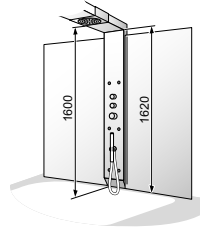
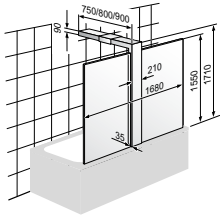
Head shower: 10 l/min, hand-held shower head: 6 l/min, side shower heads: each 2 l/min

**Watersupply:** Minimum diameter of the supply pipes: 15 mm, Maximum pressure difference cold/hot water: 30 %

Minimum flow pressure at the water supply point: 2 bar

**Pre-drilled hole:** The drilling hole made at the factory is positioned centrally on the outlet side. Exception: in the Subway bath 170x75, the drilling hole is positioned on the rim of the bath opposite the overflow side. Due to the central positioning of the column, a vertical arrangement of the column and overflow is not possible with some bath models.

**Caution: The holes must be drilled before installation.**



Article number	Version and type of glass	Width glass/side	Width column	Height Glass	Total height (excl. shower tray)	Interior standing height	Colour 00*
DW1775SQR170PGV-XX	Shower screen Fitness version, 1700 x 750	735 + 735	210	1550	1710	1600 + depth bath	3.934,-
DW1780SQR170PGV-XX	Shower screen Fitness version, 1700 x 800						3.934,-
DW1790SQR170PGV-XX	Shower screen Fitness version, 1700 x 900						3.934,-

#### Extras:

Article number	Description	Price
90601061	Overflow Filler (Multiplex Trio), chrome plated	376,-
KRA-SQUARO-DW	Drilling shower tray / bath	90,-

Matching baths see survey baths and shower screens, page 7. Installation: carried out on a bath. For the installation a free space to the ceiling of 140 mm is needed. The water installation must be carried out according to the regulations of DIN EN 1717. To fill the bath we recommend a Multiplex Trio. The dimensions indicated in the drawings match the product Squaro. The actual installation height depends on the combination of different baths/shower trays and on the architectural situation on the spot.

**Please note the indication for watertightness and maintenance. See the chapter for technical information about shower enclosures, page 127.**

### Shower screens

#### Squaro

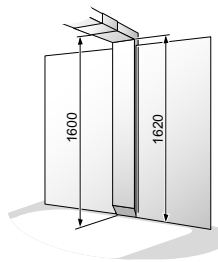
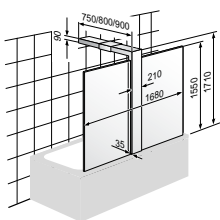
(Shower screen)

**Function column:** Available in the colour chromium-plated satinized (00).

**Glass:** 6 mm safety glass with VILBOclear-finish. **Because of the construction, a 100% watertightness for shower enclosures with minimum profiles cannot be guaranteed.**

**Pre-drilled hole:** The drilling hole made at the factory is positioned centrally on the outlet side. Exception: in the Subway bath 170x75, the drilling hole is positioned on the rim of the bath opposite the overflow side. Due to the central positioning of the column, a vertical arrangement of the column and overflow is not possible with some bath models.

**Caution: The holes must be drilled before installation.**



Article number	Version and type of glass	Width glass/side	Width column	Height Glass	Total height (excl. shower tray)	Interior standing height	Colour 00*
DW1775SQR170GV-XX	Shower screen, 1700 x 750	735 + 735	210	1550	1710	1600 + depth bath	2.253,-
DW1780SQR170GV-XX	Shower screen, 1700 x 800						2.253,-
DW1790SQR170GV-XX	Shower screen, 1700 x 900						2.253,-

#### Extras:

Article number	Description	Price
KRA-SQUARO-DW	Drilling shower tray / bath	90,-

Matching baths see survey baths and shower screens, page 7. Installation: carried out on a bath. For the installation a free space to the ceiling of 140 mm is needed. The water installation must be carried out according to the regulations of DIN EN 1717. To fill the bath we recommend a Multiplex Trio. The dimensions indicated in the drawings match the product Squaro. The actual installation height depends on the combination of different baths/shower trays and on the architectural situation on the spot.

**Please note the indication for watertightness and maintenance. See the chapter for technical information about shower enclosures, page 127.**

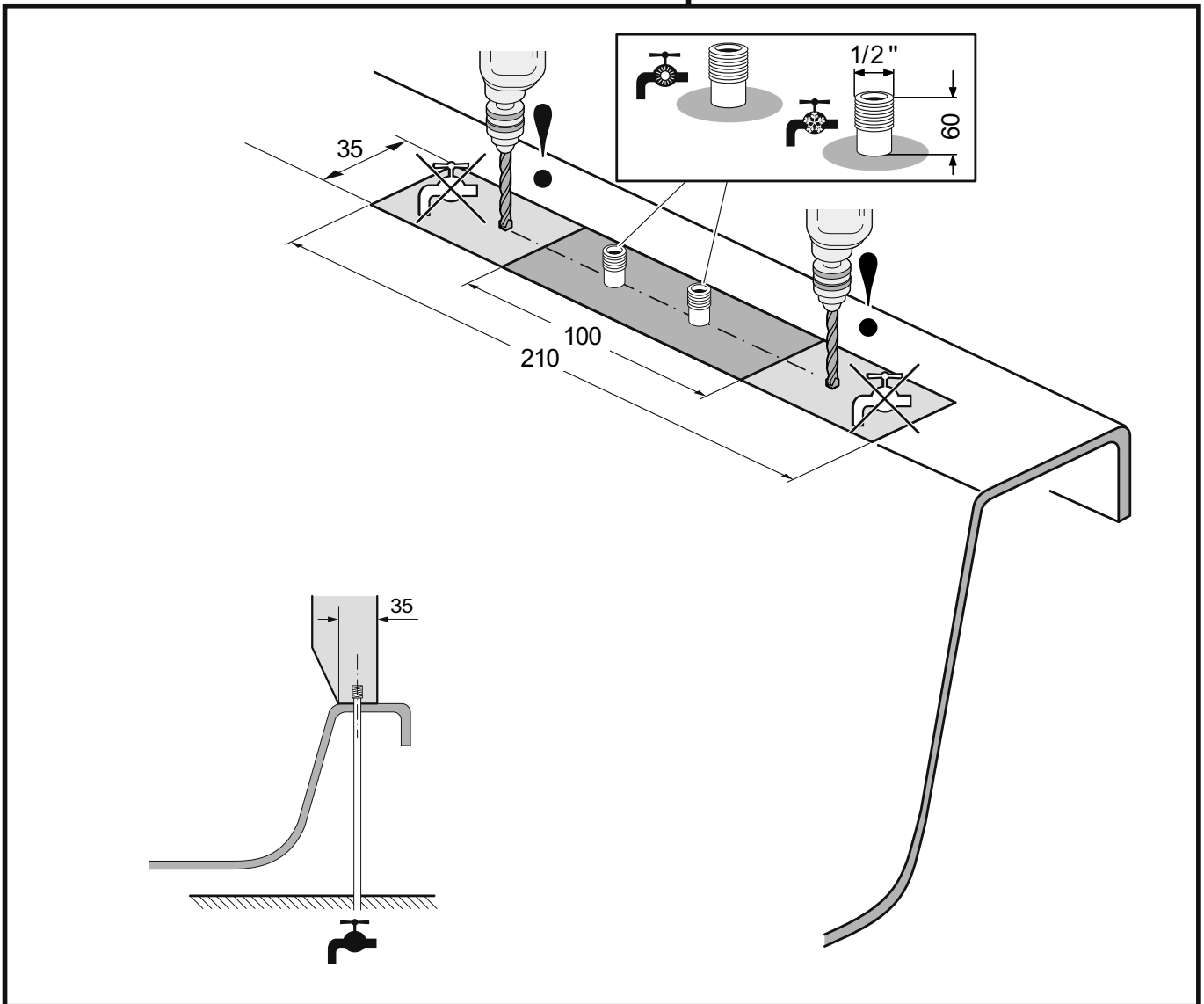
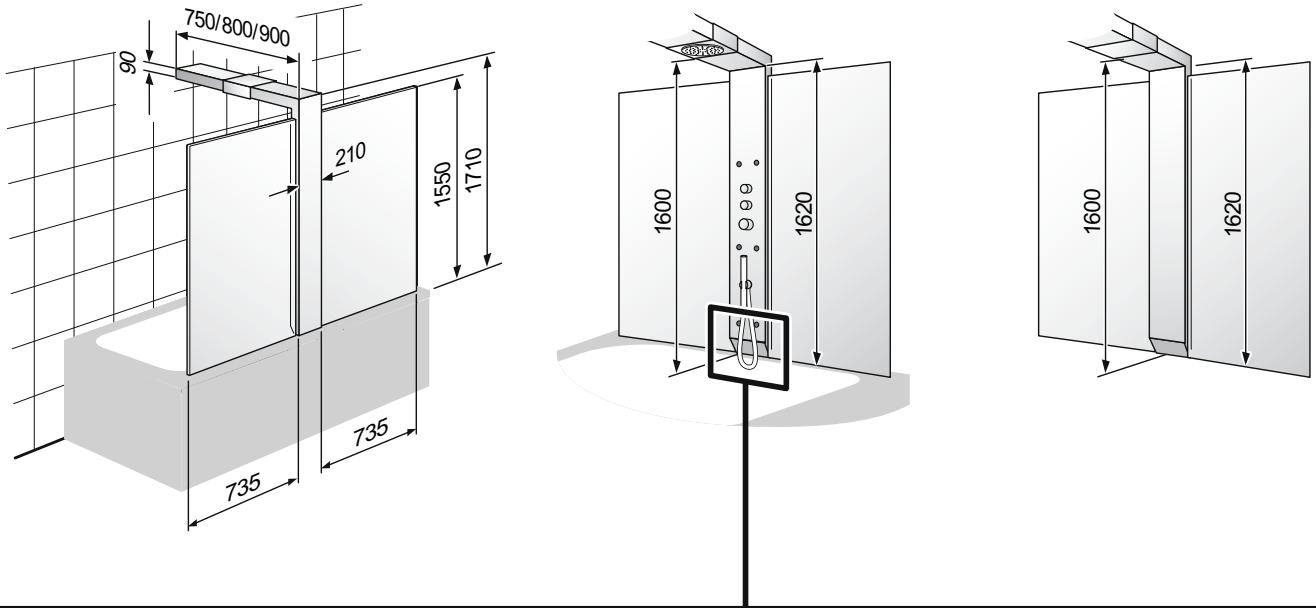
\* replace XX with colour code

- The prices are given in Euro excl. VAT.

- All sizes are indicated in mm.

- For more information on the colours, see flip-out page and page 158.

# Wellness price list 2009 - Squaro shower screens



- The prices are given in Euro excl. VAT.  
- All sizes are indicated in mm.



## Wellness price list 2009

### Shower enclosures

#### Subway

(Alcove)

**Profiles + doorknobs:** Are available in the colours chrome plated (61) and chromium-plated satinized (00).

**Glass:** Straight glass panels 8 mm safety glass, curved glass panels 6 mm safety glass with VILBOclear-finish.

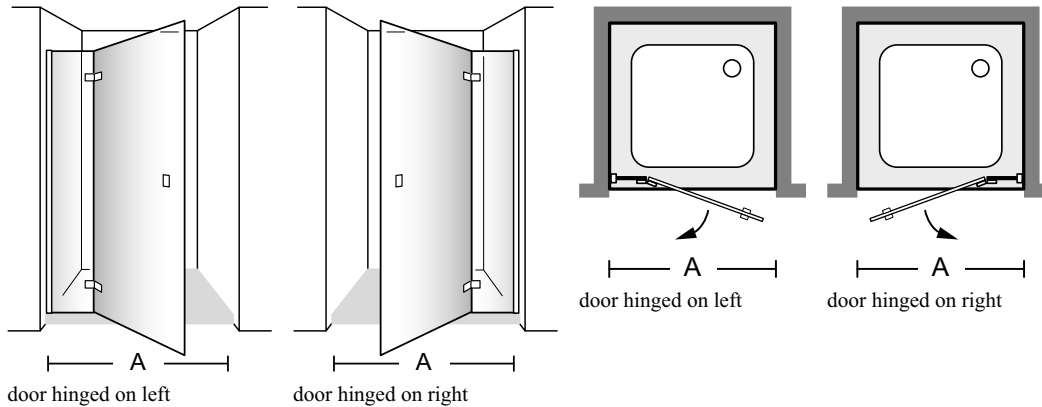
**Installation:** Shower tray or integrated installation (tiles, floor).

**Adjustment range:** With the wall-connecting profile, differences in wall dimensions up to 16 mm (-8/+8 mm) can be compensated.

**Hinges:** The hinges that are integrated flush on the inside are fitted with a raising and lowering mechanism (outward opening).

**Cross-bar:** In order to get a maximum stability, several products are equipped with cross-bars.

**Because of the construction, a 100% watertightness for shower enclosures with minimum profiles cannot be guaranteed.**



Standard dimensions:								
Article number	Version and type of glass	Nominal dimension	Tray installation dim. door (A)	Height	Width Step in	Width fixed panel	Colour 61*	Colour 00*
DW0080SUB110LIV-XX	Pivoting door, for alcove, <b>transparent safety glass, door hinged on left</b>	800	792-808	1900	528	250	1.140,-	1.231,-
DW0090SUB110LIV-XX		900	892-908		628		1.161,-	1.254,-
DW0100SUB110LIV-XX		1000	992-1008		728		1.250,-	1.346,-
DW0120SUB110LIV-XX		1200	1192-1208		928		1.337,-	1.433,-
DW0080SUB110REV-XX	Pivoting door, for alcove, <b>transparent safety glass, door hinged on right</b>	800	792-808		528		1.140,-	1.231,-
DW0090SUB110REV-XX		900	892-908		628		1.161,-	1.254,-
DW0100SUB110REV-XX		1000	992-1008		728		1.250,-	1.346,-
DW0120SUB110REV-XX		1200	1192-1208		928		1.337,-	1.433,-
DW0080SUB110LGV-XX	Pivoting door, for alcove, <b>transparent safety glass incl. VILBOclear, door hinged on left</b>	800	792-808		528		1.323,-	1.415,-
DW0090SUB110LGV-XX		900	892-908		628		1.346,-	1.438,-
DW0100SUB110LGV-XX		1000	992-1008		728		1.433,-	1.530,-
DW0120SUB110LGV-XX		1200	1192-1208		928		1.520,-	1.617,-
DW0080SUB110RGV-XX	Pivoting door, for alcove, <b>transparent safety glass incl. VILBOclear, door hinged on right</b>	800	792-808		528		1.323,-	1.415,-
DW0090SUB110RGV-XX		900	892-908		628		1.346,-	1.438,-
DW0100SUB110RGV-XX		1000	992-1008		728		1.433,-	1.530,-
DW0120SUB110RGV-XX		1200	1192-1208		928		1.520,-	1.617,-

Matching shower trays see survey shower trays and shower enclosures page 4.

**Please note the indication for the installation dimension (tray installation dim) of baths/shower trays, for watertightness and maintenance. See the chapter for technical information about shower enclosures, page 127.**

\* replace XX with colour code

## Wellness price list 2009

### Shower enclosures

#### Subway (Corner)

**Profiles + doorknobs:** Are available in the colours chrome plated (61) and chromium-plated satinized (00).

**Glass:** Straight glass panels 8 mm safety glass, curved glass panels 6 mm safety glass with VILBOclear-finish.

**Installation:** Shower tray or integrated installation (tiles, floor).

**Adjustment range:** With the wall-connecting profile, differences in wall dimensions up to 16 mm (-8/+8 mm) can be compensated.

**Hinges:** The hinges that are integrated flush on the inside are fitted with a raising and lowering mechanism (outward opening).

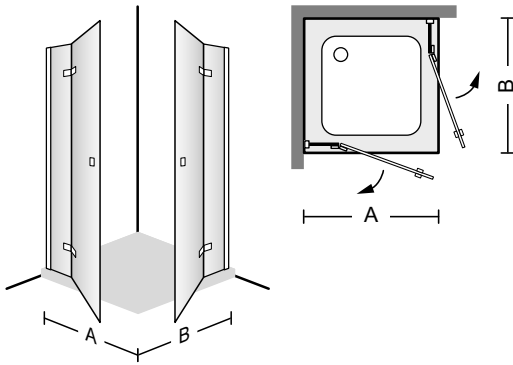
**Cross-bar:** In order to get a maximum stability, several products are equipped with cross-bars.

**To order a complete corner entry or corner solution, must be combined:**

- for a corner entry with 2 swinging doors, a left and a right door.

- for a corner solution with a door and side section, a left / right door and a side section.

**Because of the construction, a 100% watertightness for shower enclosures with minimum profiles cannot be guaranteed.**



Standard dimensions:								
Article number	Version and type of glass	Nominal dimension	Tray installation dim. door (A)	Height	Width Step in	Width fixed panel	Colour 61*	Colour 00*
DW0080SUB204LIV-XX	Pivoting door, for corner, <b>transparent safety glass, door left</b>	800	792-808	1900	507	250	1.024,-	1.117,-
DW0090SUB204LIV-XX		900	892-908		607		1.043,-	1.137,-
DW0100SUB204LIV-XX		1000	992-1008		707		1.122,-	1.218,-
DW0120SUB204LIV-XX		1200	1192-1208		907		1.199,-	1.295,-
DW0080SUB204REV-XX	Pivoting door, for corner, <b>transparent safety glass, door right</b>	800	792-808		507		1.024,-	1.117,-
DW0090SUB204REV-XX		900	892-908		607		1.043,-	1.137,-
DW0100SUB204REV-XX		1000	992-1008		707		1.122,-	1.218,-
DW0120SUB204REV-XX		1200	1192-1208		907		1.199,-	1.295,-
DW0080SUB204LGV-XX	Pivoting door, for corner, <b>transparent safety glass incl. VILBOclear, door left</b>	800	792-808		507		1.207,-	1.300,-
DW0090SUB204LGV-XX		900	892-908		607		1.226,-	1.320,-
DW0100SUB204LGV-XX		1000	992-1008		707		1.306,-	1.403,-
DW0120SUB204LGV-XX		1200	1192-1208		907		1.384,-	1.479,-
DW0080SUB204RGV-XX	Pivoting door, for corner, <b>transparent safety glass incl. VILBOclear, door right</b>	800	792-808		507		1.207,-	1.300,-
DW0090SUB204RGV-XX		900	892-908		607		1.226,-	1.320,-
DW0100SUB204RGV-XX		1000	992-1008		707		1.306,-	1.403,-
DW0120SUB204RGV-XX		1200	1192-1208		907		1.384,-	1.479,-

Matching shower trays see survey shower trays and shower enclosures page 4.

**Please note the indication for the installation dimension (tray installation dim) of baths/shower trays, for watertightness and maintenance. See the chapter for technical information about shower enclosures, page 127.**

\* replace XX with colour code

## Wellness price list 2009

### Shower enclosures

#### Subway (Corner)

**Profiles + doorknobs:** Are available in the colours chrome plated (61) and chromium-plated satinized (00).

**Glass:** Straight glass panels 8 mm safety glass, curved glass panels 6 mm safety glass with VILBOclear-finish.

**Installation:** Shower tray or integrated installation (tiles, floor).

**Adjustment range:** With the wall-connecting profile, differences in wall dimensions up to 16 mm (-8/+8 mm) can be compensated.

**Hinges:** The hinges that are integrated flush on the inside are fitted with a raising and lowering mechanism (outward opening).

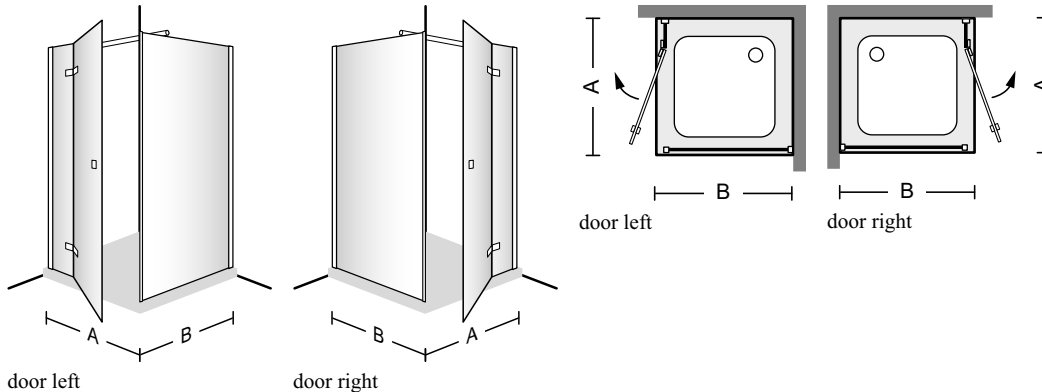
**Cross-bar:** In order to get a maximum stability, several products are equipped with cross-bars.

**To order a complete corner entry or corner solution, must be combined:**

- for a corner entry with 2 swinging doors, a left and a right door.

- for a corner solution with a door and side section, a left / right door and a side section.

**Because of the construction, a 100% watertightness for shower enclosures with minimum profiles cannot be guaranteed.**



Standard dimensions door:								
Article number	Version and type of glass	Nominal dimension	Tray installation dim. door (A)	Height	Width Step in	Width fixed panel	Colour 61*	Colour 00*
DW0080SUB204LIV-XX	Pivoting door, for corner, <b>transparent safety glass, door left</b>	800	792-808	1900	507	250	1.024,-	1.117,-
DW0090SUB204LIV-XX		900	892-908		607		1.043,-	1.137,-
DW0100SUB204LIV-XX		1000	992-1008		707		1.122,-	1.218,-
DW0120SUB204LIV-XX		1200	1192-1208		907		1.199,-	1.295,-
DW0080SUB204REV-XX	Pivoting door, for corner, <b>transparent safety glass, door right</b>	800	792-808		507		1.024,-	1.117,-
DW0090SUB204REV-XX		900	892-908		607		1.043,-	1.137,-
DW0100SUB204REV-XX		1000	992-1008		707		1.122,-	1.218,-
DW0120SUB204REV-XX		1200	1192-1208		907		1.199,-	1.295,-
DW0080SUB204LGV-XX	Pivoting door, for corner, <b>transparent safety glass incl. VILBOclear, door left</b>	800	792-808		507		1.207,-	1.300,-
DW0090SUB204LGV-XX		900	892-908		607		1.226,-	1.320,-
DW0100SUB204LGV-XX		1000	992-1008		707		1.306,-	1.403,-
DW0120SUB204LGV-XX		1200	1192-1208		907		1.384,-	1.479,-
DW0080SUB204RGV-XX	Pivoting door, for corner, <b>transparent safety glass incl. VILBOclear, door right</b>	800	792-808	507	1.207,-	1.300,-		
DW0090SUB204RGV-XX		900	892-908	607	1.226,-	1.320,-		
DW0100SUB204RGV-XX		1000	992-1008	707	1.306,-	1.403,-		
DW0120SUB204RGV-XX		1200	1192-1208	907	1.384,-	1.479,-		

Standard dimensions side section:						
Article number	Version and type of glass	Nominal dimension	Tray installation dim. fixed panel	Height	Colour 61*	Colour 00*
DW0075SUB203V-XX	Side section, for combination with swinging door, <b>transparent safety glass</b>	750	742-758	1900	805,-	891,-
DW0080SUB203V-XX		800	792-808		827,-	916,-
DW0090SUB203V-XX		900	892-908		842,-	934,-
DW0100SUB203V-XX		1000	992-1008		906,-	997,-
DW0120SUB203V-XX		1200	1192-1208		966,-	1.056,-
DW0075SUB203GV-XX	Side section, for combination with swinging door, <b>transparent safety glass incl. VILBOclear</b>	750	742-758		988,-	1.075,-
DW0080SUB203GV-XX		800	792-808		1.011,-	1.100,-
DW0090SUB203GV-XX		900	892-908		1.025,-	1.117,-
DW0100SUB203GV-XX		1000	992-1008		1.089,-	1.180,-
DW0120SUB203GV-XX		1200	1192-1208		1.150,-	1.240,-

Matching shower trays see survey shower trays and shower enclosures page 4.

**Please note the indication for the installation dimension (tray installation dim) of baths/shower trays, for watertightness and maintenance. See the chapter for technical information about shower enclosures, page 127.**

\* replace XX with colour code

- The prices are given in Euro excl. VAT.

- All sizes are indicated in mm.

- For more information on the colours, see flip-out page and page 158.

## Wellness price list 2009

### Shower enclosures

#### Subway (Corner)

**Profiles + doorknobs:** Are available in the colours chrome plated (61) and chromium-plated satinized (00).  
**Glass:** Straight glass panels 8 mm safety glass, curved glass panels 6 mm safety glass with VILBOclear-finish.

**Installation:** Shower tray or integrated installation (tiles, floor).

**Adjustment range:** With the wall-connecting profile, differences in wall dimensions up to 16 mm (-8/+8 mm) can be compensated.

**Hinges:** The hinges that are integrated flush on the inside are fitted with a raising and lowering mechanism (outward opening).

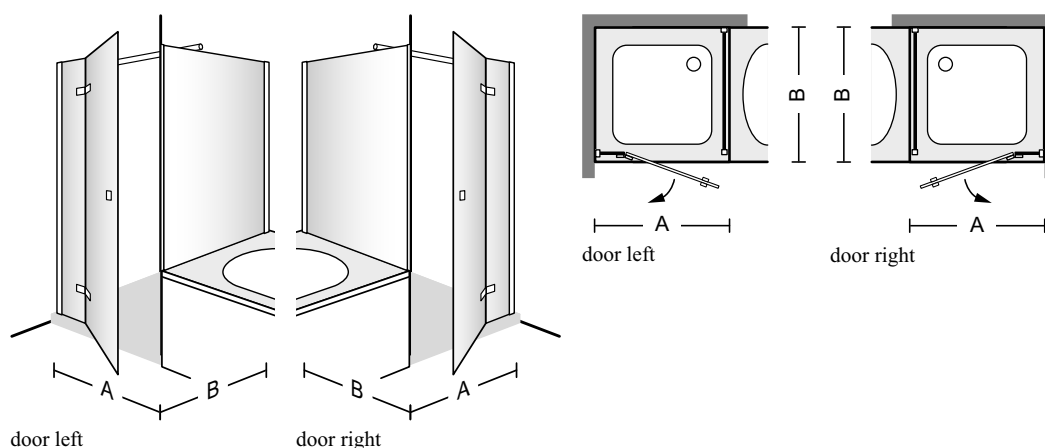
**Cross-bar:** In order to get a maximum stability, several products are equipped with cross-bars.

**To order a complete corner entry or corner solution, must be combined:**

- for a corner entry with 2 swinging doors, a left and a right door.

- for a corner solution with a door and side section, a left / right door and a side section.

**Because of the construction, a 100% watertightness for shower enclosures with minimum profiles cannot be guaranteed.**



Standard dimensions door:								
Article number	Version and type of glass	Nominal dimension	Tray installation dim. door (A)	Height	Width Step in	Width fixed panel	Colour 61*	Colour 00*
DW0080SUB204LIV-XX	Pivoting door, for corner, <b>transparent safety glass, door left</b>	800	792-808	1900	507	250	1.024,-	1.117,-
DW0090SUB204LIV-XX		900	892-908		607		1.043,-	1.137,-
DW0100SUB204LIV-XX		1000	992-1008		707		1.122,-	1.218,-
DW0120SUB204LIV-XX		1200	1192-1208		907		1.199,-	1.295,-
DW0080SUB204REV-XX	Pivoting door, for corner, <b>transparent safety glass, door right</b>	800	792-808		507		1.024,-	1.117,-
DW0090SUB204REV-XX		900	892-908		607		1.043,-	1.137,-
DW0100SUB204REV-XX		1000	992-1008		707		1.122,-	1.218,-
DW0120SUB204REV-XX		1200	1192-1208		907		1.199,-	1.295,-
DW0080SUB204LGV-XX	Pivoting door, for corner, <b>transparent safety glass incl. VILBOclear, door left</b>	800	792-808		507		1.207,-	1.300,-
DW0090SUB204LGV-XX		900	892-908		607		1.226,-	1.320,-
DW0100SUB204LGV-XX		1000	992-1008		707		1.306,-	1.403,-
DW0120SUB204LGV-XX		1200	1192-1208		907		1.384,-	1.479,-
DW0080SUB204RGV-XX	Pivoting door, for corner, <b>transparent safety glass incl. VILBOclear, door right</b>	800	792-808		507		1.207,-	1.300,-
DW0090SUB204RGV-XX		900	892-908		607		1.226,-	1.320,-
DW0100SUB204RGV-XX		1000	992-1008		707		1.306,-	1.403,-
DW0120SUB204RGV-XX		1200	1192-1208		907		1.384,-	1.479,-

Standard dimensions side section short:						
Article number	Version and type of glass	Nominal dimension	Tray installation dim. fixed panel	Height	Colour 61*	Colour 00*
DW0080SUB212V-XX	Side section short, for combination with swinging door, <b>transparent safety glass</b>	800	792-808	1550	827,-	925,-
DW0090SUB212V-XX		900	892-908		842,-	941,-
DW0100SUB212V-XX		1000	992-1008		906,-	1.005,-
DW0080SUB212GV-XX	Side section short, for combination with swinging door, <b>transparent safety glass incl. VILBOclear</b>	800	792-808		1.011,-	1.109,-
DW0090SUB212GV-XX		900	892-908		1.025,-	1.125,-
DW0100SUB212GV-XX		1000	992-1008		1.089,-	1.189,-

Matching shower trays see survey shower trays and shower enclosures page 4.

**Please note the indication for the installation dimension (tray installation dim) of baths/shower trays, for watertightness and maintenance. See the chapter for technical information about shower enclosures, page 127.**

\* replace XX with colour code

- The prices are given in Euro excl. VAT.

- All sizes are indicated in mm.

- For more information on the colours, see flip-out page and page 158.

## Wellness price list 2009

### Shower enclosures

#### Subway

(Quarter circle)

**Profiles + doorknobs:** Are available in the colours chrome plated (61) and chromium-plated satinized (00).

**Glass:** Straight glass panels 8 mm safety glass, curved glass panels 6 mm safety glass with VILBOclear-finish.

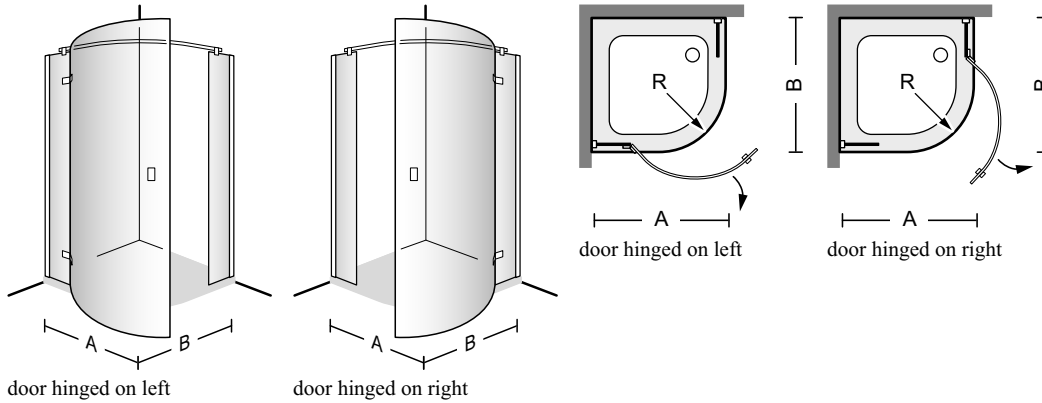
**Installation:** Shower tray or integrated installation (tiles, floor).

**Adjustment range:** With the wall-connecting profile, differences in wall dimensions up to 16 mm (-8/+8 mm) can be compensated.

**Hinges:** The hinges that are integrated flush on the inside are fitted with a raising and lowering mechanism (outward opening).

**Cross-bar:** In order to get a maximum stability, several products are equipped with cross-bars.

**Because of the construction, a 100% watertightness for shower enclosures with minimum profiles cannot be guaranteed.**



Standard dimensions:									
Article number	Version and type of glass	Nominal dimension	Tray installation dim. (A/B)	Height	Width Step in	Width fixed panel (side metal work/knob)	Radius	Colour 61*	Colour 00*
DW9090SUB166LIV-XX	Quarter circle, <b>transparent safety glass, door hinged on left, with 1 pivot door</b>	900	892-908	1900	830	240 / 325	550	1.954,-	2.126,-
DW1010SUB166LIV-XX		1000	992-1008			350 / 430		2.088,-	2.264,-
DW9090SUB166REV-XX	Quarter circle, <b>transparent safety glass, door hinged on right, with 1 pivot door</b>	900	892-908			240 / 325		1.954,-	2.126,-
DW1010SUB166REV-XX		1000	992-1008			350 / 430		2.088,-	2.264,-
DW9090SUB166LGV-XX	Quarter circle, <b>transparent safety glass incl. VILBOclear, door hinged on left, with 1 pivot door</b>	900	892-908			240 / 325		2.269,-	2.441,-
DW1010SUB166LGV-XX		1000	992-1008			350 / 430		2.403,-	2.579,-
DW9090SUB166RGV-XX	Quarter circle, <b>transparent safety glass incl. VILBOclear, door hinged on right, with 1 pivot door</b>	900	892-908			240 / 325		2.269,-	2.441,-
DW1010SUB166RGV-XX		1000	992-1008			350 / 430		2.403,-	2.579,-

Matching shower trays see survey shower trays and shower enclosures page 4.

**Please note the indication for the installation dimension (tray installation dim) of baths/shower trays, for watertightness and maintenance. See the chapter for technical information about shower enclosures, page 127.**

\* replace XX with colour code

## Wellness price list 2009

### Shower enclosures

#### Subway (Quarter circle)

**Profiles + doorknobs:** Are available in the colours chrome plated (61) and chromium-plated satinized (00).

**Glass:** Straight glass panels 8 mm safety glass, curved glass panels 6 mm safety glass with VILBOclear-finish.

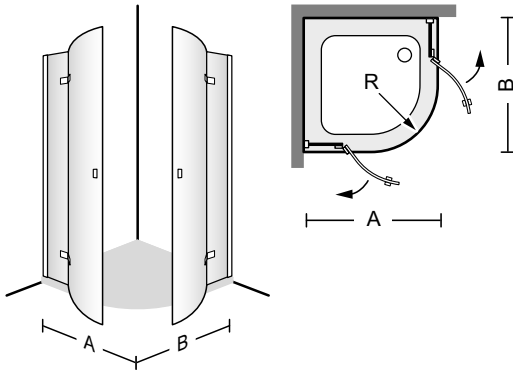
**Installation:** Shower tray or integrated installation (tiles, floor).

**Adjustment range:** With the wall-connecting profile, differences in wall dimensions up to 16 mm (-8/+8 mm) can be compensated.

**Hinges:** The hinges that are integrated flush on the inside are fitted with a raising and lowering mechanism (outward opening).

**Cross-bar:** In order to get a maximum stability, several products are equipped with cross-bars.

**Because of the construction, a 100% watertightness for shower enclosures with minimum profiles cannot be guaranteed.**



Standard dimensions:									
Article number	Version and type of glass	Nominal dimension	Tray installation dim. (A/B)	Height	Width Step in	Width fixed panel	Radius	Colour 61*	Colour 00*
DW8080SUB165V-XX	Quarter circle, <b>transparent safety glass, with 2 pivot doors</b>	800	792-808	1900	810	195	500	2.186,-	2.384,-
DW9090SUB165V-XX		900	892-908		880	245	550	2.216,-	2.418,-
DW1010SUB165V-XX		1000	992-1008		345	2.296,-	2.497,-		
DW8080SUB165GV-XX	Quarter circle, <b>transparent safety glass incl. VILBOclear, with 2 pivot doors</b>	800	792-808		810	195	500	2.500,-	2.699,-
DW9090SUB165GV-XX		900	892-908		880	245	550	2.531,-	2.733,-
DW1010SUB165GV-XX		1000	992-1008		345	2.611,-	2.812,-		

Matching shower trays see survey shower trays and shower enclosures page 4.

**Please note the indication for the installation dimension (tray installation dim) of baths/shower trays, for watertightness and maintenance. See the chapter for technical information about shower enclosures, page 127.**

\* replace XX with colour code

## Wellness price list 2009

### Shower enclosures

#### Subway (Pentagonal)

**Profiles + doorknobs:** Are available in the colours chrome plated (61) and chromium-plated satinized (00).

**Glass:** Straight glass panels 8 mm safety glass, curved glass panels 6 mm safety glass with VILBOclear-finish.

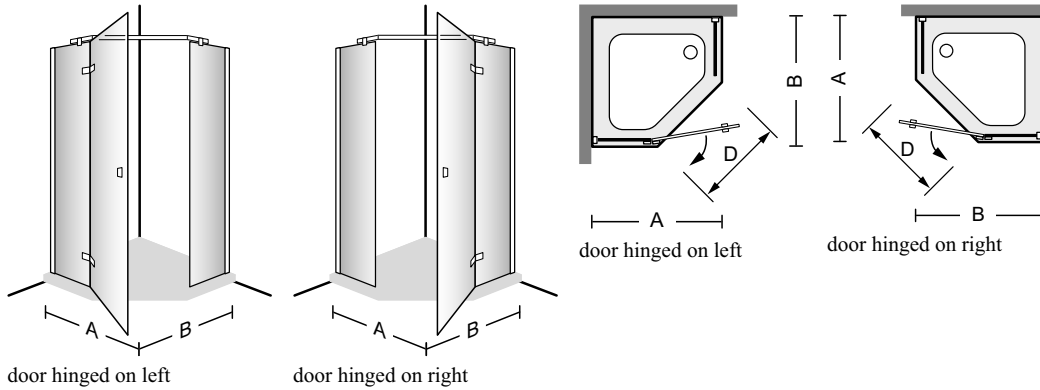
**Installation:** Shower tray or integrated installation (tiles, floor).

**Adjustment range:** With the wall-connecting profile, differences in wall dimensions up to 16 mm (-8/+8 mm) can be compensated.

**Hinges:** The hinges that are integrated flush on the inside are fitted with a raising and lowering mechanism (outward opening).

**Cross-bar:** In order to get a maximum stability, several products are equipped with cross-bars.

**Because of the construction, a 100% watertightness for shower enclosures with minimum profiles cannot be guaranteed.**



Standard dimensions:									
Article number	Version and type of glass	Nominal dimension	Tray installation dim. (A/B)	Height	Width Step in	Width fixed panel (side metal work/knob)	Diagonal measure (D)	Colour 61*	Colour 00*
DW9090SUB156LIV-XX	Pentagonal, transparent safety glass, door hinged on left, with 1 pivot door	900	892-908	1900	615	437 / 428	636	1.985,-	2.180,-
DW1010SUB156LIV-XX		1000	992-1008		695	492 / 476	710	2.135,-	2.335,-
DW9090SUB156REV-XX	Pentagonal, transparent safety glass, door hinged on right, with 1 pivot door	900	892-908		615	437 / 428	636	1.985,-	2.180,-
DW1010SUB156REV-XX		1000	992-1008		695	492 / 476	710	2.135,-	2.335,-
DW9090SUB156LGV-XX	Pentagonal, transparent safety glass incl. VILBOclear, door hinged on left, with 1 pivot door	900	892-908		615	437 / 428	636	2.299,-	2.495,-
DW1010SUB156LGV-XX		1000	992-1008		695	492 / 476	710	2.450,-	2.650,-
DW9090SUB156RGV-XX	Pentagonal, transparent safety glass incl. VILBOclear, door hinged on right, with 1 pivot door	900	892-908		615	437 / 428	636	2.299,-	2.495,-
DW1010SUB156RGV-XX		1000	992-1008		695	492 / 476	710	2.450,-	2.650,-

Matching shower trays see survey shower trays and shower enclosures page 4.

**Please note the indication for the installation dimension (tray installation dim) of baths/shower trays, for watertightness and maintenance. See the chapter for technical information about shower enclosures, page 127.**

\* replace XX with colour code

## Wellness price list 2009

### Shower enclosures

#### Subway

(Walk-In)

**Profiles + doorknobs:** Are available in the colours chrome plated (61) and chromium-plated satinized (00).

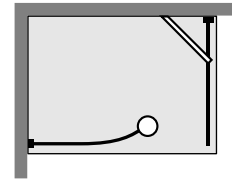
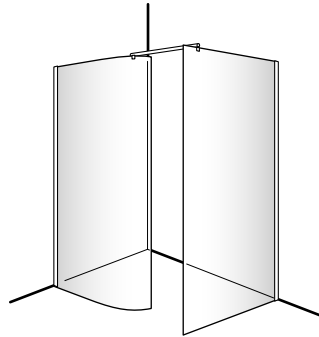
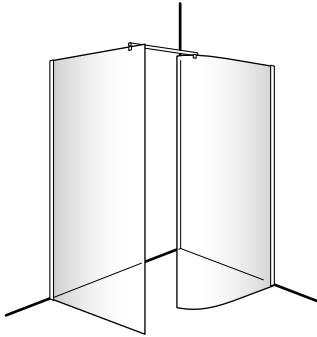
**Glass:** Straight glass panels 8 mm safety glass, curved glass panels 6 mm safety glass with VILBOclear-finish.

**Installation:** Shower tray or integrated installation (tiles, floor).

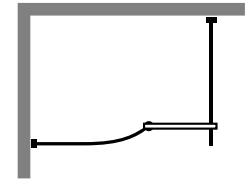
**Adjustment range:** With the wall-connecting profile, differences in wall dimensions up to 16 mm (-8/+8 mm) can be compensated.

**Cross-bar:** In order to get a maximum stability, several products are equipped with cross-bars.

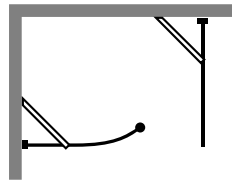
**Because of the construction, a 100% watertightness for shower enclosures with minimum profiles cannot be guaranteed.**



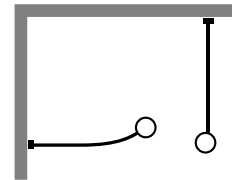
Incl. shower tray  
End profile PGR60285461019  
Base element  
Glas-Wall-Cross-bar  
PGR60522101099 side section



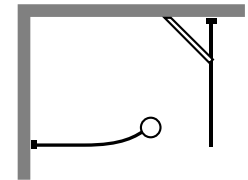
Excl. shower tray  
Glass-Glass-Cross-bar  
PGR60522301XXX between  
Base element and side section



Excl. shower tray  
Glas-Wall-Cross-bar  
PGR60522101099  
for each glass panel



Excl. shower tray  
End profile  
PGR60285461019  
for each glass panel



Excl. shower tray  
End profile PGR60285461019  
Base element  
Glas-Wall-Cross-bar  
PGR60522101099 side section

Article number	Version and type of glass	Width	Height	Colour 61*	Colour 00*
DW0090SUB183V-XX	Walk-In basic element curved, <b>transparent safety glass</b>	886	2000	829,-	753,-
DW0090SUB183GV-XX	Walk-In basic element curved, <b>transparent safety glass incl. VILBOclear</b>			1.013,-	936,-

Standard dimensions side section:						
Article number	Version and type of glass	Nominal dimension	Width fixed panel	Height	Colour 61*	Colour 00*
DW0090SUB184V-XX	Side section, for Walk In, <b>transparent safety glass</b>	900	892-908	2000	740,-	651,-
DW0100SUB184V-XX		1000	992-1008		800,-	708,-
DW0090SUB184GV-XX	Side section, for Walk In, <b>transparent safety glass incl. VILBOclear</b>	900	892-908		926,-	835,-
DW0100SUB184GV-XX		1000	992-1008		984,-	891,-

Cross-bar:						
Article number	Description	Width	Width	Height	Colour 61*	Colour 00*
PGR60522301019	Cross-bar G/G, for Walk In, pull-out, chrome	700-1000			373,-	-
PGR60522301119	Cross-bar G/G, for Walk In, pull-out, satin finish chrome				-	431,-
PGR60522101099	Cross-bar G/W, for Walk In, 500 mm, chrome	-	500		373,-	-
PGR60285461019	End profile, for Walk In			2600	548,-	-

Matching shower trays see survey shower trays and shower enclosures page 4.

Please note the indication for the installation dimension (tray installation dim) of baths/shower trays, for watertightness and maintenance. See the chapter for technical information about shower enclosures, page 127.

\* replace XX with colour code



## Wellness price list 2009

### Shower screens

#### Subway

(Shower screen)

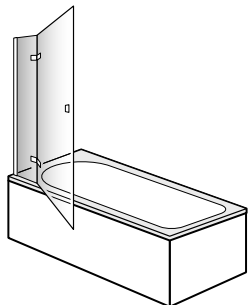
**Profiles + doorknobs:** Are available in the colours chrome plated (61) and chromium-plated satinized (00).  
**Glass:** Straight glass panels 8 mm safety glass, curved glass panels 6 mm safety glass with VILBOclear-finish.

**Installation:** Shower tray or integrated installation (tiles, floor).

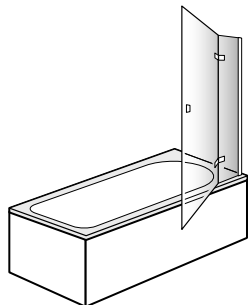
**Adjustement range:** With the wall-connecting profile, differences in wall dimensions up to 16 mm (-8/+8 mm) can be compensated.

**Cross-bar:** In order to get a maximum stability, several products are equipped with cross-bars.

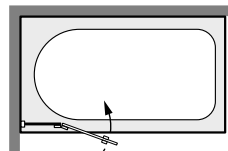
**Because of the construction, a 100% watertightness for shower enclosures with minimum profiles cannot be guaranteed.**



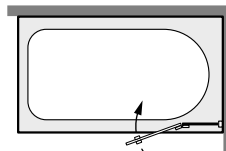
door hinged on left



door hinged on right



door hinged on left



door hinged on right

Standard dimensions:							
Article number	Version and type of glass	Nominal dimension	Tray installation dim.	Height	Width fixed panel	Colour 61*	Colour 00*
DW0090SUB171LIV-XX	Shower screen, <b>transparent safety glass, door hinged on left</b>	900	892-908	1500	450	997,-	1.087,-
DW0090SUB171REV-XX	Shower screen, <b>transparent safety glass, door hinged on right</b>					997,-	1.087,-
DW0090SUB171LGV-XX	Shower screen, <b>transparent safety glass incl. VILBOclear, door hinged on left</b>					1.161,-	1.250,-
DW0090SUB171RGV-XX	Shower screen, <b>transparent safety glass incl. VILBOclear, door hinged on right</b>					1.161,-	1.250,-

Matching baths see survey baths and shower screens page 7.

For baths with a whirlpool system the control elements on the bathrim may limit the usability of the shower screen.

**Please note the indication for the installation dimension (tray installation dim) of baths/shower trays, for watertightness and maintenance. See the chapter for technical information about shower enclosures, page 127.**

### Shower screens

#### Subway

(Shower screen)

**Profiles + doorknobs:** Are available in the colours chrome plated (61) and chromium-plated satinized (00).

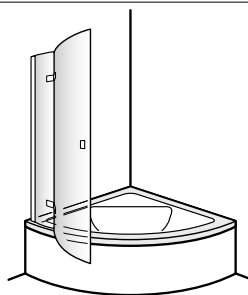
**Glass:** Straight glass panels 8 mm safety glass, curved glass panels 6 mm safety glass with VILBOclear-finish.

**Installation:** Shower tray or integrated installation (tiles, floor).

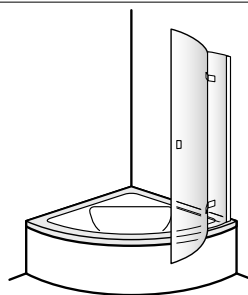
**Adjustement range:** With the wall-connecting profile, differences in wall dimensions up to 16 mm (-8/+8 mm) can be compensated.

**Cross-bar:** In order to get a maximum stability, several products are equipped with cross-bars.

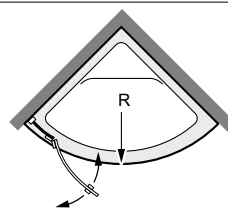
**Because of the construction, a 100% watertightness for shower enclosures with minimum profiles cannot be guaranteed.**



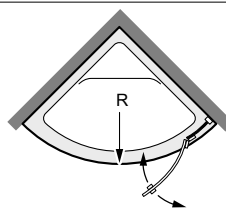
door hinged on left



door hinged on right



door hinged on left



door hinged on right

Standard dimensions:							
Article number	Version and type of glass	Nominal dimension	Tray installation dim.	Height	Width fixed panel	Colour 61*	Colour 00*
DW0140SUB171LIV-XX	Shower screen, <b>transparent safety glass, door hinged on left</b>	1400	1392-1408	1500	478	1.605,-	1.693,-
DW0140SUB171REV-XX	Shower screen, <b>transparent safety glass, door hinged on right</b>					1.605,-	1.693,-
DW0140SUB171LGV-XX	Shower screen, <b>transparent safety glass incl. VILBOclear, door hinged on left</b>					1.768,-	1.856,-
DW0140SUB171RGV-XX	Shower screen, <b>transparent safety glass incl. VILBOclear, door hinged on right</b>					1.768,-	1.856,-

Matching baths see survey baths and shower screens page 7.

For baths with a whirlpool system the control elements on the bathrim may limit the usability of the shower screen.

**Please note the indication for the installation dimension (tray installation dim) of baths/shower trays, for watertightness and maintenance. See the chapter for technical information about shower enclosures, page 127.**

\* replace XX with colour code

- The prices are given in Euro excl. VAT.

- All sizes are indicated in mm.

- For more information on the colours, see flip-out page and page 158.



## Wellness price list 2009

### Steam cabins

#### Steam Cube (Square)

**Material:** Acrylic shower tray available in white.

Glass back walls optionally available in 'smart white' or 'smart grey'

Two sliding doors of 6 mm transparent safety glass with VILBOclear (5 mm for quarter circle cabin), silver-matt profile, function element of PMMA/ABS.

Functional wall can be positioned to either the left or right (see page 156).

**Installation:** Minimum height enquired to install is 2380 mm.

**Installation of steam cabins by Villeroy & Boch customer service possible.**

For connection dimensions, see page 156.



Article number	Name and version	Size l x w x h	Price
SCA100STC1B1WV	Steam Cube, Basic, back wall in <b>Smart White</b>	1000 x 1125 x 2200	6.413,-
SCA100STC1P1WV	Steam Cube, Pro, back wall in <b>Smart White</b>		7.784,-
SCA100STC1B1GV	Steam Cube, Basic, back wall in <b>Smart Grey</b>		6.413,-
SCA100STC1P1GV	Steam Cube, Pro, back wall in <b>Smart Grey</b>		7.784,-

Accessories for steam cabins:		
Article number	Description	Price
9280000020	Perfume sachets for aromatherapy, 20 pieces, 4 x 5 perfume sachets, Chi, Relaxing, Refreshing and Stimulance	36,-
9280000040	Cleaning salt, 400 gr.	13,-

## Wellness price list 2009

### Steam cabins

#### Steam Cube

##### Rectangular

**Material:** Acrylic shower tray available in white.

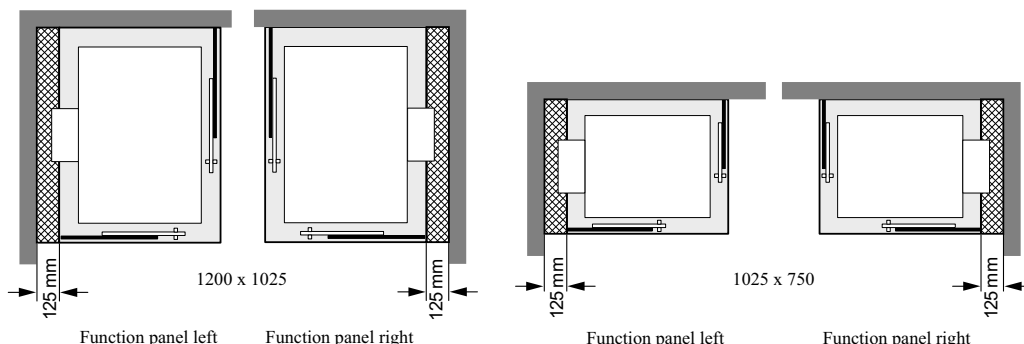
Glass back walls optionally available in 'smart white' or 'smart grey'

Two sliding doors of 6 mm transparent safety glass with VILBOclear (5 mm for quarter circle cabin), silver-matt profile, function element of PMMA/ABS.

**Installation:** Minimum height enquired to install is 2380 mm.

**Installation of steam cabins by Villeroy & Boch customer service possible.**

For connection dimensions, see page 156.



Article number	Name and version	Size l x w x h	Price
SCA907STC2LB1WV	Steam Cube, Basic, back wall in <b>Smart White</b> , function panel left	1025 x 750 x 2200	5.947,-
SCA907STC2LP1WV	Steam Cube, Pro, back wall in <b>Smart White</b> , function panel left		7.317,-
SCA907STC2LB1GV	Steam Cube, Basic, back wall in <b>Smart Grey</b> , function panel left		5.947,-
SCA907STC2LP1GV	Steam Cube, Pro, back wall in <b>Smart Grey</b> , function panel left		7.317,-
SCA120STC2LB1WV	Steam Cube, Basic, back wall in <b>Smart White</b> , function panel left	1200 x 1025 x 2200	6.413,-
SCA120STC2LP1WV	Steam Cube, Pro, back wall in <b>Smart White</b> , function panel left		8.017,-
SCA120STC2LB1GV	Steam Cube, Basic, back wall in <b>Smart Grey</b> , function panel left		6.413,-
SCA120STC2LP1GV	Steam Cube, Pro, back wall in <b>Smart Grey</b> , function panel left		8.017,-
SCA907STC2RB1WV	Steam Cube, Basic, back wall in <b>Smart White</b> , function panel right	1025 x 750 x 2200	5.947,-
SCA907STC2RP1WV	Steam Cube, Pro, back wall in <b>Smart White</b> , function panel right		7.317,-
SCA907STC2RB1GV	Steam Cube, Basic, back wall in <b>Smart Grey</b> , function panel right		5.947,-
SCA907STC2RP1GV	Steam Cube, Pro, back wall in <b>Smart Grey</b> , function panel right		7.317,-
SCA120STC2RB1WV	Steam Cube, Basic, back wall in <b>Smart White</b> , function panel right	1200 x 1025 x 2200	6.413,-
SCA120STC2RP1WV	Steam Cube, Pro, back wall in <b>Smart White</b> , function panel right		8.017,-
SCA120STC2RB1GV	Steam Cube, Basic, back wall in <b>Smart Grey</b> , function panel right		6.413,-
SCA120STC2RP1GV	Steam Cube, Pro, back wall in <b>Smart Grey</b> , function panel right		8.017,-

#### Accessories for steam cabins:

Article number	Description	Price
9280000020	Perfume sachets for aromatherapy, 20 pieces, 4 x 5 perfume sachets, Chi, Relaxing, Refreshing and Stimulance	36,-
9280000040	Cleaning salt, 400 gr.	13,-

## Wellness price list 2009

### Steam cabins

#### Steam Cube

##### Quarter Circle

**Material:** Acrylic shower tray available in white.

Glass back walls optionally available in ,smart white‘ or ,smart grey‘

Two sliding doors of 6 mm transparent safety glass with VILBOclear (5 mm for quarter circle cabin), silver-matt profile, function element of PMMA/ABS.

Functional wall can be positioned to either the left or right (see page 156).

**Installation:** Minimum height enquired to install is 2380 mm.

**Installation of steam cabins by Villeroy & Boch customer service possible.**

For connection dimensions, see page 156.



Article number	Name and version	Size l x w x h	Price
SCA090STC4B1WV	Steam Cube, Basic, back wall in <b>Smart White</b>	900 x 1025 x 2200	6.296,-
SCA090STC4P1WV	Steam Cube, Pro, back wall in <b>Smart White</b>		7.900,-
SCA090STC4B1GV	Steam Cube, Basic, back wall in <b>Smart Grey</b>		6.296,-
SCA090STC4P1GV	Steam Cube, Pro, back wall in <b>Smart Grey</b>		7.900,-
SCA100STC4B1WV	Steam Cube, Basic, back wall in <b>Smart White</b>	1000 x 1125 x 2200	6.530,-
SCA100STC4P1WV	Steam Cube, Pro, back wall in <b>Smart White</b>		8.133,-
SCA100STC4B1GV	Steam Cube, Basic, back wall in <b>Smart Grey</b>		6.530,-
SCA100STC4P1GV	Steam Cube, Pro, back wall in <b>Smart Grey</b>		8.133,-

#### Accessories for steam cabins:

Article number	Description	Price
9280000020	Perfume sachets for aromatherapy, 20 pieces, 4 x 5 perfume sachets, Chi, Relaxing, Refreshing and Stimulance	36,-
9280000040	Cleaning salt, 400 gr.	13,-

Version	Basic	Pro
Integrated seat	x	x
Adjustable handshower (12 l/min at 2,0 bar)	x	x
Thermostat fitting	x	x
Side jets (2,6 l/min at 2,0 bar)	6	6
Head shower with tropical rain spray (16 l/min at 2,0 bar)	x	x
Electronic display	x	
Lighting white (Halogen spotlight 1 x 10 W)	x	
Steam (Steam generator: 3 kW)	x	x
Aromatic Mist Treatment	x	x
Special outlet	x	x
Coloured light changer, LED (red, blue, yellow, green, violet, white)		x
LCD touch screen display		x
Radio		x
Time- and temperature control		x
Speakers		x
Mist jets (1,5 l/min at 2,0 bar)		2
Timer		x
Steam temperature control, adjustable		x
Scottish shower		x
Interval for back jets		x

- The prices are given in Euro excl. VAT.

- All sizes are indicated in mm.

- For more information on the colours, see flip-out page and page 158.

# Wellness price list 2009

## Steam cabins Steam Fit

**Material:** Shower tray and seat made of Quaryl®.

Frosted glass back wall: 6 mm safety glass.

2 revolving glass doors: 6 mm safety glass.

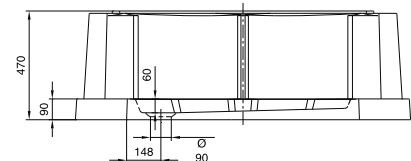
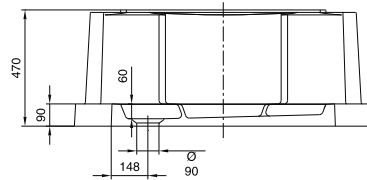
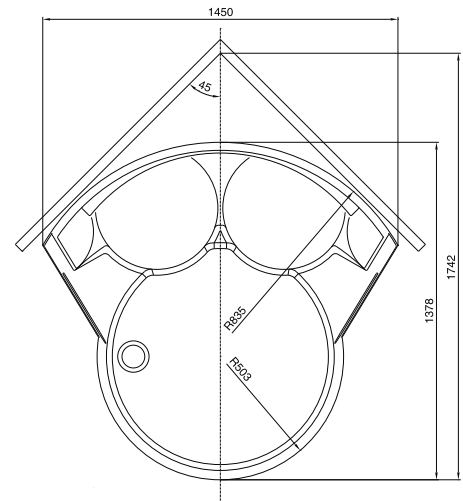
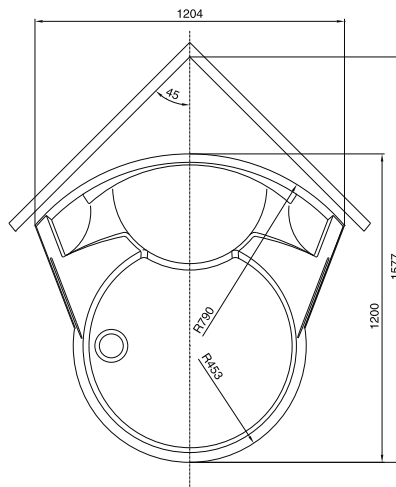
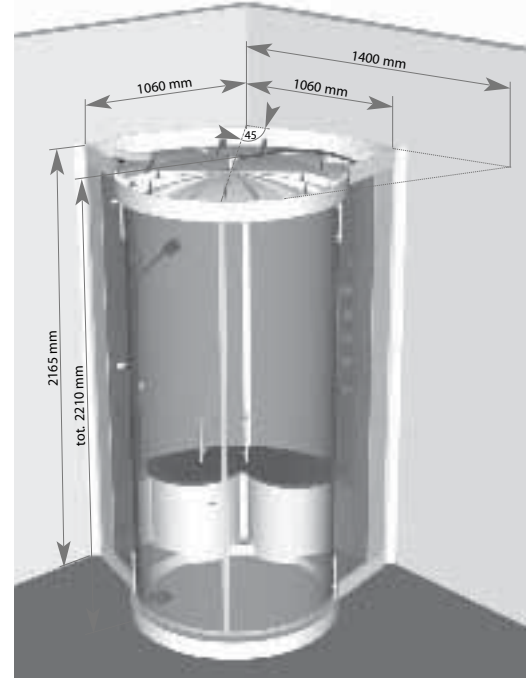
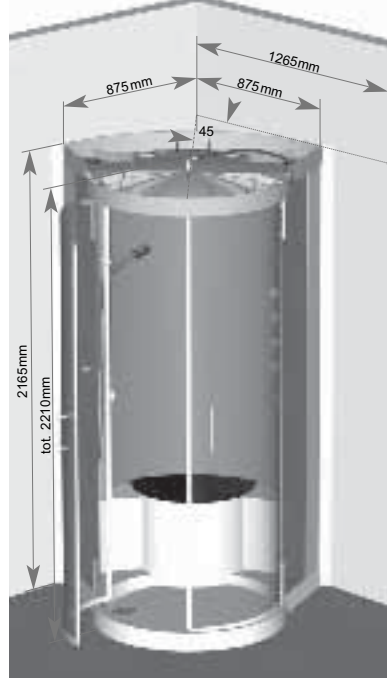
**Installation:** The cabin must always be installed in a corner. Minimum height enquired to install is 2350 mm.

**Caution:** Please note the outlet situation as a polystyrene support may be required: when using a polystyrene support, the height dimensions change by 90 mm.

**Installation of steam cabins by Villeroy & Boch customer service possible.**

For connection dimensions, see page 156.

**Can be delivered till 30.04.2009, then only from existing stocks.**



**Solo**

**Duo**


Article number	Name and version	Size l x w x h	Price
SCQ122STE9PK8V	Steam Fit, Solo	1200 x 1220 x 2210	10.812,-
SCQ122STE9PKS8V	Steam Fit, Solo, incl. polystyrene support, incl. separate panel	1200 x 1220 x 2300	11.115,-
SCQ145STE9PK8V	Steam Fit, Duo	1450 x 1400 x 2210	12.026,-
SCQ145STE9PKS8V	Steam Fit, Duo, incl. polystyrene support, incl. separate panel	1450 x 1400 x 2300	12.348,-

- The prices are given in Euro excl. VAT.

- All sizes are indicated in mm.

- For more information on the colours, see flip-out page and page 158.

## Wellness price list 2009



Version	Standard
Integrated seat	x
Adjustable handshower (14 l/min at 2,0 bar)	x
Thermostat	x
Diverter	2
Side jets (3,7 l/min at 2,0 bar)	4
Head shower with tropical rain spray (19 l/min at 2,0 bar)	x
Light therapy (red, blue, yellow, green, violet, white)	x
Lighting (2x 58 W)	x
Steam (Steam generator: 3 kW)	x
Aromatic Mist Treatment	x
Steam timer	x
Radio	x
Time- and temperature control	x
Mist jets (1,5 l/min at 2,0 bar)	2
Speakers	x
Electronic display	x
Special outlet	x

## Wellness price list 2009

### Steam cabins Steam Tower

**Material:** Top quality bathroom acrylic, reinforced with polyester and glass fibre.

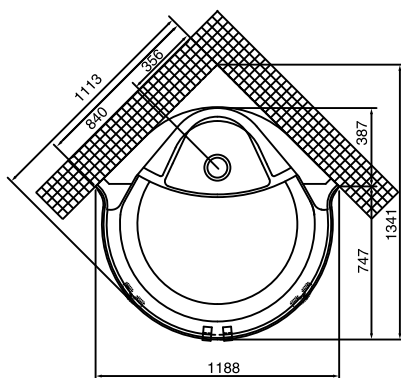
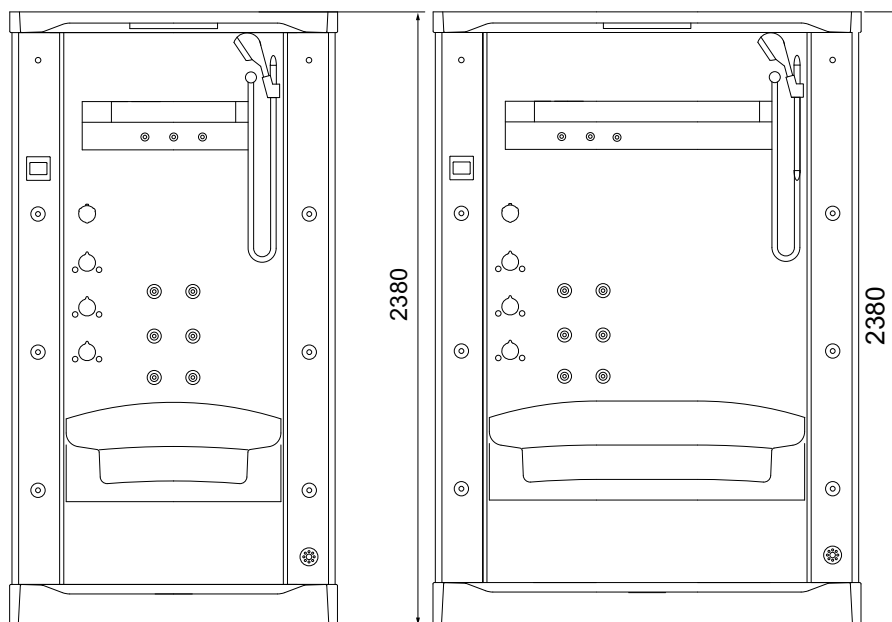
Two part glass sliding door made from 6 mm transparent safety glass.

**Installation:** The cabin must always be installed in a corner. Minimum height enquired to install is 2380 mm.

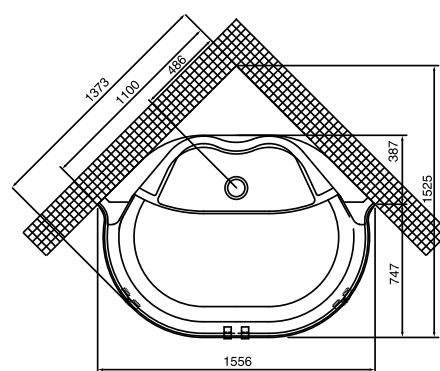
**Installation of steam cabins by Villeroy & Boch customer service possible.**

For connection dimensions, see page 157.

**Can be delivered till 31.12.2009, then only from existing stocks.**



**Solo**



**Duo**

Article number	Name and version	Size l x w x h	Price
SCA119STO9SK8V	Steam Tower, Solo, with radio	1190 x 1135 x 2380	8.989,-
SCA156STO9SK8V	Steam Tower, Duo, with radio	1560 x 1135 x 2380	10.204,-

Version	Standard
Integrated seat	x
Adjustable handshower (15 l/min at 2,0 bar)	x
Thermostat	x
Diverter	x
Side jets (3,8 l/min at 2,0 bar)	6
Back jets (3,7 l/min at 2,0 bar)	6
Neck jets (2,5 l/min at 2,0 bar)	3
Mist jets (1,5 l/min at 2,0 bar)	2
Head shower with tropical rain spray (28 l/min at 2,0 bar)	x
Coloured light changer (red, blue, yellow, green, violet, white)	x
Steam (Steam generator: 3 kW)	x
Aromatic Mist Treatment	x
Electronic display	x
Radio with speaker	x
Time / Date	x
Light therapy	x
Special outlet	x

- The prices are given in Euro excl. VAT.

- All sizes are indicated in mm.

- For more information on the colours, see flip-out page and page 158.



## Wellness price list 2009 - Checklist for preparatory work for installation of steam cabins

Dear Customer,

Thank you for your interest in our product. In order to ensure proper installation of the product, we advise you to observe the following points during installation of the building services.

### 1. Connection to the electrical system

- Connection to the electrical system      230 V/50 Hz, 16 A, max. electric power: 3300 W.
- Fuse protection      16 A/MCB C 16  
Earth-leakage circuit breaker with a rated tripping current of no more than 30 mA.
- Equipotential bonding conductor      At least 4 mm<sup>2</sup>.
- Mains isolating switch      A mains isolating switch with disconnection in all poles (16 A, min. contact gap 3 mm) must be fitted in the supply line within view of the user (observe safety zones).
- Power connection      The steam shower must be connected permanently to the power supply by means of a fixed line. Fit a waterproof terminal box (IP 65) for this purpose (see sketch).
- Important      All electrical work must be performed by a qualified electrician in accordance with the relevant EN/DIN specifications, the local regulations, and those of the local power utility company.

### 2. Water/drain connections

- Pipe dimensions      The pipe dimensions must be calculated in accordance with DIN 1988. The minimum and maximum flow pressures at the pipe unions are 2 and 5 bar respectively.  
Minimum supply line diameters: min. 15 mm (1/2"), min. flow rate 8 l/min, not suitable for instantaneous water heaters.  
Maximum hot/cold water pressure differential: 30%
- Shut-off valves and safety devices      Hot and cold water lines must each be fitted with a shut-off valve as shown in the sketch. A backflow preventer must also be fitted.
- Drain      A pipe diameter of at least 40 mm must be employed for the drain. Refer to the sketch for its location
- Important      All work must be performed by a qualified plumber in accordance with the relevant EN/DIN specifications (DIN 1988/EN 1717, TVO etc.), the local regulations, and those of the local water utility company.

### 3. Installation conditions

- Installation of building services      The drawings provided on this checklist must be observed during installation of the water and electrical services.
- Installation      All versions are installed against the finished wall, on a finished, level floor. Suitable for indoor installation only.
- Clear area for installation      The Steam Cube must be installed in a corner. Ensure a clearance of at least 700 mm around the steam shower during installation. The floor in the installation area must be level. The minimum vertical clearance between the finished floor surface and the ceiling is 2.3 m.

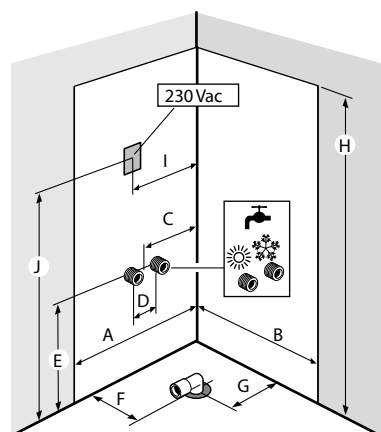
### 4. Miscellaneous

- Ventilation      Provision must be made for a suitable ventilation facility in the room in which the product is to be installed in order for the steam generated during showering or steam bathing to be exhausted in a controlled manner (DIN 18017, DIN 1946, etc.).
- Connection of the antenna      Some steam shower models are equipped with a radio. In order to ensure good reception, we recommend that the aerial of the steam shower be connected to the building aerial.
- Standards and regulations      Observe all applicable standards, regulations, and accepted good practice, even if not explicitly referred to here.

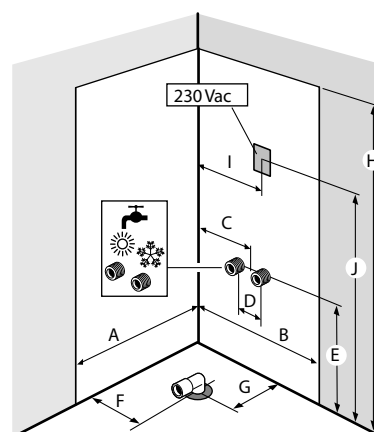
# Wellness price list 2009 - Checklist for preparatory work for installation of steam cabins

## 5. Installation dimensions for Steam Cube

Total power : 3,3 kW



Function panel left



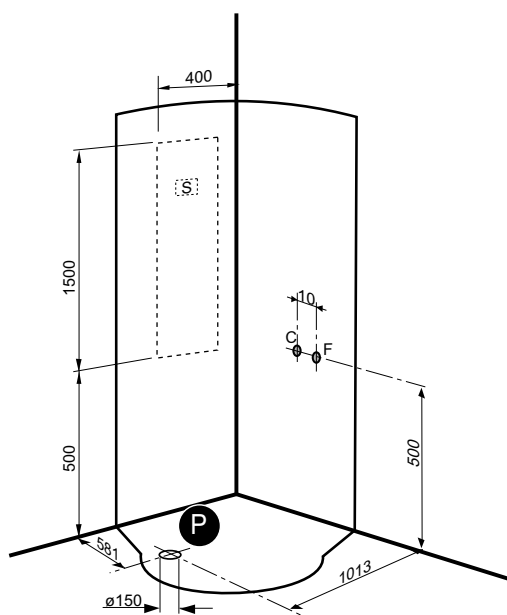
Function panel right

All dimensions in mm	A	B	C	D	E	F	G	H	I	J
Rectangle 750 x 1025, function panel left	750	1025*	250	155	300	375	575	2200	200	1500
Rectangle 1025 x 750, function panel right	1025*	750	250	155	300	575	375	2200	200	1500
Rectangle 1200 x 1025, function panel left	1200	1025*	450	155	300	600	575	2200	200	1500
Rectangle 1025 x 1200, function panel right	1025*	1200	450	155	300	575	600	2200	200	1500
Square 1000 x 1125, function panel left	1000	1125*	350	155	300	500	625	2200	200	1500
Square 1125 x 1000, function panel right	1125*	1000	350	155	300	625	500	2200	200	1500
Quarter circle 900 x 1025 function panel left	900	1025*	300	155	300	450	575	2200	200	1500
Quarter circle 1025 x 900 function panel right	1025*	900	300	155	300	575	450	2200	200	1500
Quarter circle 1000 x 1125 function panel left	1000	1125*	350	155	300	500	625	2200	200	1500
Quarter circle 1125 x 1000 function panel right	1125*	1000	350	155	300	625	500	2200	200	1500

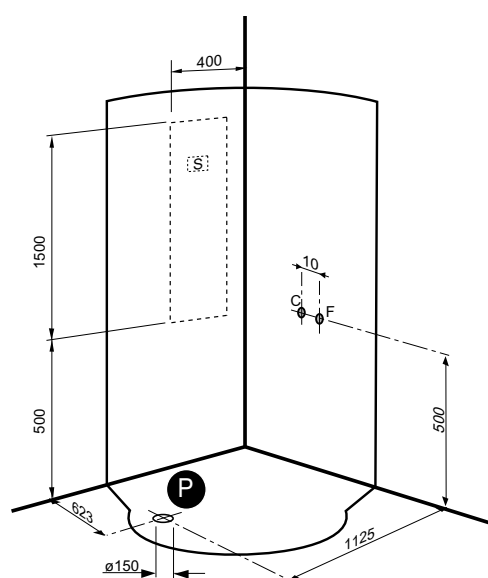
\* Dimensions include 125 mm allowance for technical parts between steam cabin and wall.

## 6. Installation dimensions for Steam Fit Solo / Duo

Total power : 3,6 kW



Solo



Duo

C = Hot-water supply

F = Cold-water supply

S = Power supply

P = Outlet

- The prices are given in Euro excl. VAT.

- All sizes are indicated in mm.



## Wellness price list 2009 - Colour and model survey

Colour designation Colour code	Baths and shower trays			Whirlpools, shower enclosures and steam cabins		
	Glossy colours			Metal surface of the visible parts		
	white alpin 01	star white* 96	pergamon* 09	chrome 61	gold plated 62	satin finish chrome 00
AMADEA	•	•		•	•	
AQUALOOP	•	•	•	•	•	
AVEO	•	•	•	•	•	
BELLEVUE	•	•	•	•	•	
CENTURY <sup>2</sup>	•	•	•	•	•	
CETA	•	•	•	•		
CETUS	•	•	•	•	•	
CITY LIFE	•	•		•		
FUTURION	•	•	•	•	•	
FUTURION shower enclosures				•		•
GEOS architectura	•	•	•	•	•	
HOMMAGE ROYALE	•	•	•	•	•	
HOMMAGE	•	•	•	•		
INGO	•	•	•	•	•	
LIBRA	•	•	•	•	•	
LIFETIME	•	•	•	•	•	
LIFETIME shower enclosures				•		•
LUXXUS	•	•	•	•	•	
MEANDER	•	•	•	•	•	
NEXION	•	•	•	•		
NEXUS	•	•	•	•	•	
OBERON	•	•	•	•	•	
OMNIA architectura	•	•	•	•	• <sup>4</sup>	
PARANA	•	•	•	•	• <sup>4</sup>	
PAVIA	•	•	•	•	•	
RIOGRANDE	•	•	•	•	•	
SENTIQUE	•	•	•	•	•	
SQUARO	•	•	•	•	•	
SQUARO shower enclosures						•
STEAM CUBE	•					
STEAM FIT <sup>1</sup>	•					
STEAM TOWER <sup>3</sup>	•					
SUBWAY bathtubs	•	•	•	•	• <sup>4</sup>	
SUBWAY shower trays	•	•	•	•	•	
SUBWAY shower enclosures				•		•
SUNBERRY <sup>2</sup>	•	•	•	•	• <sup>4</sup>	
TUCANA	•	•	•	•	•	
WELLNESS NEW WAVE	•	•	•	•	•	

<sup>1</sup> Can be delivered until 30.04.2009

<sup>2</sup> Can be delivered until 30.06.2009

<sup>3</sup> Can be delivered until 31.12.2009

<sup>4</sup> Just Relax only chrome

\* available on stock for Libra, Squaro, Oberon, Parana, Subway, Geos, Futurion. All other products will be produced on request

- The prices are given in Euro excl. VAT.

- All sizes are indicated in mm.

## Wellness price list 2009 - Conditions of sale

### I. General

- These General Sales and Delivery Conditions shall apply to all offers, sales and deliveries of all branches of Villeroy & Boch AG. The Purchase and Sales Conditions shall apply only in relation to merchants, legal persons of public law or special public assets.
- Unless otherwise expressly agreed these conditions shall apply for the entire period of the business relationship without us having to expressly refer to such. Any other conditions, in particular purchase conditions of the Purchaser, shall not apply even if such are not expressly rejected in another form. These Purchase and Sales Conditions shall also apply if we deliver without reservation notwithstanding knowledge of conditions of the Purchaser at variance to our Sales and Delivery Conditions.
- Any variation (amendment/supplement) to these conditions shall be in writing.
- Any supplementary oral agreements or assurances shall be ineffective unless confirmed by us in writing.
- In accordance with § 26 Section 1 of the Law of Data Protection, we advise you that all customer and supplier-related data necessary for a quicker and rational processing of a contract will be collected, stored and processed by us electronically.

### II. Offers

- Our offers are, unless such are described to be binding, non-binding and do not oblige us to accept an order.
- Upon confirmation of an order a contract is formed in terms of these Sales and Delivery Conditions.
- If after the formation of a contract our Customer requires amendments or cancel the contract in whole or in part all costs and expenses incurred until such time as well as any other damage resulting (e.g. loss of profit) shall be borne by the Customer. Cancellation is possible only with our approval.

### III. Prices and delivery

- The prices shall be determined in accordance with the applicable price lists. All prices are exclusive of packing, transport, VAT (MwSt) or other official charges or duties.
- The nature and extent of a delivery shall be determined in accordance with the mutual written declarations of the parties.
- Deliveries shall be under the conditions set out in the order confirmation (invoices). Any FOB deliveries shall be made only against an irrevocable, confirmed letter of credit.
- Any goods ordered in error by the Customer as well as any over-ordering of goods or left-over stock shall not be returnable.
- Delivery shall be ex works and FOB in relation to overseas countries.
- Delivery dates shall be generally non-binding. Such shall only be binding if expressly confirmed in the order confirmation as being binding. The planned delivery dates shall be those in the order confirmation.
- A delivery period shall commence with the date of the sending of the written order confirmation.
- Compliance with the delivery period shall be subject to the completion of all necessary support on the part of the Purchaser as well as compliance with the agreed payment conditions and other duties of the Purchaser. In the event that these conditions are not fulfilled on time a reasonable extension of the delivery period shall automatically come into force.
- A delivery deadline shall be met if the goods have left our works or notice has been given of the readiness for delivery by the time of the expiry of the delivery period.
- The delivery period shall be extended by the period of any disruption and the resulting effects in the case of force majeure, operational disruptions for which we are not responsible, insufficient personnel, energy or raw materials as well as any further unforeseeable circumstances beyond our control and for which we are therefore not responsible.
- In the event that the delivery period is exceeded by more than two months for any other reasons than those named in III No. 8 and in the event that as a result of written demand, the setting of a further reasonable notice period and the threat of cancellation we default, the Purchaser may after the unsuccessful expiry of the reasonable subsequent period withdraw from the contract to the exclusion of all other rights and claims. The claiming of any damages is excluded insofar as wilful acts or gross negligence are not present on our part.
- Part deliveries are generally possible.
- In the event that the delivery is delayed for circumstances for which the Purchaser is responsible, we may dispose of the goods after a reasonable period and supply the Purchaser after an extended period. The statutory provisions for the delay in acceptance shall not be affected hereby. Furthermore, the Purchaser shall compensate for all damage including transport costs. In such case we may either prove our damage or, without any proof, demand a liquidated damages amount of 20 % of the net value of the delivery not accepted. The right to provide evidence of further damage is reserved.

### IV. Packing

- Unless otherwise specifically agreed packing shall take place at our discretion. It shall not be returned unless otherwise agreed with the Customer.
- Transport packing (e.g. euro container, cartons or boxes) shall be invoiced to the Purchaser. In the case of the sending of re-usable containers a rent or circulation fee shall be invoiced. The re-usable containers shall be returned immediately to the pool via the return logistics. Any costs resulting from noncompliance with this duty shall be invoiced to the Customer. The returning of packing shall be in terms of and in accordance with the applicable statutory provisions.
- Loading costs shall be borne by the Purchaser.

In case of loading by pool pallets we shall have a direct pallet exchange with the forwarder for loading on the street. If forwarders or vehicles of the Customer are used, the Purchaser shall ensure that the exchange pallets are undamaged. Any missing pallets shall be invoiced to the Purchaser.

### V. Transport

- Transport shall be at the risk of the Purchaser.
- Risk shall transfer to the Purchaser at the latest with the dispatching of the respective delivery. In the event that the dispatch is delayed as a result of any circumstances for which the Purchaser is responsible the risk shall transfer to the Purchaser on the day the goods were ready for transport.
- We shall not be liable for any damage to or loss of goods during transport insofar as such is not demonstrably the result of defective packing.
- Any transport damage shall be reported immediately to the transport company for verification. The Purchaser shall obtain a confirmation as to the complaint. The record of negotiations intended for such cases shall be forwarded to us by no later than 8 days without any need for us to request such.

- The prices are given in Euro excl. VAT.
- All sizes are indicated in mm.

### VI. Payment conditions

- Invoices shall be paid immediately without any deductions. The time of payment shall be the day of the receipt of payment.
- Failure to pay on time shall result in immediate default.
- In the event that our outstanding amount is not paid immediately and in full despite a demand for such or in the event that there is reasonable doubt as to the ability to pay or the willingness to pay on the part of the Customer, in particular in relation to objections on bills of exchange or by the failure of cheques or automatic payments to clear as well as by any other delays in payment, or in the event of other payment difficulties, or a substantial deterioration of the economic situation of the Purchaser, in particular in case of pending enforcement proceedings, unsuccessful attachment proceedings, the cessation of payments or pending court or out-of-court settlements, sequestration or insolvency proceedings or in the event of other pending liquidation we may terminate and claim all amounts owing from our business relationship as being due for immediate payment.
- From the commencement of any default, default interest at the rate of 8 %, for end customers at the rate of 5 %, above the respective basis interest rate of the country in which the debtor maintains its seat of business or the respective basis interest rate of the currency of the invoicing shall be due. The right to make further claims for damages shall not be affected hereby.
- In the case of payments with acceptance (period not exceeding 3 months), the acceptance of which (no later than 30 days after the date of invoice) is reserved by us on a case by case basis, the total discounting charges shall be borne by the Purchaser. Payments by bills of exchange or cheques shall be valid only after the payment as performance without us having any duty to present or protest in good time.
- Receipt of Payment  
For all methods of payment the date of the receipt of payment shall be deemed to be on the day on which we have the amount at our disposal.
- Set-Off  
The Purchaser may only set off against outstanding debts which are due, which are undisputed or legally determined with no right to appeal.

### VII. Retention of Title

- All deliveries shall be made subject to an extended retention of title. This shall also apply if individual or all outstanding amounts are included in one current invoice and the amount is determined and acknowledged.
- The delivered goods remain our property until complete payment of all claims arising from the business relationship, regardless of the legal basis, including all supplementary claims (in case of payment by cheque or bill of exchange until the payment on such).
- The Purchaser shall not pledge any goods subject to the retention of title nor make such subject to any lien. Our goods shall not be further processed by the Purchaser (e.g. decoration etc.) unless such is expressly permitted in writing to do so by the user in an individual case and the restrictions of the user are respected. In case of the further sale of goods subject to retention of title by the Purchaser to third parties in terms of the normal course of business, the Customer shall make its customer subject to similar limitations.
- The Purchaser shall inform us immediately as to any access by third parties to the goods delivered by us subject to retention of title also in the case such access is about to occur. The Purchaser shall notify any third parties accessing the goods or wanting to access the goods that such are our property. Any costs resulting from intervention shall be borne by the Purchaser.
- The Purchaser may dispose of the goods subject to retention of title in the normal course of business, but shall do so subject to retention of title. The Purchaser hereby assigns to us as a precautionary matter all claims which may be available to the Purchaser as a result of the further sale. The assignment is hereby accepted. The limit of coverage for the assigned claims shall be 110 % of the realisable value of the goods sold and delivered subject to retention of title. The Purchaser may collect any claims. This authorisation shall no longer be effective in the event of a default in payment by the Purchaser.
- In the event of the goods being returned the Purchaser shall be liable for any deterioration. The expenses of returning the goods (transport costs, new packing etc.) shall be the actual costs or, at our choice, 15 % of the value of the goods.
- The right of the Customer to collect shall be extinguished without any need for an express declaration on our part if the Customer stops payments. We shall make no use of our right to collect insofar as the Customer fulfils its duty of payment. In the event that the Customer is delayed in any payment to us we may take back the goods subject to retention of title and to this end access the premises of the Customer.
- In the event that the realisable value of the securities exceeds the outstanding amounts due by more than 10 %, we shall, at the request of the Customer, release the excess amount of security.
- We may at any time demand information from the Purchaser, provided that an outstanding claim to us still exists, as to which goods subject to retention of title are still in the Purchaser's possession, where such goods are located and which customers took the other goods delivered by us in terms of quantity, nature and number. We may further inspect any goods delivered subject to retention of title at any time on site at the premises of the Purchaser and in the event of any threat to our rights, in particular in case of default in payment or unsuccessful attachment proceedings, forced administration, the commencement of settlement or insolvency procedures, take such goods into our possession, sell such or use such without affecting our other rights for compensation including the rights related to non-fulfilment and default.
- The Purchaser shall insure the goods at its own expense against fire and theft and upon request provide evidence of the conclusion of the insurance policy.

## Wellness price list 2009 - Conditions of sale

### VIII. Product Quality

1. Our products shall be delivered in a condition which is of the first class in accordance with our sorting guidelines. The normal commercial requirements in relation to a defect-free body, cleanliness and appearance of the surface may be made in relation to these goods. Production-related minor defects shall be permitted and shall not be subject to any warranty claim insofar as such does not affect the product as a whole and is reasonable for the Purchaser.
2. On the basis of the various materials and production procedures variations in colour may appear in a series to products with the same colour designation often depending on the lighting. Production-related variations in size, content, weight, tones and surface quality which are within the normal commercial range of toleration are not defects. There may be colour variations related to printing between the prospectus/catalogue illustration and the product.
3. Acidic and/or caustic cleaning agents and/or solvents may cause damage if used incorrectly.
4. Later changes in the surface (e.g. decoration and/or technical changes) to the goods delivered by us, are excluded by warranty. Such are otherwise only permissible in case of further sale by the Purchaser if such changes are agreed to by us previously in writing.
5. We reserve the right to make minor changes to the finishing, colour and form.
6. Goods in the second choice or other selections do not fulfil our sorting guidelines and do not comply with the normal requirements of design and quality.
7. Typical results of use (e.g. metal abrasion or scratching by abrasives) or deterioration in the surface quality are, at the current state of the art, unavoidable and shall not form the basis of any complaint.

### IX. Warranty

1. The goods shall be inspected immediately upon receipt. Any complaints in respect to detectible defects shall be made in writing within 14 days of receipt of the goods. The goods complained of shall be stored and handled correctly. Any return of goods shall take place only with our express agreement.
2. Complaints in relation to recognisable defects are permitted only before use, installation or processing.
3. In the event of any justified complaint we shall be obliged to, at our own discretion, either repair or make substitute delivery of defect-free goods in terms of the agreed quality. In the event that the duty to rectify the goods is not successful after two attempts the Purchaser may reduce the purchase price or at its discretion withdraw from the contract. This shall not apply in relation to any defect-free part deliveries already accepted.
4. In the case of an exchange of defective products or parts thereof, any exchanged parts shall immediately become our property.
5. Any pure optical defects shall result in a right to reduction of value only.
6. Any claim for damages regardless of the legal reason shall exist only in the event of wilful acts or gross negligence on our part. Claims for damages in accordance with the law as to liability for defective products (Product Liability Act), as well as the liability for injury to life, body and health and the liability for breach of substantial contractual duties shall not be affected hereby. The legal representatives and their agents shall be liable in relation to the Purchaser insofar as legal claims can be made against such, but also only in the event of wilful acts or gross negligence. Unaffected hereby shall be the liability for injury to life, body and health as well as the liability for the breach of substantial contractual duties.
7. The above limitation of liability shall also not apply if we have accepted a guarantee for the quality of the goods.
8. The precondition for substitute performance shall be proof of correct handling in accordance with our installation, operation and care instructions as well as proper processing.
9. We shall be granted, or an expert appointed by us shall be granted, the opportunity to inspect any damage in an unchanged form and a reasonable period shall be given to inspect the cause of such damage. Furthermore, we are entitled to inspect any damage at any time, together with third parties, for the purpose of determining the damage and any possible cause and, if necessary, to calculate the expense or to make suggestions as to repairs etc. In the event that such is refused by the Purchaser or the final user any liability for defects shall be extinguished.
10. The Purchaser has the right and duty for the purpose of avoiding greater damage to make all necessary measures to avoid or reduce the damage or to arrange for such to be done and to take all necessary care to maintain samples of the defective delivery.
11. The period of limitation for claims related to warranty for construction and products which in accordance with the normal method of use are used in relation to construction is 5 years from the date of delivery of the goods and for all other products 2 years. The abovenamed time limits shall not apply if fraudulent intent exists.
12. Immediate/direct consequential damage (e.g. repair costs, reasonable installation and de-assembly costs) shall be reimbursed by us up to a maximum amount of EURO 150,000 f or each case of damage. Any further claims for damages (e.g. for loss of profit, loss of use etc.) are excluded.
13. Excluded from the above limitations of liability are any claims related to injury to life, bodily injury or injury to health insofar as we are responsible for the breach of duty as well as any other damage resulting from grossly negligent breach of duty on our part. The above limitation of liability shall also not apply insofar as we deceitfully conceal any defect or provide a guarantee as to the quality of the object. Our liability for claims under the Law of Product Liability shall be unlimited.

### X. Right of Retention

The retention of goods by the Purchaser is excluded unless a legally-binding judgment or an undisputed counterclaim exists.

### XI. Proprietary Rights

1. The majority of products distributed by us are protected by trademarks, registered design, utility models or patent rights.
2. The illustrations, reports and data published by us are in most cases protected by copyright. Any use not permitted by copyright law requires our prior permission. This shall apply in particular in relation to copying, processing, translation, storage of data, processing or the reproduction of pictures, product forms or other documents.

### XII. Part Validity

In the event that one or more provisions of these conditions are void, ineffective or avoidable, the remaining provisions shall remain effective and binding

### XIII. Place of Performance and Jurisdiction

The place and performance and jurisdiction shall be the seat of the office of the company invoicing.

The Law of the Federal Republic of Germany shall apply with the exception of the laws related to the International Sale of Goods.

- The prices are given in Euro excl. VAT.

- All sizes are indicated in mm.

Villeroy & Boch  
Unternehmensbereich Bad und Wellness  
Postfach 12 30  
66689 Mettlach  
DEUTSCHLAND  
Tel. +49 (0) 68 64 / 81-0  
Fax +49 (0) 68 64 / 81 14 58

**9200 E6 G9** Shades and dimensions subject to the usual tolerances.  
We reserve the right to make technical modifications to the range and alter colours.



**Villeroy & Boch**  
1748

[www.villeroy-boch.com](http://www.villeroy-boch.com)